



(12) **EUROPEAN PATENT APPLICATION**

(43) Date of publication:
21.06.2017 Bulletin 2017/25

(51) Int Cl.:
C07D 487/04 ^(2006.01) **C07D 519/00** ^(2006.01)
A61K 31/519 ^(2006.01) **A61P 37/00** ^(2006.01)
A61P 29/00 ^(2006.01) **A61P 35/00** ^(2006.01)

(21) Application number: **17152898.7**

(22) Date of filing: **06.09.2013**

(84) Designated Contracting States:
AL AT BE BG CH CY CZ DE DK EE ES FI FR GB GR HR HU IE IS IT LI LT LU LV MC MK MT NL NO PL PT RO RS SE SI SK SM TR
Designated Extension States:
BA ME

(30) Priority: **10.09.2012 US 201261699038 P**
20.11.2012 US 201261728693 P
14.03.2013 US 201361782605 P

(62) Document number(s) of the earlier application(s) in accordance with Art. 76 EPC:
13762703.0 / 2 892 900

(71) Applicant: **PRINCIPIA BIOPHARMA, INC.**
So. San Francisco, CA 94080 (US)

(72) Inventors:
• **Owens, Tim**
San Carlos, CA 94070 (US)
• **Verner, Erik**
Belmont, CA 94002 (US)

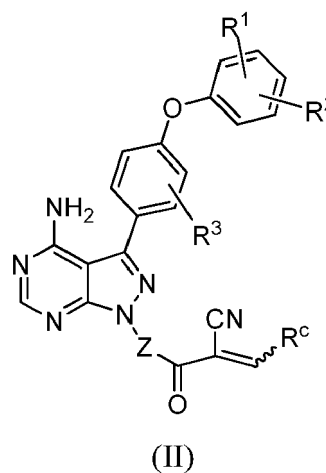
(74) Representative: **Srinivasan, Ravi Chandran**
J A Kemp
14 South Square
Gray's Inn
London WC1R 5JJ (GB)

Remarks:

This application was filed on 24-01-2017 as a divisional application to the application mentioned under INID code 62.

(54) **PYRAZOLOPYRIMIDINE COMPOUNDS AS KINASE INHIBITORS**

(57) The present disclosure provides compounds of Formula (II) and/or pharmaceutically acceptable salts thereof that are tyrosine kinase inhibitors, in particular BTK, and are potentially useful for the treatment of diseases treatable by inhibition of tyrosine kinases such as cancer, inflammatory diseases such as arthritis, and the like. Also provided are pharmaceutical compositions containing such compounds and/or pharmaceutically acceptable salts thereof and processes for preparing such compounds and pharmaceutically acceptable salts thereof.



Description

[0001] The present disclosure provides certain small-molecule compounds that are tyrosine kinase inhibitors, in particular Bruton's tyrosine kinase (BTK) inhibitors, and are therefore useful for the treatment of diseases treatable by inhibition of tyrosine kinases such as cancer and inflammatory diseases. Also provided are certain pharmaceutical compositions containing such compounds and processes for preparing such compounds.

[0002] The human genome contains at least 500 genes encoding protein kinases. Many of these kinases have been implicated in human disease and as such represent potentially attractive therapeutic targets. BTK, a member of the Tec family non-receptor tyrosine kinases, is essential for B cell signaling downstream from the B-cell receptor. It is expressed in B cells and other hematopoietic cells such as monocytes, macrophages, and mast cells. BTK is reported to function in various aspects of B cell function that maintain the B cell repertoire (see Gauld S. B. et al., B cell antigen receptor signaling: roles in cell development and disease. *Science*, 296:1641-2. 2002.)). Clinical validation of the role of B cells in RA has been provided by the efficacy of the biologic Rituxan (an anti-CD20 antibody), which depletes B cells as a mechanism of action (see Perosa F., et al., CD20-depleting therapy in autoimmune diseases: from basic research to the clinic. *J Intern Med*. 267:260-77. 2010 and Dörner T., et al. Targeting B cells in immune-mediated inflammatory disease: a comprehensive review of mechanisms of action and identification of biomarkers. *Pharmacol Ther*. 125:464-75. 2010.). BTK is reported to be required for B cell development because patients with the disease X-linked agammaglobulinemia (see Rosen F. S., et al., The primary immunodeficiencies. *N Engl J Med*. 333:431-40. 1995) lack of antibodies in their bloodstream. Notably, small-molecule BTK inhibitors in pre-clinical development have been reported to be efficacious in collagen-induced arthritis (see Pan Z., et al., Discovery of selective irreversible inhibitors for Bruton's tyrosine kinase. *J. Med. Chem.* 2:58-61. 2007). The potential advantage of a small molecule BTK inhibitor (beyond the inherent advantage of a small-molecule over a biologic) is that modulation of BTK can inhibit B cell function without permanent removal of the B cell itself. Therefore, the long periods of low B cell levels experienced with the biologic Rituxan should be avoidable by targeting BTK with a small molecule BTK inhibitor.

[0003] In addition, the disease modifying activities of BTK are expected to extend beyond those of Rituxan because of effects on addition cellular targets that are involved in propagation of disease. For instance, antigen induced mast cell degranulation is reportedly impaired in mast cells derived from the bone marrow of BTK deficient mice, demonstrating that BTK is downstream of the FcεR1 receptor (see Setoguchi R., et al., Defective degranulation and calcium mobilization of bone-marrow derived mast cells from Xid and BTK-deficient mice. *Immunol Lett*. 64:109-18. 1998). A similar signaling module exists in monocytes and macrophages for the FcγR1 receptor indicating BTK inhibition is highly likely to modulate TNF production in response to IgG. Both mast cells and macrophages are thought to contribute to propagation of the inflammatory cytokine environment of the diseased synovium.

[0004] In addition to the peripheral and synovial effects of BTK inhibition described above, BTK inhibition reportedly will have bone protective effects in an inflamed joint (see Gravallese E. M., et al., Synovial tissue in rheumatoid arthritis is a source of osteoclast differentiation factor. *Arthritis Rheum*. 43:250-8. 2000). Studies with mice that are either deficient in BTK or have impaired BTK function have reportedly demonstrated that Rank ligand-induced osteoclast differentiation is impaired in the absence of BTK function (see Lee S. H., et. al., The tec family tyrosine kinase BTK Regulates RANKL-induced osteoclast maturation. *J. Biol. Chem*. 283:11526-34. 2008). Taken together, these studies can be interpreted as suggesting that a BTK inhibitor could inhibit or reverse the bone destruction that occurs in RA patients. Given the importance of B cells in autoimmune disease, BTK inhibitors could also have utility in other autoimmune diseases such as systemic lupus erythematosus (see Shlomchik M. J., et. al., The role of B cells in lpr/lpr-induced autoimmunity. *J. Exp Med*. 180:1295-1306. 1994). Notably, an irreversible BTK inhibitor has been reported to display efficacy in the mouse MRL/lpr lupus model, reducing autoantibody production and renal damage (see Honigberg L. A., The Bruton tyrosine kinase inhibitor PCI-32765 blocks B-cell activation and is efficacious in models of autoimmune disease and B-cell malignancy. *Proc. Natl. Acad. Sci*. 107:13075-80. 2010).

[0005] There is also potential for BTK inhibitors for treating allergic diseases (see Honigberg, L., et. al., The selective BTK inhibitor PCI-32765 blocks B cell and mast cell activation and prevents mouse collagen induced arthritis. *Clin. Immunol*. 127 S1:S111. 2008). In addition, the irreversible inhibitor reportedly suppresses passive cutaneous anaphylaxis (PCA) induced by IgE antigen complex in mice (see Honigberg, L., et. al., The selective BTK inhibitor PCI-32765 blocks B cell and mast cell activation and prevents mouse collagen induced arthritis. *Clin. Immunol*. 127 S1:S111. 2008). These reported findings are in agreement with those noted with BTK-mutant mast cells and knockout mice and can be interpreted as suggesting that BTK inhibitors may be useful for the treatment of asthma, an IgE-dependent allergic disease of the airway.

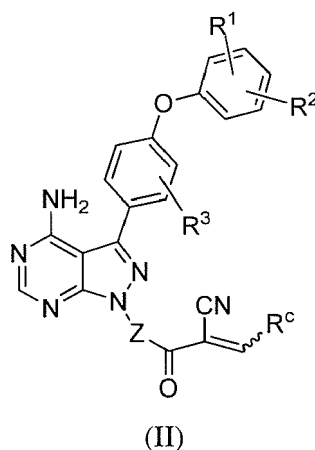
[0006] In addition, platelet aggregation in response to collagen or collagen-related peptide is reportedly impaired in XLA patients who lack BTK function (see Quek L. S., et al., A role for Bruton's tyrosine kinase (BTK) in platelet activation by collagen. *Curr. Biol*. 8:1137-40. 1998). This is manifested by changes downstream from GPIV, such as phosphorylation of PLCgamma2 and calcium flux, which can be interpreted as suggesting potential utility in treating thromboembolic diseases.

[0007] Preclinical studies with a selective inhibitor of BTK have reportedly shown effects on spontaneous canine B cell lymphomas suggesting a potential utility in human lymphomas or other hematologic malignancies including chronic lymphocytic leukemia. In addition, clinical trials with PCI-32765 can be interpreted as indicating utility for a BTK inhibitor in both chronic lymphocytic leukemia and mantle cell lymphoma (see Fowler, N et al., The Btk inhibitor, PCI-32765, induces durable responses with minimal toxicity in patients with relapsed/refractory Bcell malignancies: results from a phase I study. Blood 2010;116 (21) :425; Byrd J. C., et al. Activity and tolerability of the Bruton's tyrosine kinase (Btk) inhibitor PCI-32765 in patients with chronic lymphocytic leukemia/small lymphocytic lymphoma (CLL/SLL): Interim results of a phase Ib/II study. J Clin Oncol 2011;29 :6508).

[0008] ITK, a member of the TEC kinase family, is reportedly involved in activation of T cells and mast cells (see Iyer A. S. et al., Absence of Tec Family Kinases Interleukin-2 Inducible T cell Kinase (Itk) and Bruton's Tyrosine Kinase (Btk) Severely Impairs Fc{epsilon}RI-dependent Mast Cell Responses. J. Biol Chem.; 286:9503-13. 2011) and is a potential target in inflammatory immune diseases such as asthma. Mice deficient in ITK are reportedly resistant to development of allergic asthma (see Sahu N, et al., Differential sensitivity to Itk kinase signals for T helper 2 cytokine production and chemokine-mediated migration. J. Immunol. 180:3833-8. 2008). Another family member, BMX, is reportedly involved in supporting tumor angiogenesis through it's role in the tumor vascular endothelium (see Tu T, et al., Bone marrow X kinase-mediated signal transduction in irradiated vascular endothelium. Cancer Res. 68:2861-9. 2008) and is also progressively up-regulated during bladder cancer progression (see Guo S., et al., Tyrosine Kinase ETK/BMX Is Up-Regulated in Bladder Cancer and Predicts Poor Prognosis in Patients with Cystectomy. PLoS One. 6:e17778. 2011), which can be interpreted to suggest a potential therapeutic target in this type cancer. The B lymphoid kinase (hereafter, sometimes expressed as "BLK") is reportedly linked through genetic association with a variety of rheumatic diseases including systemic lupus erythematosus and systemic sclerosis (see Ito I, et al., Association of the FAM167A-BLK region with systemic sclerosis. Arthritis Rheum. 62:890-5. 2010).

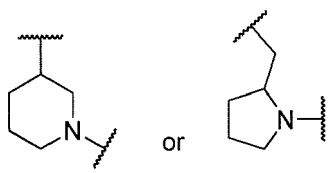
[0009] Accordingly, there is a need for compounds that inhibit tyrosine kinases, and particularly BTK inhibitors, thereby providing treatment for diseases such as autoimmune diseases, inflammatory diseases, thromboembolic diseases, and cancer. The present disclosure is directed to such treatment.

[0010] In an embodiment, provided is a compound of Formula (II):



where:

-Z-is:



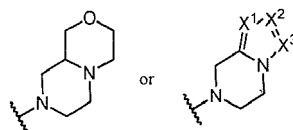
R^1 and R^2 are independently hydrogen, alkyl, halo, or alkoxy;
 R^3 is hydrogen or halo; and
 R^c is:

(a) $-\text{C}(\text{CH}_3)_2-(4-\text{R}^5\text{-piperazin-1-yl})$ where R^5 is hydrogen, alkyl, alkoxyalkyl, hydroxyalkyl, haloalkyl, alkylsulfonyl, alkoxy carbonyl, acyl, or oxetan-3-yl and the piperazinyl ring is additionally optionally substituted with one or two alkyl;

(b) $-\text{C}(\text{CH}_3)_2-(2\text{- or }3\text{-oxo-4-R}^a\text{-piperazin-1-yl})$ where R^a is hydrogen, alkyl, cycloalkyl, alkoxyalkyl, haloalkyl, or oxetan-3-yl and the piperazinyl ring is additionally optionally substituted with one or two alkyl;

(c) $-\text{C}(\text{CH}_3)_2-\text{NR}^b\text{oxetan-3-yl}$ where R^b is hydrogen, alkyl, hydroxyalkyl, alkoxyalkyl, or cycloalkyl;

(d) $-\text{C}(\text{CH}_3)_2-\text{R}^c$ where R^c is



where one or two of X^1 , X^2 and X^3 are nitrogen and the rest are carbon and the ring is optionally substituted with one or two substituents independently selected from alkyl, haloalkyl, or halo; or

(e) $-\text{C}(\text{CH}_3)_2-2\text{-oxa-6-azaspiro[3.3]heptan-6-yl}$, or $-\text{C}(\text{CH}_3)_2-\text{CH}_2\text{morpholine-4-yl}$;

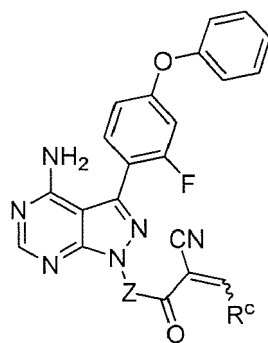
and/or a pharmaceutically acceptable salt thereof.

[0011] In one embodiment, the compound or salt thereof of Formula (II) is where R^1 is hydrogen, alkyl, halo, or alkoxy and R^2 is alkyl, halo, or alkoxy. Within this embodiment, in one group of compounds R^3 is fluoro.

[0012] In another embodiment, the compound or salt thereof of Formula (II) is where R^1 is hydrogen, alkyl, halo, or alkoxy and R^2 is alkyl, halo, or alkoxy and R^c is $-\text{C}(\text{CH}_3)_2-(4-\text{R}^5\text{-piperazin-1-yl})$ where R^5 is hydrogen, alkyl, alkoxyalkyl, hydroxyalkyl, haloalkyl, alkylsulfonyl, alkoxy carbonyl, acyl, or oxetan-3-yl and the piperazinyl ring is additionally optionally substituted with one or two alkyl. Within this embodiment, in one group of compounds R^3 is fluoro.

[0013] In yet another embodiment, the compound or salt thereof of Formula (II) is where R^1 and R^2 are hydrogen and R^c is $-\text{C}(\text{CH}_3)_2-(4-\text{R}^5\text{-piperazin-1-yl})$ where R^5 is hydrogen, alkyl, alkoxyalkyl, hydroxyalkyl, haloalkyl, alkylsulfonyl, alkoxy carbonyl, acyl, or oxetan-3-yl and the piperazinyl ring is additionally optionally substituted with one or two alkyl. Within this embodiment, in one group of compounds R^3 is fluoro. Within this embodiment, in another group of compounds R^3 is hydrogen and R^c is $-\text{C}(\text{CH}_3)_2-(4-\text{R}^5\text{-piperazin-1-yl})$ where R^5 is hydrogen, alkyl, or oxetan-3-yl.

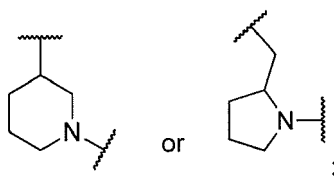
[0014] In another embodiment, provided is a compound of Formula (IA):



(IA)

where:

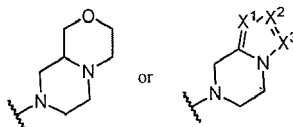
$-\text{Z}-$ is:



and

R^c is:

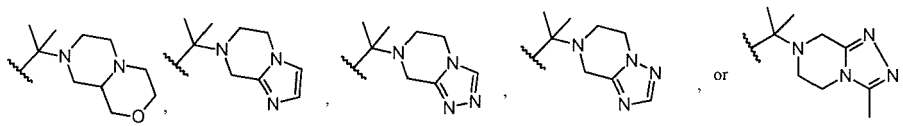
- (a) -C(CH₃)₂-(4-R⁴-piperazin-1-yl) where R⁴ is hydrogen, alkyl, alkoxyalkyl, haloalkyl, alkylsulfonyl, alkoxycarbonyl, acyl, or oxetan-3-yl and the piperazinyl ring is additionally optionally substituted with one or two alkyl;
 (b) -C(CH₃)₂-(3-oxo-4-R^a-piperazin-1-yl) where R^a is hydrogen, alkyl, cycloalkyl, alkoxyalkyl, haloalkyl, or oxetan-3-yl and the piperazinyl ring is additionally optionally substituted with one or two alkyl;
 (c) -C(CH₃)₂-NR^boxetan-3-yl where R^b is hydrogen, alkyl, alkoxyalkyl, or cycloalkyl;
 (d) -C(CH₃)₂-R^c where R^c is



where one or two of X¹, X² and X³ are nitrogen and the rest are carbon and the ring is optionally substituted with one or two substituents independently selected from alkyl, haloalkyl, or halo; or
 (e) -C(CH₃)₂-2-oxa-6-azaspiro[3.3]heptan-6-yl, or -C(CH₃)₂-CH₂morpholine-4-yl;

and/or a pharmaceutically acceptable salt thereof.

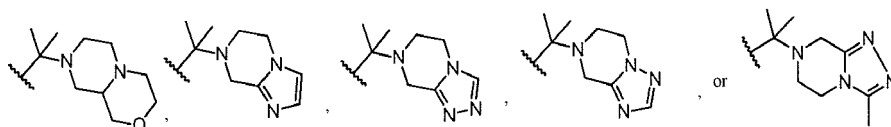
[0015] In one embodiment, the compound or salt thereof of Formula (IA) is where R^c is -C(CH₃)₂-(piperazin-1-yl), -C(CH₃)₂-(4-methylpiperazin-1-yl), -C(CH₃)₂-(4-ethylpiperazin-1-yl), -C(CH₃)₂-N(CH₃)oxetan-3-yl, -C(CH₃)₂-N(CH₂CH₃)oxetan-3-yl, -C(CH₃)₂-N(cyclopropyl)-oxetan-3-yl, -C(CH₃)₂-NHoxetan-3-yl, -C(CH₃)₂-2-oxa-6-azaspiro[3.3]heptan-6-yl, -C(CH₃)₂-CH₂morpholine-4-yl, -C(CH₃)₂-(4-methylsulfonyl-piperazin-1-yl), -C(CH₃)₂-(3-oxo-4-methylpiperazin-1-yl), -C(CH₃)₂-[4-(2-methoxyethyl)-piperazin-1-yl], -C(CH₃)₂-(4-tert-butylpiperazin-1-yl), -C(CH₃)₂-(4-acetyl-piperazin-1-yl), -C(CH₃)₂-(4-(2,2,2-trifluoroethyl)-piperazin-1-yl), -C(CH₃)₂-(4-isopropylpiperazin-1-yl), -C(CH₃)₂-(2,5-dimethyl-piperazin-1-yl), -C(CH₃)₂-(3,5-dimethylpiperazin-1-yl), -C(CH₃)₂-(3,4,5-trimethylpiperazin-1-yl), -C(CH₃)₂-(2,4,5-trimethylpiperazin-1-yl), -C(CH₃)₂-(4-oxetan-3-ylpiperazin-1-yl), -C(CH₃)₂-(4-methoxycarbonylpiperazin-1-yl), -C(CH₃)₂-(3,5-dimethylpiperazin-1-yl),



and/or a pharmaceutically acceptable salt thereof.

[0016] In another embodiment, the compound or salt thereof of Formula (IA) is where R^c is -C(CH₃)₂-(piperazin-1-yl), -C(CH₃)₂-(4-methylpiperazin-1-yl), -C(CH₃)₂-(4-ethyl-piperazin-1-yl), -C(CH₃)₂-N(CH₃)oxetan-3-yl, -C(CH₃)₂-N(CH₂CH₃)oxetan-3-yl, -C(CH₃)₂-N(cyclopropyl)-oxetan-3-yl, or -C(CH₃)₂-NHoxetan-3-yl.

[0017] In yet another embodiment, the compound or salt thereof of Formula (IA) is where R^c is -C(CH₃)₂-(3-oxo-4-methylpiperazin-1-yl), -C(CH₃)₂-[4-(2-methoxyethyl)-piperazin-1-yl], -C(CH₃)₂-(4-tert-butylpiperazin-1-yl), -C(CH₃)₂-(4-isopropylpiperazin-1-yl), -C(CH₃)₂-(2,5-dimethyl-piperazin-1-yl), -C(CH₃)₂-(3,5-dimethylpiperazin-1-yl), -C(CH₃)₂-(3,4,5-trimethyl-piperazin-1-yl), -C(CH₃)₂-(2,4,5-trimethylpiperazin-1-yl), -C(CH₃)₂-(4-oxetan-3-ylpiperazin-1-yl), -C(CH₃)₂-(4-methoxycarbonylpiperazin-1-yl), -C(CH₃)₂-(3,5-dimethylpiperazin-1-yl), or



[0018] In yet another embodiment, the compound or salt thereof of Formula (IA) is where R^c is -C(CH₃)₂-(3-oxo-4-methylpiperazin-1-yl) or -C(CH₃)₂-[4-(2-methoxyethyl)-piperazin-1-yl].

[0019] In yet another embodiment, the compound of Formula (IA) is chosen from:

2-[(2S)-2-[[4-amino-3-(2-fluoro-4-phenoxyphenyl)pyrazolo[3,4-d]pyrimidin-1-yl]-methyl]pyrrolidine-1-carbonyl]-4-methyl-4-(4-methylpiperazin-1-yl)pent-2-enenitrile;

- 2-[(2R)-2-[[4-amino-3-(2-fluoro-4-phenoxyphenyl)pyrazolo[3,4-d]pyrimidin-1-yl]-methyl]pyrrolidine-1-carbonyl]-4-methyl-4-(4-methylpiperazin-1-yl)pent-2-enenitrile;
- 2-[(2S)-2-[[4-amino-3-(2-fluoro-4-phenoxyphenyl)pyrazolo[3,4-d]pyrimidin-1-yl]-methyl]pyrrolidine-1-carbonyl]-4-methyl-4-piperazin-1-yl-pent-2-enenitrile;
- 5 2-[(2R)-2-[[4-amino-3-(2-fluoro-4-phenoxyphenyl)pyrazolo[3,4-d]pyrimidin-1-yl]-methyl]pyrrolidine-1-carbonyl]-4-methyl-4-piperazin-1-yl-pent-2-enenitrile;
- 2-[(2S)-2-[[4-amino-3-(2-fluoro-4-phenoxyphenyl)pyrazolo[3,4-d]pyrimidin-1-yl]-methyl]pyrrolidine-1-carbonyl]-4-methyl-4-[methyl(oxetan-3-yl)amino]pent-2-enenitrile;
- 10 2-[(2R)-2-[[4-amino-3-(2-fluoro-4-phenoxyphenyl)pyrazolo[3,4-d]pyrimidin-1-yl]-methyl]pyrrolidine-1-carbonyl]-4-methyl-4-[methyl(oxetan-3-yl)amino]pent-2-enenitrile;
- 2-[(2S)-2-[[4-amino-3-(2-fluoro-4-phenoxyphenyl)pyrazolo[3,4-d]pyrimidin-1-yl]-methyl]pyrrolidine-1-carbonyl]-4-methyl-4-(oxetan-3-ylamino)pent-2-enenitrile;
- 2-[(2R)-2-[[4-amino-3-(2-fluoro-4-phenoxyphenyl)pyrazolo[3,4-d]pyrimidin-1-yl]-methyl]pyrrolidine-1-carbonyl]-4-methyl-4-(oxetan-3-ylamino)pent-2-enenitrile;
- 15 2-[(3R)-3-[4-amino-3-(2-fluoro-4-phenoxyphenyl)pyrazolo[3,4-d]pyrimidin-1-yl]piperidine-1-carbonyl]-4-methyl-4-[methyl(oxetan-3-yl)amino]pent-2-enenitrile;
- 2-[(3S)-3-[4-amino-3-(2-fluoro-4-phenoxyphenyl)pyrazolo[3,4-d]pyrimidin-1-yl]piperidine-1-carbonyl]-4-methyl-4-[methyl(oxetan-3-yl)amino]pent-2-enenitrile;
- 2-[[[(3R)-3-[4-amino-3-(2-fluoro-4-phenoxyphenyl)-1H-pyrazolo[3,4-d]pyrimidin-1-yl]-piperidin-1-yl]carbonyl]-4-methyl-4-(4-methylpiperazin-1-yl)pent-2-enenitrile;
- 20 2-[[[(3S)-3-[4-amino-3-(2-fluoro-4-phenoxyphenyl)-1H-pyrazolo[3,4-d]pyrimidin-1-yl]-piperidin-1-yl]carbonyl]-4-methyl-4-(4-methylpiperazin-1-yl)pent-2-enenitrile;
- 2-[(R)-3-(4-amino-3-(2-fluoro-4-phenoxyphenyl)-1H-pyrazolo[3,4-d]pyrimidin-1-yl)piperidine-1-carbonyl]-4-methyl-4-(piperazin-1-yl)pent-2-enenitrile;
- 25 2-[(S)-3-(4-amino-3-(2-fluoro-4-phenoxyphenyl)-1H-pyrazolo[3,4-d]pyrimidin-1-yl)piperidine-1-carbonyl]-4-methyl-4-(piperazin-1-yl)pent-2-enenitrile;
- (S)-2-(2-((4-amino-3-(2-fluoro-4-phenoxyphenyl)-1H-pyrazolo[3,4-d]pyrimidin-1-yl)methyl)pyrrolidine-1-carbonyl)-4-(ethyl(oxetan-3-yl)amino)-4-methylpent-2-enenitrile;
- (R)-2-(2-((4-amino-3-(2-fluoro-4-phenoxyphenyl)-1H-pyrazolo[3,4-d]pyrimidin-1-yl)methyl)pyrrolidine-1-carbonyl)-4-(ethyl(oxetan-3-yl)amino)-4-methylpent-2-enenitrile;
- 30 (S)-2-(3-(4-amino-3-(2-fluoro-4-phenoxyphenyl)-1H-pyrazolo[3,4-d]pyrimidin-1-yl)piperidine-1-carbonyl)-4-methyl-4-(ethyl(oxetan-3-yl)amino)pent-2-enenitrile;
- (R)-2-(3-(4-amino-3-(2-fluoro-4-phenoxyphenyl)-1H-pyrazolo[3,4-d]pyrimidin-1-yl)piperidine-1-carbonyl)-4-methyl-4-(ethyl(oxetan-3-yl)amino)pent-2-enenitrile;
- 35 (S)-2-(3-(4-amino-3-(2-fluoro-4-phenoxyphenyl)-1H-pyrazolo[3,4-d]pyrimidin-1-yl)piperidine-1-carbonyl)-4-methyl-4-(2-oxa-6-azaspiro[3.3]heptan-6-yl)pent-2-enenitrile;
- (R)-2-(3-(4-amino-3-(2-fluoro-4-phenoxyphenyl)-1H-pyrazolo[3,4-d]pyrimidin-1-yl)piperidine-1-carbonyl)-4-methyl-4-(2-oxa-6-azaspiro[3.3]heptan-6-yl)pent-2-enenitrile;
- (S)-2-(2-((4-amino-3-(2-fluoro-4-phenoxyphenyl)-1H-pyrazolo[3,4-d]pyrimidin-1-yl)methyl)pyrrolidine-1-carbonyl)-4-methyl-4-(2-oxa-6-azaspiro[3.3]heptan-6-yl)pent-2-enenitrile;
- 40 (R)-2-(2-((4-amino-3-(2-fluoro-4-phenoxyphenyl)-1H-pyrazolo[3,4-d]pyrimidin-1-yl)methyl)pyrrolidine-1-carbonyl)-4-methyl-4-(2-oxa-6-azaspiro[3.3]heptan-6-yl)pent-2-enenitrile;
- 2-[(2S)-2-[[4-amino-3-(2-fluoro-4-phenoxyphenyl)pyrazolo[3,4-d]pyrimidin-1-yl]-methyl]pyrrolidine-1-carbonyl]-4-methyl-4-(4-ethylpiperazin-1-yl)pent-2-enenitrile;
- 45 2-[(2R)-2-[[4-amino-3-(2-fluoro-4-phenoxyphenyl)pyrazolo[3,4-d]pyrimidin-1-yl]-methyl]pyrrolidine-1-carbonyl]-4-methyl-4-(4-ethylpiperazin-1-yl)pent-2-enenitrile;
- 2-[[[(3R)-3-[4-amino-3-(2-fluoro-4-phenoxyphenyl)-1H-pyrazolo[3,4-d]pyrimidin-1-yl]-piperidin-1-yl]carbonyl]-4-methyl-4-(4-ethylpiperazin-1-yl)pent-2-enenitrile;
- 2-[[[(3S)-3-[4-amino-3-(2-fluoro-4-phenoxyphenyl)-1H-pyrazolo[3,4-d]pyrimidin-1-yl]-piperidin-1-yl]carbonyl]-4-methyl-4-(4-ethylpiperazin-1-yl)pent-2-enenitrile;
- 50 (S)-2-(3-(4-amino-3-(2-fluoro-4-phenoxyphenyl)-1H-pyrazolo[3,4-d]pyrimidin-1-yl)piperidine-1-carbonyl)-4-methyl-4-(oxetan-3-yl)aminopent-2-enenitrile;
- (R)-2-(3-(4-amino-3-(2-fluoro-4-phenoxyphenyl)-1H-pyrazolo[3,4-d]pyrimidin-1-yl)piperidine-1-carbonyl)-4-methyl-4-(oxetan-3-yl)aminopent-2-enenitrile;
- 55 (R)-2-(2-((4-amino-3-(2-fluoro-4-phenoxyphenyl)-1H-pyrazolo[3,4-d]pyrimidin-1-yl)methyl)pyrrolidine-1-carbonyl)-4-(cyclopropyl(oxetan-3-yl)amino)-4-methylpent-2-enenitrile;
- (S)-2-(2-((4-amino-3-(2-fluoro-4-phenoxyphenyl)-1H-pyrazolo[3,4-d]pyrimidin-1-yl)methyl)pyrrolidine-1-carbonyl)-4-(cyclopropyl(oxetan-3-yl)amino)-4-methylpent-2-enenitrile;

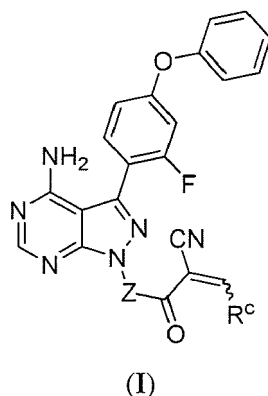
(R)-2-(3-(4-amino-3-(2-fluoro-4-phenoxyphenyl)-1H-pyrazolo[3,4-d]pyrimidin-1-yl)piperidine-1-carbonyl)-4-(cyclopropyl(oxetan-3-yl)amino)-4-methylpent-2-enenitrile;
 (S)-2-(3-(4-amino-3-(2-fluoro-4-phenoxyphenyl)-1H-pyrazolo[3,4-d]pyrimidin-1-yl)piperidine-1-carbonyl)-4-(cyclopropyl(oxetan-3-yl)amino)-4-methylpent-2-enenitrile;
 5 (R)-2-(3-(4-amino-3-(2-fluoro-4-phenoxyphenyl)-1H-pyrazolo[3,4-d]pyrimidin-1-yl)piperidine-1-carbonyl)-4-(4-isopropylpiperazin-1-yl)-4-methylpent-2-enenitrile;
 (S)-2-(3-(4-amino-3-(2-fluoro-4-phenoxyphenyl)-1H-pyrazolo[3,4-d]pyrimidin-1-yl)piperidine-1-carbonyl)-4-(4-isopropylpiperazin-1-yl)-4-methylpent-2-enenitrile;
 (R)-2-(3-(4-amino-3-(2-fluoro-4-phenoxyphenyl)-1H-pyrazolo[3,4-d]pyrimidin-1-yl)piperidine-1-carbonyl)-4-(4-(tert-butyl)piperazin-1-yl)-4-methylpent-2-enenitrile;
 10 (S)-2-(3-(4-amino-3-(2-fluoro-4-phenoxyphenyl)-1H-pyrazolo[3,4-d]pyrimidin-1-yl)piperidine-1-carbonyl)-4-(4-(tert-butyl)piperazin-1-yl)-4-methylpent-2-enenitrile;
 (R)-2-(3-(4-amino-3-(2-fluoro-4-phenoxyphenyl)-1H-pyrazolo[3,4-d]pyrimidin-1-yl)piperidine-1-carbonyl)-4-(4-(2-methoxyethyl)piperazin-1-yl)-4-methylpent-2-enenitrile;
 15 (S)-2-(3-(4-amino-3-(2-fluoro-4-phenoxyphenyl)-1H-pyrazolo[3,4-d]pyrimidin-1-yl)piperidine-1-carbonyl)-4-(4-(2-methoxyethyl)piperazin-1-yl)-4-methylpent-2-enenitrile;
 (R)-2-(3-(4-amino-3-(2-fluoro-4-phenoxyphenyl)-1H-pyrazolo[3,4-d]pyrimidin-1-yl)piperidine-1-carbonyl)-4-methyl-4-(4-(oxetan-3-yl)piperazin-1-yl)pent-2-enenitrile;
 (S)-2-(3-(4-amino-3-(2-fluoro-4-phenoxyphenyl)-1H-pyrazolo[3,4-d]pyrimidin-1-yl)piperidine-1-carbonyl)-4-methyl-4-(4-(oxetan-3-yl)piperazin-1-yl)pent-2-enenitrile;
 20 2-((R)-3-(4-amino-3-(2-fluoro-4-phenoxyphenyl)-1H-pyrazolo[3,4-d]pyrimidin-1-yl)piperidine-1-carbonyl)-4-((R)-hexahydropyrazino[2,1-c][1,4]oxazin-8(1H)-yl)-4-methylpent-2-enenitrile;
 2-((S)-3-(4-amino-3-(2-fluoro-4-phenoxyphenyl)-1H-pyrazolo[3,4-d]pyrimidin-1-yl)piperidine-1-carbonyl)-4-((R)-hexahydropyrazino[2,1-c][1,4]oxazin-8(1H)-yl)-4-methylpent-2-enenitrile;
 25 2-((R)-3-(4-amino-3-(2-fluoro-4-phenoxyphenyl)-1H-pyrazolo[3,4-d]pyrimidin-1-yl)piperidine-1-carbonyl)-4-((S)-hexahydropyrazino[2,1-c][1,4]oxazin-8(H)-yl)-4-methylpent-2-enenitrile;
 2-((S)-3-(4-amino-3-(2-fluoro-4-phenoxyphenyl)-1H-pyrazolo[3,4-d]pyrimidin-1-yl)piperidine-1-carbonyl)-4-((S)-hexahydropyrazino[2,1-c][1,4]oxazin-8(1H)-yl)-4-methylpent-2-enenitrile;
 (R)-2-(3-(4-amino-3-(2-fluoro-4-phenoxyphenyl)-1H-pyrazolo[3,4-d]pyrimidin-1-yl)piperidine-1-carbonyl)-4-methyl-4-(4-(2,2,2-trifluoroethyl)piperazin-1-yl)pent-2-enenitrile;
 30 (S)-2-(3-(4-amino-3-(2-fluoro-4-phenoxyphenyl)-1H-pyrazolo[3,4-d]pyrimidin-1-yl)piperidine-1-carbonyl)-4-methyl-4-(4-(2,2,2-trifluoroethyl)piperazin-1-yl)pent-2-enenitrile;
 2-((R)-3-(4-amino-3-(2-fluoro-4-phenoxyphenyl)-1H-pyrazolo[3,4-d]pyrimidin-1-yl)piperidine-1-carbonyl)-4-methyl-4-((3S,5R)-3,4,5-trimethylpiperazin-1-yl)pent-2-enenitrile;
 35 2-((S)-3-(4-amino-3-(2-fluoro-4-phenoxyphenyl)-1H-pyrazolo[3,4-d]pyrimidin-1-yl)piperidine-1-carbonyl)-4-methyl-4-((3S,5R)-3,4,5-trimethylpiperazin-1-yl)pent-2-enenitrile;
 2-((R)-3-(4-amino-3-(2-fluoro-4-phenoxyphenyl)-1H-pyrazolo[3,4-d]pyrimidin-1-yl)piperidine-1-carbonyl)-4-((3S,5R)-3,5-dimethylpiperazin-1-yl)-4-methylpent-2-enenitrile;
 2-((S)-3-(4-amino-3-(2-fluoro-4-phenoxyphenyl)-1H-pyrazolo[3,4-d]pyrimidin-1-yl)piperidine-1-carbonyl)-4-((3S,5R)-3,5-dimethylpiperazin-1-yl)-4-methylpent-2-enenitrile;
 40 2-((R)-3-(4-amino-3-(2-fluoro-4-phenoxyphenyl)-1H-pyrazolo[3,4-d]pyrimidin-1-yl)piperidine-1-carbonyl)-4-((2R,5S)-2,5-dimethylpiperazin-1-yl)-4-methylpent-2-enenitrile;
 2-((S)-3-(4-amino-3-(2-fluoro-4-phenoxyphenyl)-1H-pyrazolo[3,4-d]pyrimidin-1-yl)piperidine-1-carbonyl)-4-((2R,5S)-2,5-dimethylpiperazin-1-yl)-4-methylpent-2-enenitrile;
 45 2-((R)-3-(4-amino-3-(2-fluoro-4-phenoxyphenyl)-1H-pyrazolo[3,4-d]pyrimidin-1-yl)piperidine-1-carbonyl)-4-methyl-4-((2R,5S)-2,4,5-trimethylpiperazin-1-yl)pent-2-enenitrile;
 2-((S)-3-(4-amino-3-(2-fluoro-4-phenoxyphenyl)-1H-pyrazolo[3,4-d]pyrimidin-1-yl)piperidine-1-carbonyl)-4-methyl-4-((2R,5S)-2,4,5-trimethylpiperazin-1-yl)pent-2-enenitrile;
 2-((R)-3-(4-amino-3-(2-fluoro-4-phenoxyphenyl)-1H-pyrazolo[3,4-d]pyrimidin-1-yl)piperidine-1-carbonyl)-4-((2S,5R)-2,5-dimethylpiperazin-1-yl)-4-methylpent-2-enenitrile;
 50 2-((S)-3-(4-amino-3-(2-fluoro-4-phenoxyphenyl)-1H-pyrazolo[3,4-d]pyrimidin-1-yl)piperidine-1-carbonyl)-4-((2S,5R)-2,5-dimethylpiperazin-1-yl)-4-methylpent-2-enenitrile;
 2-((R)-3-(4-amino-3-(2-fluoro-4-phenoxyphenyl)-1H-pyrazolo[3,4-d]pyrimidin-1-yl)piperidine-1-carbonyl)-4-methyl-4-((2S,5R)-2,4,5-trimethylpiperazin-1-yl)pent-2-enenitrile;
 55 2-((S)-3-(4-amino-3-(2-fluoro-4-phenoxyphenyl)-1H-pyrazolo[3,4-d]pyrimidin-1-yl)piperidine-1-carbonyl)-4-methyl-4-((2S,5R)-2,4,5-trimethylpiperazin-1-yl)pent-2-enenitrile;
 (R)-2-(3-(4-amino-3-(2-fluoro-4-phenoxyphenyl)-1H-pyrazolo[3,4-d]pyrimidin-1-yl)piperidine-1-carbonyl)-4-(5,6-dihydroimidazo[1,2-a]pyrazin-7(8H)-yl)-4-methylpent-2-enenitrile;

(S)-2-(3-(4-amino-3-(2-fluoro-4-phenoxyphenyl)-1H-pyrazolo[3,4-d]pyrimidin-1-yl)piperidine-1-carbonyl)-4-(5,6-dihydroimidazo[1,2-a]pyrazin-7(8H)-yl)-4-methylpent-2-enenitrile;
 (R)-2-(3-(4-amino-3-(2-fluoro-4-phenoxyphenyl)-1H-pyrazolo[3,4-d]pyrimidin-1-yl)piperidine-1-carbonyl)-4-methyl-
 4-(4-(methylsulfonyl)piperazin-1-yl)pent-2-enenitrile;
 5 (S)-2-(3-(4-amino-3-(2-fluoro-4-phenoxyphenyl)-1H-pyrazolo[3,4-d]pyrimidin-1-yl)piperidine-1-carbonyl)-4-methyl-
 4-(4-(methylsulfonyl)piperazin-1-yl)pent-2-enenitrile;
 (R)-2-(3-(4-amino-3-(2-fluoro-4-phenoxyphenyl)-1H-pyrazolo[3,4-d]pyrimidin-1-yl)piperidine-1-carbonyl)-4-methyl-
 4-(4-methyl-3-oxopiperazin-1-yl)pent-2-enenitrile;
 10 (S)-2-(3-(4-amino-3-(2-fluoro-4-phenoxyphenyl)-1H-pyrazolo[3,4-d]pyrimidin-1-yl)piperidine-1-carbonyl)-4-methyl-
 4-(4-methyl-3-oxopiperazin-1-yl)pent-2-enenitrile;
 (R)-4-(4-acetylpiperazin-1-yl)-2-(3-(4-amino-3-(2-fluoro-4-phenoxyphenyl)-1H-pyrazolo[3,4-d]pyrimidin-1-yl)piperi-
 dine-1-carbonyl)-4-methylpent-2-enenitrile;
 (S)-4-(4-acetylpiperazin-1-yl)-2-(3-(4-amino-3-(2-fluoro-4-phenoxyphenyl)-1H-pyrazolo[3,4-d]pyrimidin-1-yl)piperi-
 dine-1-carbonyl)-4-methylpent-2-enenitrile;
 15 (R)-methyl 4-(5-(3-(4-amino-3-(2-fluoro-4-phenoxyphenyl)-1H-pyrazolo[3,4-d]pyrimidin-1-yl)piperidin-1-yl)-4-cy-
 ano-2-methyl-5-oxopent-3-en-2-yl)piperazine-1-carboxylate;
 (S)-methyl 4-(5-(3-(4-amino-3-(2-fluoro-4-phenoxyphenyl)-1H-pyrazolo[3,4-d]pyrimidin-1-yl)piperidin-1-yl)-4-cy-
 ano-2-methyl-5-oxopent-3-en-2-yl)piperazine-1-carboxylate;
 (R)-2-(3-(4-amino-3-(2-fluoro-4-phenoxyphenyl)-1H-pyrazolo[3,4-d]pyrimidin-1-yl)piperidine-1-carbonyl)-4,4-dime-
 20 thyl-5-morpholinopent-2-enenitrile;
 (S)-2-(3-(4-amino-3-(2-fluoro-4-phenoxyphenyl)-1H-pyrazolo[3,4-d]pyrimidin-1-yl)piperidine-1-carbonyl)-4,4-dime-
 thyl-5-morpholinopent-2-enenitrile;

or a mixture of R and S isomers thereof;

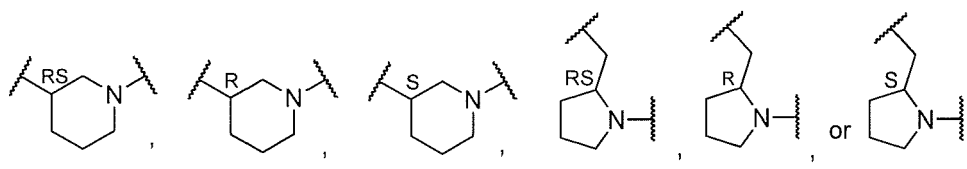
or an individual E or Z isomer of any of the above compounds; and/or
 a pharmaceutically acceptable salt of any of the above compounds.

[0020] In another embodiment, provided is a compound of Formula (I):



where:

-Z- is:



and

R^c is -C(CH₃)₂-(piperazin-1-yl), -C(CH₃)₂-(4-methylpiperazin-1-yl), -C(CH₃)₂-(4-ethylpiperazin-1-yl),
 -C(CH₃)₂-N(CH₃)oxetan-3-yl, -C(CH₃)₂-N(CH₂CH₃)oxetan-3-yl, -C(CH₃)₂-N(cyclopropyl)oxetan-3-yl,
 -C(CH₃)₂-NHoxetan-3-yl, or -C(CH₃)₂-2-oxa-6-azaspiro[3.3]heptan-6-yl;

and/or a pharmaceutically acceptable salt thereof.

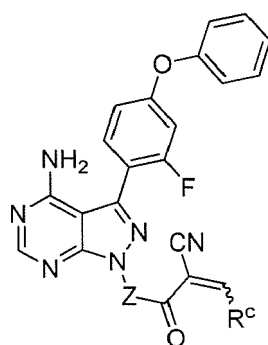
[0021] In one embodiment, the compound of Formula (I) is chosen from:

2-[(2RS)-2-[[4-amino-3-(2-fluoro-4-phenoxyphenyl)pyrazolo[3,4-d]pyrimidin-1-yl]-methyl]pyrrolidine-1-carbonyl]-4-methyl-4-(4-methylpiperazin-1-yl)pent-2-enenitrile;
 2-[(2S)-2-[[4-amino-3-(2-fluoro-4-phenoxyphenyl)pyrazolo[3,4-d]pyrimidin-1-yl]-methyl]pyrrolidine-1-carbonyl]-4-methyl-4-(4-methylpiperazin-1-yl)pent-2-enenitrile;
 2-[(2R)-2-[[4-amino-3-(2-fluoro-4-phenoxyphenyl)pyrazolo[3,4-d]pyrimidin-1-yl]-methyl]pyrrolidine-1-carbonyl]-4-methyl-4-(4-methylpiperazin-1-yl)pent-2-enenitrile;
 2-[(2RS)-2-[[4-amino-3-(2-fluoro-4-phenoxy-phenyl)pyrazolo[3,4-d]pyrimidin-1-yl]methyl]pyrrolidine-1-carbonyl]-4-methyl-4-piperazin-1-yl-pent-2-enenitrile;
 2-[(2S)-2-[[4-amino-3-(2-fluoro-4-phenoxy-phenyl)pyrazolo[3,4-d]pyrimidin-1-yl]methyl]pyrrolidine-1-carbonyl]-4-methyl-4-piperazin-1-yl-pent-2-enenitrile;
 2-[(2R)-2-[[4-amino-3-(2-fluoro-4-phenoxy-phenyl)pyrazolo[3,4-d]pyrimidin-1-yl]methyl]pyrrolidine-1-carbonyl]-4-methyl-4-piperazin-1-yl-pent-2-enenitrile;
 2-[(2RS)-2-[[4-amino-3-(2-fluoro-4-phenoxy-phenyl)pyrazolo[3,4-d]pyrimidin-1-yl]methyl]pyrrolidine-1-carbonyl]-4-methyl-4-[methyl(oxetan-3-yl)amino]pent-2-enenitrile;
 2-[(2S)-2-[[4-amino-3-(2-fluoro-4-phenoxy-phenyl)pyrazolo[3,4-d]pyrimidin-1-yl]methyl]pyrrolidine-1-carbonyl]-4-methyl-4-[methyl(oxetan-3-yl)amino]pent-2-enenitrile;
 2-[(2R)-2-[[4-amino-3-(2-fluoro-4-phenoxy-phenyl)pyrazolo[3,4-d]pyrimidin-1-yl]methyl]pyrrolidine-1-carbonyl]-4-methyl-4-[methyl(oxetan-3-yl)amino]pent-2-enenitrile;
 2-[(2RS)-2-[[4-amino-3-(2-fluoro-4-phenoxy-phenyl)pyrazolo[3,4-d]pyrimidin-1-yl]methyl]pyrrolidine-1-carbonyl]-4-methyl-4-(oxetan-3-ylamino)pent-2-enenitrile;
 2-[(2S)-2-[[4-amino-3-(2-fluoro-4-phenoxy-phenyl)pyrazolo[3,4-d]pyrimidin-1-yl]methyl]pyrrolidine-1-carbonyl]-4-methyl-4-(oxetan-3-ylamino)pent-2-enenitrile;
 2-[(2R)-2-[[4-amino-3-(2-fluoro-4-phenoxy-phenyl)pyrazolo[3,4-d]pyrimidin-1-yl]methyl]pyrrolidine-1-carbonyl]-4-methyl-4-(oxetan-3-ylamino)pent-2-enenitrile;
 2-[(3RS)-3-[4-amino-3-(2-fluoro-4-phenoxy-phenyl)pyrazolo[3,4-d]pyrimidin-1-yl]piperidine-1-carbonyl]-4-methyl-4-[methyl(oxetan-3-yl)amino]pent-2-enenitrile;
 2-[(3R)-3-[4-amino-3-(2-fluoro-4-phenoxy-phenyl)pyrazolo[3,4-d]pyrimidin-1-yl]piperidine-1-carbonyl]-4-methyl-4-[methyl(oxetan-3-yl)amino]pent-2-enenitrile;
 2-[(3S)-3-[4-amino-3-(2-fluoro-4-phenoxy-phenyl)pyrazolo[3,4-d]pyrimidin-1-yl]piperidine-1-carbonyl]-4-methyl-4-[methyl(oxetan-3-yl)amino]pent-2-enenitrile;
 2-[[3RS)-3-[4-amino-3-(2-fluoro-4-phenoxyphenyl)-1H-pyrazolo[3,4-d]-pyrimidin-1-yl]-piperidin-1-yl]carbonyl]-4-methyl-4-(4-methylpiperazin-1-yl)pent-2-enenitrile;
 2-[[3R)-3-[4-amino-3-(2-fluoro-4-phenoxyphenyl)-1H-pyrazolo[3,4-d]-pyrimidin-1-yl]-piperidin-1-yl]carbonyl]-4-methyl-4-(4-methylpiperazin-1-yl)pent-2-enenitrile;
 2-[[3S)-3-[4-amino-3-(2-fluoro-4-phenoxyphenyl)-1H-pyrazolo[3,4-d]-pyrimidin-1-yl]-piperidin-1-yl]carbonyl]-4-methyl-4-(4-methylpiperazin-1-yl)pent-2-enenitrile;
 2-[(RS)-3-(4-amino-3-(2-fluoro-4-phenoxyphenyl)-1H-pyrazolo[3,4-d]pyrimidin-1-yl)piperidine-1-carbonyl]-4-methyl-4-(piperazin-1-yl)pent-2-enenitrile;
 2-[(R)-3-(4-amino-3-(2-fluoro-4-phenoxyphenyl)-1H-pyrazolo[3,4-d]pyrimidin-1-yl)piperidine-1-carbonyl]-4-methyl-4-(piperazin-1-yl)pent-2-enenitrile;
 2-[(S)-3-(4-amino-3-(2-fluoro-4-phenoxyphenyl)-1H-pyrazolo[3,4-d]pyrimidin-1-yl)piperidine-1-carbonyl]-4-methyl-4-(piperazin-1-yl)pent-2-enenitrile;
 (RS)-2-(2-[(4-amino-3-(2-fluoro-4-phenoxyphenyl)-1H-pyrazolo[3,4-d]pyrimidin-1-yl)methyl]pyrrolidine-1-carbonyl)-4-(ethyl(oxetan-3-yl)amino)-4-methylpent-2-enenitrile;
 (S)-2-(2-[(4-amino-3-(2-fluoro-4-phenoxyphenyl)-1H-pyrazolo[3,4-d]pyrimidin-1-yl)methyl]pyrrolidine-1-carbonyl)-4-(ethyl(oxetan-3-yl)amino)-4-methylpent-2-enenitrile;
 (R)-2-(2-[(4-amino-3-(2-fluoro-4-phenoxyphenyl)-1H-pyrazolo[3,4-d]pyrimidin-1-yl)methyl]pyrrolidine-1-carbonyl)-4-(ethyl(oxetan-3-yl)amino)-4-methylpent-2-enenitrile;
 (RS)-2-(3-(4-amino-3-(2-fluoro-4-phenoxyphenyl)-1H-pyrazolo[3,4-d]pyrimidin-1-yl)piperidine-1-carbonyl)-4-methyl-4-(ethyl(oxetan-3-yl)amino)pent-2-enenitrile;
 (S)-2-(3-(4-amino-3-(2-fluoro-4-phenoxyphenyl)-1H-pyrazolo[3,4-d]pyrimidin-1-yl)piperidine-1-carbonyl)-4-methyl-4-(ethyl(oxetan-3-yl)amino)pent-2-enenitrile;
 (R)-2-(3-(4-amino-3-(2-fluoro-4-phenoxyphenyl)-1H-pyrazolo[3,4-d]pyrimidin-1-yl)piperidine-1-carbonyl)-4-methyl-4-(ethyl(oxetan-3-yl)amino)pent-2-enenitrile;
 (RS)-2-(3-(4-amino-3-(2-fluoro-4-phenoxyphenyl)-1H-pyrazolo[3,4-d]pyrimidin-1-yl)piperidine-1-carbonyl)-4-me-

thyl-4-(2-oxa-6-azaspiro[3.3]heptan-6-yl)pent-2-enenitrile;
 (S)-2-(3-(4-amino-3-(2-fluoro-4-phenoxyphenyl)-1H-pyrazolo[3,4-d]pyrimidin-1-yl)piperidine-1-carbonyl)-4-methyl-4-(2-oxa-6-azaspiro[3.3]heptan-6-yl)pent-2-enenitrile;
 (R)-2-(3-(4-amino-3-(2-fluoro-4-phenoxyphenyl)-1H-pyrazolo[3,4-d]pyrimidin-1-yl)piperidine-1-carbonyl)-4-methyl-4-(2-oxa-6-azaspiro[3.3]heptan-6-yl)pent-2-enenitrile;
 (RS)-2-(2-((4-amino-3-(2-fluoro-4-phenoxyphenyl)-1H-pyrazolo[3,4-d]pyrimidin-1-yl)methyl)pyrrolidine-1-carbonyl)-4-methyl-4-(2-oxa-6-azaspiro[3.3]heptan-6-yl)pent-2-enenitrile;
 (S)-2-(2-((4-amino-3-(2-fluoro-4-phenoxyphenyl)-1H-pyrazolo[3,4-d]pyrimidin-1-yl)methyl)pyrrolidine-1-carbonyl)-4-methyl-4-(2-oxa-6-azaspiro[3.3]heptan-6-yl)pent-2-enenitrile;
 (R)-2-(2-((4-amino-3-(2-fluoro-4-phenoxyphenyl)-1H-pyrazolo[3,4-d]pyrimidin-1-yl)methyl)pyrrolidine-1-carbonyl)-4-methyl-4-(2-oxa-6-azaspiro[3.3]heptan-6-yl)pent-2-enenitrile;
 2-[(2RS)-2-[[4-amino-3-(2-fluoro-4-phenoxyphenyl)pyrazolo[3,4-d]pyrimidin-1-yl]-methyl]pyrrolidine-1-carbonyl]-4-methyl-4-(4-ethylpiperazin-1-yl)pent-2-enenitrile;
 2-[(2S)-2-[[4-amino-3-(2-fluoro-4-phenoxyphenyl)pyrazolo[3,4-d]pyrimidin-1-yl]-methyl]pyrrolidine-1-carbonyl]-4-methyl-4-(4-ethylpiperazin-1-yl)pent-2-enenitrile;
 2-[(2R)-2-[[4-amino-3-(2-fluoro-4-phenoxyphenyl)pyrazolo[3,4-d]pyrimidin-1-yl]-methyl]pyrrolidine-1-carbonyl]-4-methyl-4-(4-ethylpiperazin-1-yl)pent-2-enenitrile;
 2-[(3RS)-3-[4-amino-3-(2-fluoro-4-phenoxyphenyl)-1H-pyrazolo[3,4-d]-pyrimidin-1-yl]-piperidin-1-yl]carbonyl]-4-methyl-4-(4-ethylpiperazin-1-yl)pent-2-enenitrile;
 2-[(3R)-3-[4-amino-3-(2-fluoro-4-phenoxyphenyl)-1H-pyrazolo[3,4-d]-pyrimidin-1-yl]-piperidin-1-yl]carbonyl]-4-methyl-4-(4-ethylpiperazin-1-yl)pent-2-enenitrile;
 2-[(3S)-3-[4-amino-3-(2-fluoro-4-phenoxyphenyl)-1H-pyrazolo[3,4-d]-pyrimidin-1-yl]-piperidin-1-yl]carbonyl]-4-methyl-4-(4-ethylpiperazin-1-yl)pent-2-enenitrile;
 (RS)-2-(3-(4-amino-3-(2-fluoro-4-phenoxyphenyl)-1H-pyrazolo[3,4-d]pyrimidin-1-yl)piperidine-1-carbonyl)-4-methyl-4-(oxetan-3-yl)aminopent-2-enenitrile;
 (S)-2-(3-(4-amino-3-(2-fluoro-4-phenoxyphenyl)-1H-pyrazolo[3,4-d]pyrimidin-1-yl)piperidine-1-carbonyl)-4-methyl-4-(oxetan-3-yl)aminopent-2-enenitrile;
 (R)-2-(3-(4-amino-3-(2-fluoro-4-phenoxyphenyl)-1H-pyrazolo[3,4-d]pyrimidin-1-yl)piperidine-1-carbonyl)-4-methyl-4-(oxetan-3-yl)aminopent-2-enenitrile;
 (RS)-2-(2-((4-amino-3-(2-fluoro-4-phenoxyphenyl)-1H-pyrazolo[3,4-d]pyrimidin-1-yl)methyl)pyrrolidine-1-carbonyl)-4-(cyclopropyl(oxetan-3-yl)amino)-4-methylpent-2-enenitrile;
 (R)-2-(2-((4-amino-3-(2-fluoro-4-phenoxyphenyl)-1H-pyrazolo[3,4-d]pyrimidin-1-yl)methyl)pyrrolidine-1-carbonyl)-4-(cyclopropyl(oxetan-3-yl)amino)-4-methylpent-2-enenitrile;
 (S)-2-(2-((4-amino-3-(2-fluoro-4-phenoxyphenyl)-1H-pyrazolo[3,4-d]pyrimidin-1-yl)methyl)pyrrolidine-1-carbonyl)-4-(cyclopropyl(oxetan-3-yl)amino)-4-methylpent-2-enenitrile;
 (RS)-2-(3-(4-amino-3-(2-fluoro-4-phenoxyphenyl)-1H-pyrazolo[3,4-d]pyrimidin-1-yl)piperidine-1-carbonyl)-4-(cyclopropyl(oxetan-3-yl)amino)-4-methylpent-2-enenitrile;
 (R)-2-(3-(4-amino-3-(2-fluoro-4-phenoxyphenyl)-1H-pyrazolo[3,4-d]pyrimidin-1-yl)piperidine-1-carbonyl)-4-(cyclopropyl(oxetan-3-yl)amino)-4-methylpent-2-enenitrile;
 (S)-2-(3-(4-amino-3-(2-fluoro-4-phenoxyphenyl)-1H-pyrazolo[3,4-d]pyrimidin-1-yl)piperidine-1-carbonyl)-4-(cyclopropyl(oxetan-3-yl)amino)-4-methylpent-2-enenitrile; or

an individual E or Z isomer of any of the above compounds; and/or
 a pharmaceutically acceptable salt of any of the above compounds.

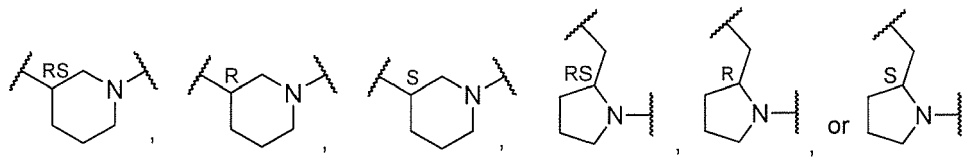
[0022] In yet another embodiment, provided is a compound of Formula (IB):



(IB)

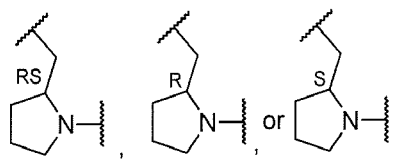
where:

-Z- is:



and

R^c is 3-methyloxetan-3-yl, -C(CH₃)₂-(azetidin-1-yl), -C(CH₃)₂-(3-hydroxyazetidin-1-yl), -C(CH₃)₂-(4-hydroxypiperidin-1-yl), -C(CH₃)₂-(pyrrolidin-1-yl), or -C(CH₃)₂CH₂OH; and/or a pharmaceutically acceptable salt thereof; provided that when Z is



then R^c is not 3-methyloxetan-3-yl, and/or a pharmaceutically acceptable salt thereof.

[0023] In one embodiment, the compound of Formula (IB) is chosen from:

(RS)-2-(3-(4-amino-3-(2-fluoro-4-phenoxyphenyl)-1H-pyrazolo[3,4-d]pyrimidin-1-yl)piperidine-1-carbonyl)-4-(4-hydroxypiperidin-1-yl)-4-methylpent-2-enenitrile;
 (R)-2-(3-(4-amino-3-(2-fluoro-4-phenoxyphenyl)-1H-pyrazolo[3,4-d]pyrimidin-1-yl)piperidine-1-carbonyl)-4-(4-hydroxypiperidin-1-yl)-4-methylpent-2-enenitrile;
 (S)-2-(3-(4-amino-3-(2-fluoro-4-phenoxyphenyl)-1H-pyrazolo[3,4-d]pyrimidin-1-yl)piperidine-1-carbonyl)-4-(4-hydroxypiperidin-1-yl)-4-methylpent-2-enenitrile;
 2-((RS)-3-(4-amino-3-(2-fluoro-4-phenoxyphenyl)-1H-pyrazolo[3,4-d]pyrimidin-1-yl)piperidine-1-carbonyl)-4-(azetidin-1-yl)-4-methylpent-2-enenitrile;
 2-((R)-3-(4-amino-3-(2-fluoro-4-phenoxyphenyl)-1H-pyrazolo[3,4-d]pyrimidin-1-yl)piperidine-1-carbonyl)-4-(azetidin-1-yl)-4-methylpent-2-enenitrile;
 2-((S)-3-(4-amino-3-(2-fluoro-4-phenoxyphenyl)-1H-pyrazolo[3,4-d]pyrimidin-1-yl)piperidine-1-carbonyl)-4-(azetidin-1-yl)-4-methylpent-2-enenitrile;
 (RS)-2-(3-(4-amino-3-(2-fluoro-4-phenoxyphenyl)-1H-pyrazolo[3,4-d]pyrimidin-1-yl)piperidine-1-carbonyl)-5-hydroxy-4,4-dimethylpent-2-enenitrile;
 (R)-2-(3-(4-amino-3-(2-fluoro-4-phenoxyphenyl)-1H-pyrazolo[3,4-d]pyrimidin-1-yl)piperidine-1-carbonyl)-5-hydroxy-4,4-dimethylpent-2-enenitrile;
 (S)-2-(3-(4-amino-3-(2-fluoro-4-phenoxyphenyl)-1H-pyrazolo[3,4-d]pyrimidin-1-yl)piperidine-1-carbonyl)-5-hydroxy-4,4-dimethylpent-2-enenitrile;
 2-((RS)-3-(4-amino-3-(2-fluoro-4-phenoxyphenyl)-1H-pyrazolo[3,4-d]pyrimidin-1-yl)piperidine-1-carbonyl)-3-(3-methyloxetan-3-yl)acrylonitrile;
 2-((R)-3-(4-amino-3-(2-fluoro-4-phenoxyphenyl)-1H-pyrazolo[3,4-d]pyrimidin-1-yl)piperidine-1-carbonyl)-3-(3-methyloxetan-3-yl)acrylonitrile;
 2-((S)-3-(4-amino-3-(2-fluoro-4-phenoxyphenyl)-1H-pyrazolo[3,4-d]pyrimidin-1-yl)piperidine-1-carbonyl)-3-(3-methyloxetan-3-yl)acrylonitrile;
 (RS)-2-(2-((4-amino-3-(2-fluoro-4-phenoxyphenyl)-1H-pyrazolo[3,4-d]pyrimidin-1-yl)methyl)pyrrolidine-1-carbonyl)-4-methyl-4-(pyrrolidin-1-yl)pent-2-enenitrile;
 (S)-2-(2-((4-amino-3-(2-fluoro-4-phenoxyphenyl)-1H-pyrazolo[3,4-d]pyrimidin-1-yl)methyl)pyrrolidine-1-carbonyl)-4-methyl-4-(pyrrolidin-1-yl)pent-2-enenitrile;

4-methyl-4-(pyrrolidin-1-yl)pent-2-enenitrile;
 (R)-2-(2-((4-amino-3-(2-fluoro-4-phenoxyphenyl)-1H-pyrazolo[3,4-d]pyrimidin-1-yl)methyl)pyrrolidine-1-carbonyl)-
 4-methyl-4-(pyrrolidin-1-yl)pent-2-enenitrile;
 2-((RS)-3-(4-amino-3-(2-fluoro-4-phenoxyphenyl)-1H-pyrazolo[3,4-d]pyrimidin-1-yl)piperidine-1-carbonyl)-4-(3-hy-
 5 droxyazetidin-1-yl)-4-methylpent-2-enenitrile;
 2-((R)-3-(4-amino-3-(2-fluoro-4-phenoxyphenyl)-1H-pyrazolo[3,4-d]pyrimidin-1-yl)piperidine-1-carbonyl)-4-(3-hy-
 droxyazetidin-1-yl)-4-methylpent-2-enenitrile;
 2-((S)-3-(4-amino-3-(2-fluoro-4-phenoxyphenyl)-1H-pyrazolo[3,4-d]pyrimidin-1-yl)piperidine-1-carbonyl)-4-(3-hy-
 droxyazetidin-1-yl)-4-methylpent-2-enenitrile;
 10 (RS)-2-(2-((4-amino-3-(2-fluoro-4-phenoxyphenyl)-1H-pyrazolo[3,4-d]pyrimidin-1-yl)methyl)pyrrolidine-1-carbon-
 yl)-4-(3-hydroxyazetidin-1-yl)-4-methylpent-2-enenitrile;
 (S)-2-(2-((4-amino-3-(2-fluoro-4-phenoxyphenyl)-1H-pyrazolo[3,4-d]pyrimidin-1-yl)methyl)pyrrolidine-1-carbonyl)-
 4-(3-hydroxyazetidin-1-yl)-4-methylpent-2-enenitrile;
 (R)-2-(2-((4-amino-3-(2-fluoro-4-phenoxyphenyl)-1H-pyrazolo[3,4-d]pyrimidin-1-yl)methyl)pyrrolidine-1-carbonyl)-
 15 4-(3-hydroxyazetidin-1-yl)-4-methylpent-2-enenitrile; or an individual E or Z isomer of any of the above compounds;
 and/or a pharmaceutically acceptable salt of any of the above compounds.

[0024] In yet another embodiment, provided is a compound chosen from:

20 (RS)-2-[2-[[4-amino-3-(2-fluoro-4-phenoxy-phenyl)pyrazolo[3,4-d]pyrimidin-1-yl]methyl]azetidine-1-carbonyl]-4-
 methyl-pent-2-enenitrile;
 (R)-2-[2-[[4-amino-3-(2-fluoro-4-phenoxy-phenyl)pyrazolo[3,4-d]pyrimidin-1-yl]methyl]azetidine-1-carbonyl]-4-me-
 thyl-pent-2-enenitrile;
 (S)-2-[2-[[4-amino-3-(2-fluoro-4-phenoxy-phenyl)pyrazolo[3,4-d]pyrimidin-1-yl]methyl]azetidine-1-carbonyl]-4-me-
 25 thyl-pent-2-enenitrile;
 2-[3-[[4-amino-3-(2-fluoro-4-phenoxy-phenyl)pyrazolo[3,4-d]pyrimidin-1-yl]methyl]azetidine-1-carbonyl]-4-methyl-
 pent-2-enenitrile;
 (RS)-2-[2-[[4-amino-3-(2-fluoro-4-phenoxy-phenyl)pyrazolo[3,4-d]pyrimidin-1-yl]methyl]azetidine-1-carbonyl]-4-
 methyl-4-morpholino-pent-2-enenitrile;
 30 (R)-2-[2-[[4-amino-3-(2-fluoro-4-phenoxy-phenyl)pyrazolo[3,4-d]pyrimidin-1-yl]methyl]azetidine-1-carbonyl]-4-me-
 thyl-4-morpholino-pent-2-enenitrile;
 (S)-2-[2-[[4-amino-3-(2-fluoro-4-phenoxy-phenyl)pyrazolo[3,4-d]pyrimidin-1-yl]methyl]azetidine-1-carbonyl]-4-me-
 thyl-4-morpholino-pent-2-enenitrile;
 (RS)-2-[2-[[4-amino-3-(2-fluoro-4-phenoxy-phenyl)pyrazolo[3,4-d]pyrimidin-1-yl]methyl]azetidine-1-carbonyl]-4-
 35 methyl-4-(4-methylpiperazin-1-yl)pent-2-enenitrile;
 (R)-2-[2-[[4-amino-3-(2-fluoro-4-phenoxy-phenyl)pyrazolo[3,4-d]pyrimidin-1-yl]methyl]azetidine-1-carbonyl]-4-me-
 thyl-4-(4-methylpiperazin-1-yl)pent-2-enenitrile;
 (S)-2-[2-[[4-amino-3-(2-fluoro-4-phenoxy-phenyl)pyrazolo[3,4-d]pyrimidin-1-yl]methyl]azetidine-1-carbonyl]-4-me-
 thyl-4-(4-methylpiperazin-1-yl)pent-2-enenitrile;
 40 2-[3-[4-amino-3-(2-fluoro-4-phenoxy-phenyl)pyrazolo[3,4-d]pyrimidin-1-yl]-azetidine-1-carbonyl]-4-methyl-pent-2-
 enenitrile; or an individual E or Z isomer of any of the above compounds; and/or a pharmaceutically acceptable salt
 of any of the above compounds.

[0025] In yet another embodiment, the compound or a pharmaceutical acceptable salt is:

45 (R)-2-(3-(4-amino-3-(2-fluoro-4-(3-hydroxyphenoxy)phenyl)-1H-pyrazolo[3,4-d]pyrimidin-1-yl)piperidine-1-carbon-
 yl)-4,4-dimethylpent-2-enenitrile;
 (R)-2-(3-(4-amino-3-(2-fluoro-4-(4-hydroxyphenoxy)phenyl)-1H-pyrazolo[3,4-d]pyrimidin-1-yl)piperidine-1-carbon-
 50 yl)-4,4-dimethylpent-2-enenitrile; or

an individual E or Z isomer thereof.

[0026] In another embodiment, the compound is chosen from 2-[(2S)-2-[[4-amino-3-(2-fluoro-4-phenoxy-phenyl)pyra-
 zolo[3,4-d]pyrimidin-1-yl]methyl]pyrrolidine-1-carbonyl]-4-methyl-4-[methyl(oxetan-3-yl)amino]pent-2-enenitrile, or an
 individual E or Z isomer thereof; and/or a pharmaceutically acceptable salt of any of the foregoing compounds.

55 **[0027]** In another embodiment, the compound is chosen from 2-[(2S)-2-[[4-amino-3-(2-fluoro-4-phenoxy-phenyl)pyra-
 zolo[3,4-d]pyrimidin-1-yl]methyl]pyrrolidine-1-carbonyl]-4-methyl-4-[ethyl(oxetan-3-yl)amino]pent-2-enenitrile, or an in-
 dividual E or Z isomer thereof; and/or a pharmaceutically acceptable salt of any of the foregoing compounds.

[0028] In another embodiment, the compound is chosen from 2-[(2S)-2-[[4-amino-3-(2-fluoro-4-phenoxy-phenyl)pyra-

zolo[3,4-d]pyrimidin-1-yl)methyl]pyrrolidine-1-carbonyl]-4-methyl-4-(oxetan-3-ylamino)pent-2-enenitrile, or an individual E or Z isomer thereof; and/or a pharmaceutically acceptable salt of any of the foregoing compounds.

[0029] In another embodiment, the compound is chosen from 2-[(3R)-3-[4-amino-3-(2-fluoro-4-phenoxy-phenyl)pyrazolo[3,4-d]pyrimidin-1-yl]piperidine-1-carbonyl]-4-methyl-4-[methyl(oxetan-3-yl)amino]pent-2-enenitrile, or an individual E or Z isomer thereof; and/or a pharmaceutically acceptable salt of any of the foregoing compounds.

[0030] In another embodiment, the compound is chosen from 2-[(3R)-3-[4-amino-3-(2-fluoro-4-phenoxy-phenyl)pyrazolo[3,4-d]pyrimidin-1-yl]piperidine-1-carbonyl]-4-methyl-4-[ethyl(oxetan-3-yl)amino]pent-2-enenitrile, or an individual E or Z isomer thereof; and/or a pharmaceutically acceptable salt of any of the foregoing compounds.

[0031] In another embodiment, the compound is chosen from 2-[(3R)-3-[4-amino-3-(2-fluoro-4-phenoxy-phenyl)pyrazolo[3,4-d]pyrimidin-1-yl]piperidine-1-carbonyl]-4-methyl-4-(oxetan-3-yl)aminopent-2-enenitrile, or an individual E or Z isomer thereof; and/or a pharmaceutically acceptable salt of any of the foregoing compounds.

[0032] In another embodiment, the compound is chosen from 2-[[[(3R)-3-[4-amino-3-(2-fluoro-4-phenoxyphenyl)-1H-pyrazolo[3,4-d]-pyrimidin-1-yl]-piperidin-1-yl]carbonyl]-4-methyl-4-(4-methylpiperazin-1-yl)]pent-2-enenitrile, or an individual E or Z isomer thereof; and/or a pharmaceutically acceptable salt of any of the foregoing compounds.

[0033] In another embodiment, the compound is chosen from 2-[[[(3R)-3-[4-amino-3-(2-fluoro-4-phenoxyphenyl)-1H-pyrazolo[3,4-d]-pyrimidin-1-yl]-piperidin-1-yl]carbonyl]-4-methyl-4-(4-ethylpiperazin-1-yl)]pent-2-enenitrile, or an individual E or Z isomer thereof; and/or a pharmaceutically acceptable salt of any of the foregoing compounds.

[0034] In another embodiment, the compound is chosen from 2-[(R)-3-(4-amino-3-(2-fluoro-4-phenoxy-phenyl)-1H-pyrazolo[3,4-d]pyrimidin-1-yl)piperidine-1-carbonyl]-4-(3-hydroxyazetidin-1-yl)-4-methylpent-2-enenitrile, or an individual E or Z isomer thereof; and/or a pharmaceutically acceptable salt of any of the foregoing compounds.

[0035] In another embodiment, the compound is chosen from (R)-2-(3-(4-amino-3-(2-fluoro-4-phenoxyphenyl)-1H-pyrazolo[3,4-d]pyrimidin-1-yl)piperidine-1-carbonyl)-4-methyl-4-(4-methyl-3-oxopiperazin-1-yl)pent-2-enenitrile; or an individual E or Z isomer thereof; and/or a pharmaceutically acceptable salt of any of the foregoing compounds.

[0036] In another embodiment, the compound is chosen from (R)-2-(3-(4-amino-3-(2-fluoro-4-phenoxyphenyl)-1H-pyrazolo[3,4-d]pyrimidin-1-yl)piperidine-1-carbonyl)-4-(4-(2-methoxyethyl)piperazin-1-yl)-4-methylpent-2-enenitrile; or an individual E or Z isomer thereof; and/or a pharmaceutically acceptable salt of any of the foregoing compounds.

[0037] In another embodiment, the compound is chosen from 2-[[[(3R)-3-[4-amino-3-(2-fluoro-4-phenoxyphenyl)-1H-pyrazolo[3,4-d]-pyrimidin-1-yl]-piperidin-1-yl]carbonyl]-4-methyl-4-(piperazin-1-yl)]pent-2-enenitrile, or an individual E or Z isomer thereof; and/or a pharmaceutically acceptable salt of any of the foregoing compounds.

[0038] In another embodiment, the compound is chosen from (R)-2-(3-(4-amino-3-(2-fluoro-4-phenoxyphenyl)-1H-pyrazolo[3,4-d]pyrimidin-1-yl)piperidine-1-carbonyl)-4-methyl-4-(4-(oxetan-3-yl)piperazin-1-yl)pent-2-enenitrile; or an individual E or Z isomer thereof; and/or a pharmaceutically acceptable salt of any of the foregoing compounds.

[0039] In another embodiment, the compound is chosen from (S)-2-(3-(4-amino-3-(2-fluoro-4-phenoxyphenyl)-1H-pyrazolo[3,4-d]pyrimidin-1-yl)piperidine-1-carbonyl)-4-methyl-4-(4-(oxetan-3-yl)piperazin-1-yl)pent-2-enenitrile; or an individual E or Z isomer thereof; and/or a pharmaceutically acceptable salt of any of the foregoing compounds.

[0040] In another embodiment, the compound is chosen from (R)-2-(3-(4-amino-3-(4-phenoxyphenyl)-1H-pyrazolo[3,4-d]pyrimidin-1-yl)piperidine-1-carbonyl)-4-methyl-4-(4-(oxetan-3-yl)piperazin-1-yl)pent-2-enenitrile; or an individual E or Z isomer thereof; and/or a pharmaceutically acceptable salt of any of the foregoing compounds.

[0041] In another embodiment, the compound is chosen from (S)-2-(3-(4-amino-3-(4-phenoxyphenyl)-1H-pyrazolo[3,4-d]pyrimidin-1-yl)piperidine-1-carbonyl)-4-methyl-4-(4-(oxetan-3-yl)piperazin-1-yl)pent-2-enenitrile; or an individual E or Z isomer thereof; and/or a pharmaceutically acceptable salt of any of the foregoing compounds.

[0042] In another embodiment, the compound is chosen from (R)-2-(2-((4-amino-3-(2-fluoro-4-phenoxyphenyl)-1H-pyrazolo[3,4-d]pyrimidin-1-yl)methyl)pyrrolidine-1-carbonyl)-4-methyl-4-(4-(oxetan-3-yl)piperazin-1-yl)pent-2-enenitrile; or an individual E or Z isomer thereof; and/or a pharmaceutically acceptable salt of any of the foregoing compounds.

[0043] In another embodiment, the compound is chosen from (S)-2-(2-((4-amino-3-(2-fluoro-4-phenoxyphenyl)-1H-pyrazolo[3,4-d]pyrimidin-1-yl)methyl)pyrrolidine-1-carbonyl)-4-methyl-4-(4-(oxetan-3-yl)piperazin-1-yl)pent-2-enenitrile; or an individual E or Z isomer thereof; and/or a pharmaceutically acceptable salt of any of the foregoing compounds.

[0044] In one embodiment, the compounds of the present disclosure are reversible covalent inhibitors.

[0045] In another embodiment, the compounds of the present disclosure form a reversible covalent bond to Cys 481 of BTK.

[0046] Another embodiment disclosed herein is a pharmaceutical composition comprising a compound and/or a pharmaceutically salt of any embodiment disclosed herein and a pharmaceutically acceptable excipient.

[0047] Another embodiment disclosed herein is a method of treating a disease treatable by inhibition of a tyrosine kinase such as BLK, BMX, , HER2, HER4, ITK, TEC, BTK, and TXK, such as BTK, in a patient in need of such treatment which method comprises administering to the patient in recognized need thereof, a pharmaceutical composition comprising a compound and /or a pharmaceutically acceptable salt of any embodiment disclosed herein and a pharmaceutically acceptable excipient in an amount effective to achieve the treatment (therapeutic amount). In one embodiment, the patient is in recognized need of such treatment. In one embodiment, the disease is chosen from autoimmune diseases,

inflammatory diseases, and cancers.

[0048] In one aspect of above embodiment, the patient in need or recognized need is suffering from an autoimmune disease, e.g., inflammatory bowel disease, such as ulcerative colitis, arthritis, lupus, rheumatoid arthritis, psoriatic arthritis, osteoarthritis, Still's disease, juvenile arthritis, diabetes, myasthenia gravis, Hashimoto's thyroiditis, Ord's thyroiditis, Graves' disease, Sjogren's syndrome, Sjogren's dry eye, non-Sjogren's dry eye disease, multiple sclerosis, Guillain-Barre syndrome, acute disseminated encephalomyelitis, Addison's disease, opsoclonus-myoclonus syndrome, ankylosing spondylitis, antiphospholipid antibody syndrome, aplastic anemia, autoimmune hepatitis, coeliac disease, Goodpasture's syndrome, idiopathic thrombocytopenic purpura, optic neuritis, scleroderma, primary biliary cirrhosis, Reiter's syndrome, Takayasu's arteritis, temporal arteritis, warm autoimmune hemolytic anemia, Wegener's granulomatosis, psoriasis, alopecia universalis, Behcet's disease, chronic fatigue, dysautonomia, endometriosis, interstitial cystitis, neuromyotonia, scleroderma, and vulvodynia. In one embodiment, the disease is rheumatoid arthritis or psoriatic arthritis. In another embodiment, the autoimmune disease is lupus.

[0049] In yet another embodiment disclosed herein, the patient in need or recognized need is suffering from a heteroimmune condition or disease, e.g., graft versus host disease, transplantation, transfusion, anaphylaxis, allergy, type I hypersensitivity, allergic conjunctivitis, allergic rhinitis, and atopic dermatitis.

[0050] In yet another embodiment disclosed herein, the patient in need or recognized need is suffering from an inflammatory disease, e.g., asthma, appendicitis, blepharitis, bronchiolitis, bronchitis, bursitis, cervicitis, cholangitis, cholecystitis, colitis, conjunctivitis, cystitis, dacryoadenitis, dermatitis, dermatomyositis, encephalitis, endocarditis, endometritis, enteritis, enterocolitis, epicondylitis, epididymitis, fasciitis, fibrositis, gastritis, gastroenteritis, hepatitis, hidradenitis suppurativa, laryngitis, mastitis, meningitis, myelitis myocarditis, myositis, nephritis, oophoritis, orchitis, osteitis, otitis, pancreatitis, parotitis, pericarditis, peritonitis, pharyngitis, pleuritis, phlebitis, pneumonitis, pneumonia, proctitis, prostatitis, pyelonephritis, rhinitis, salpingitis, sinusitis, stomatitis, synovitis, tendonitis, tonsillitis, uveitis, vaginitis, vasculitis, or vulvitis, such as asthma. In yet another embodiment disclosed herein, the patient in need or recognized need is suffering from inflammatory skin disease, such as dermatitis, contact dermatitis, eczema, urticaria, rosacea, and scarring psoriatic lesions in the skin, joints, or other tissues or organs.

[0051] In yet another embodiment disclosed herein, the patient in need or recognized need is suffering from a cancer. In one embodiment, the cancer is a B-cell proliferative disorder, e.g., diffuse large B cell lymphoma, follicular lymphoma, chronic lymphocytic lymphoma, chronic lymphocytic leukemia, B-ALL, B-cell prolymphocytic leukemia, small lymphocytic lymphoma (SLL), multiple myeloma, B-cell non-Hodgkin lymphoma, lymphoplasmacytic lymphoma/Waldenstrom macroglobulinemia, splenic marginal zone lymphoma, plasma cell myeloma, plasmacytoma, extranodal marginal zone B cell lymphoma, nodal marginal zone B cell lymphoma, mantle cell lymphoma, mediastinal (thymic) large B cell lymphoma, intravascular large B cell lymphoma, primary effusion lymphoma, burkitt lymphoma/leukemia, and lymphomatoid granulomatosis.

[0052] In yet another embodiment, the patient in need or recognized need is suffering from a thromboembolic disorder, e.g., myocardial infarction, angina pectoris, reocclusion after angioplasty, restenosis after angioplasty, reocclusion after aortocoronary bypass, restenosis after aortocoronary bypass, stroke, transitory ischemia, a peripheral arterial occlusive disorder, pulmonary embolism, and deep venous thrombosis.

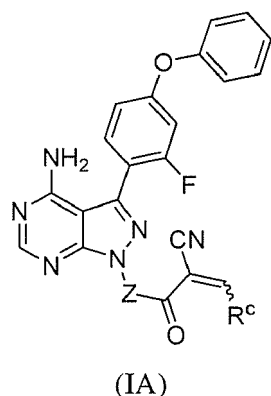
[0053] The disclosure is also directed to the use of any compound and/or a pharmaceutical salt thereof disclosed herein as a medicament. In one embodiment, the use of any of the compounds and/or a pharmaceutically acceptable salt thereof disclosed herein is for treating a disease mediated by a kinase, in particular BTK, for treating a disease chosen from autoimmune and inflammatory diseases and proliferative diseases, such as cancers.

[0054] The disclosure is also directed to the use of any compound and/or a pharmaceutically acceptable salt thereof in the manufacture of a medicament for treating an inflammatory disease in a patient in need of such treatment in which the activity of a tyrosine kinase, such as BLK, BMX, HER2, HER4, ITK, TEC, BTK, and TXK, in particular BTK, contributes to the pathology and/or symptoms of the disease. In one embodiment, the patient is in recognized need of such treatment. In one embodiment the disease is an autoimmune or inflammatory disease (e.g., arthritis, asthma) or a proliferative disease e.g., B-cell proliferative disorder, e.g., diffuse large B cell lymphoma, follicular lymphoma, chronic lymphocytic lymphoma, chronic lymphocytic leukemia, B-ALL, B-cell prolymphocytic leukemia, small lymphocytic lymphoma (SLL), multiple myeloma, B-cell non-Hodgkin lymphoma, lymphoplasmacytic lymphoma/Waldenstrom macroglobulinemia, splenic marginal zone lymphoma, plasma cell myeloma, plasmacytoma, extranodal marginal zone B cell lymphoma, nodal marginal zone B cell lymphoma, mantle cell lymphoma, mediastinal (thymic) large B cell lymphoma, intravascular large B cell lymphoma, primary effusion lymphoma, burkitt lymphoma/leukemia, and lymphomatoid granulomatosis.

[0055] In any of the aforementioned embodiments disclosed herein involving the treatment of proliferative disorders, including cancer, combination therapy can also be implicated, i.e., the compounds and/or a pharmaceutically acceptable salt disclosed herein can be administered in combination with at least one additional antiproliferative and/or anticancer agent. In one embodiment, the at least additional agent is chosen from alemtuzumab, arsenic trioxide, asparaginase (pegylated or non-), bevacizumab, cetuximab, platinum-based compounds, such as cisplatin, cladribine, daunorubicin/doxorubicin /idarubicin, irinotecan, fludarabine, 5-fluorouracil, gemtuzumab, methotrexate, paclitaxel, Taxol™, do-

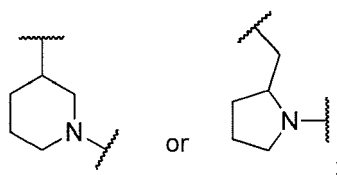
cetaxol, temozolomide, thioguanine, and classes of drugs including hormones (an antiestrogen, an antiandrogen, or gonadotropin releasing hormone analogues, interferons such as alpha interferon, nitrogen mustards such as busulfan or melphalan or mechlorethamine, retinoids such as tretinoin, topoisomerase inhibitors such as irinotecan or topotecan, tyrosine kinase inhibitors such as gefitinib or imatinib, ofatumumab, bendamustine, rituximab, obinutuzumab, IPI-145, GS-1101, BKM-120, GDC-0941, DGDC-0980, GS-9820, CAL-263, Revlimid®, thalidomide®, pomalidomide®, Velcade®, Kyprolis®, delanzomib, U0126, PD98059, PD184352, PD0325901, ARRY-142886, SB239063, SP600125, BAY 43-9006, wortmannin, Nexavar®, Tarceva®, Sutent®, Tykerb®, Sprycel®, Crizotinib, Xalkori®, or LY294002 or agents to treat signs or symptoms induced by such therapy including allopurinol, filgrastim, granisetron/ondansetron/ palonosetron, dronabinol. When combination therapy is used, the agents can be administered simultaneously or sequentially.

[0056] Also disclosed herein is a process of preparing a compound of Formula (IA):

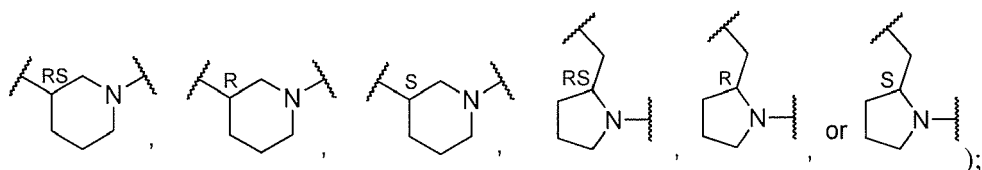


where:

-Z-is:

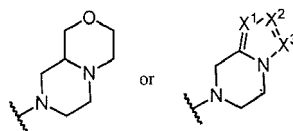


(e.g.,



and
R^c is:

- (a) -C(CH₃)₂-(4-R⁴-piperazin-1-yl) where R⁴ is hydrogen, alkyl, alkoxyalkyl, haloalkyl, alkylsulfonyl, alkoxycarbonyl, acyl, or oxetan-3-yl and the piperazinyl ring is additionally optionally substituted with one or two alkyl;
- (b) -C(CH₃)₂-(3-oxo-4-R^a-piperazin-1-yl) where R^a is hydrogen, alkyl, alkoxyalkyl, haloalkyl, or oxetan-3-yl and the piperazinyl ring is additionally optionally substituted with one or two alkyl;
- (c) -C(CH₃)₂-NR^boxetan-3-yl where R^b is hydrogen, alkyl, or cycloalkyl;
- (d) -C(CH₃)₂-R^c where R^c is

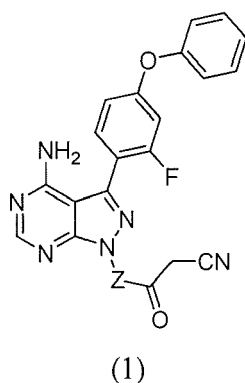


where one or two of X^1 , X^2 and X^3 are nitrogen and the rest are carbon and the ring is optionally substituted with one or two substituents independently selected from alkyl, haloalkyl, or halo; or

(e) $-\text{C}(\text{CH}_3)_2$ -2-oxa-6-azaspiro[3.3]heptan-6-yl, or $-\text{C}(\text{CH}_3)_2$ -CH₂morpholine-4-yl; ((in one embodiment R^c is $-\text{C}(\text{CH}_3)_2$ -(piperazin-1-yl), $-\text{C}(\text{CH}_3)_2$ -(4-methylpiperazin-1-yl), $-\text{C}(\text{CH}_3)_2$ -(4-ethylpiperazin-1-yl), $-\text{C}(\text{CH}_3)_2$ -N(CH₃)oxetan-3-yl, $-\text{C}(\text{CH}_3)_2$ -N(CH₂CH₃)oxetan-3-yl, $-\text{C}(\text{CH}_3)_2$ -NHoxetan-3-yl, or $-\text{C}(\text{CH}_3)_2$ -2-oxa-6-azaspiro[3.3]heptan-6-yl); and/or

a pharmaceutically acceptable salt thereof;
comprising:

(a) reacting a compound of formula (1):



where:

-Z- is as defined above;

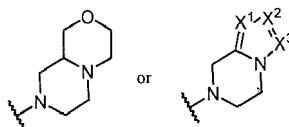
with an aldehyde of formula R^cCHO where R^c is:

(a) $-\text{C}(\text{CH}_3)_2$ -(4- R^4 -piperazin-1-yl) where R^4 is hydrogen, alkyl, alkoxyalkyl, haloalkyl, alkylsulfonyl, alkoxycarbonyl, acyl, or oxetan-3-yl and the piperazinyl ring is additionally optionally substituted with one or two alkyl;

(b) $-\text{C}(\text{CH}_3)_2$ -(3-oxo-4- R^a -piperazin-1-yl) where R^a is hydrogen, alkyl, alkoxyalkyl, haloalkyl, or oxetan-3-yl and the piperazinyl ring is additionally optionally substituted with one or two alkyl;

(c) $-\text{C}(\text{CH}_3)_2$ -NR^boxetan-3-yl where R^b is hydrogen, alkyl, or cycloalkyl;

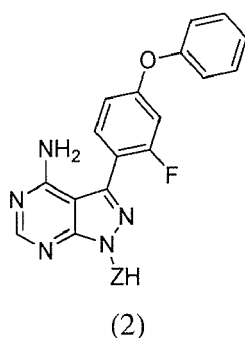
(d) $-\text{C}(\text{CH}_3)_2$ - R^c where R^c is



where one or two of X^1 , X^2 and X^3 are nitrogen and the rest are carbon and the ring is optionally substituted with one or two substituents independently selected from alkyl, haloalkyl, or halo; or

(e) $-\text{C}(\text{CH}_3)_2$ -2-oxa-6-azaspiro[3.3]heptan-6-yl, or $-\text{C}(\text{CH}_3)_2$ -CH₂morpholine-4-yl; (in one embodiment R^c is $-\text{C}(\text{CH}_3)_2$ -(piperazin-1-yl), $-\text{C}(\text{CH}_3)_2$ -(4-methylpiperazin-1-yl), $-\text{C}(\text{CH}_3)_2$ -(4-ethylpiperazin-1-yl), $-\text{C}(\text{CH}_3)_2$ -N(CH₃)oxetan-3-yl, $-\text{C}(\text{CH}_3)_2$ -N(CH₂CH₃)oxetan-3-yl, $-\text{C}(\text{CH}_3)_2$ -NHoxetan-3-yl, or $-\text{C}(\text{CH}_3)_2$ -2-oxa-6-azaspiro[3.3]heptan-6-yl); or

(b) reacting a compound of formula (2):

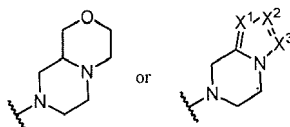


where:

-Z- is as defined above;

with a compound of formula $R^cCH=C(CN)CO_2H$ or $R^cCH=C(CN)COX$ where R^c is:

- (a) $-C(CH_3)_2-(4-R^4\text{-piperazin-1-yl})$ where R^4 is hydrogen, alkyl, alkoxyalkyl, haloalkyl, alkylsulfonyl, alkoxycarbonyl, acyl, or oxetan-3-yl and the piperazinyl ring is additionally optionally substituted with one or two alkyl;
- (b) $-C(CH_3)_2-(3\text{-oxo-4-}R^a\text{-piperazin-1-yl})$ where R^a is hydrogen, alkyl, alkoxyalkyl, haloalkyl, or oxetan-3-yl and the piperazinyl ring is additionally optionally substituted with one or two alkyl;
- (c) $-C(CH_3)_2-NR^b\text{oxetan-3-yl}$ where R^b is hydrogen, alkyl, or cycloalkyl;
- (d) $-C(CH_3)_2-R^c$ where R^c is



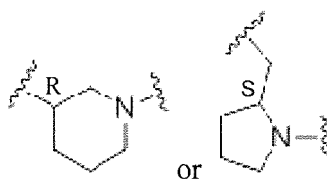
where one or two of X^1 , X^2 and X^3 are nitrogen and the rest are carbon and the ring is optionally substituted with one or two substituents independently selected from alkyl, haloalkyl, or halo; or

- (e) $-C(CH_3)_2\text{-2-oxa-6-azaspiro[3.3]heptan-6-yl}$, or $-C(CH_3)_2\text{-CH}_2\text{morpholine-4-yl}$; (in one embodiment R^c is $-C(CH_3)_2\text{-(piperazin-1-yl)}$, $-C(CH_3)_2\text{-(4-methylpiperazin-1-yl)}$, $-C(CH_3)_2\text{-(4-ethylpiperazin-1-yl)}$, $-C(CH_3)_2\text{-N(CH}_3\text{)oxetan-3-yl}$, $-C(CH_3)_2\text{-N(CH}_2\text{CH}_3\text{)oxetan-3-yl}$, $-C(CH_3)_2\text{-NHoxetan-3-yl}$, or $-C(CH_3)_2\text{-2-oxa-6-azaspiro[3.3]heptan-6-yl}$);

where X is a leaving group, capable of being displaced by the nitrogen atom of the Z group under amide coupling reaction conditions;

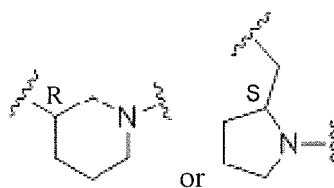
- (c) optionally making an acid addition salt of a compound obtained from Steps (a) or (b) above;
- (d) optionally making a free base of a compound obtained from Steps (a), (b), or (c) above;
- (e) optionally separating individual stereoisomers of the compounds obtained from Steps (a), (b), (c), or (d) above; and
- (f) optionally separating individual (E) and (Z) isomers of the compounds obtained from Steps (a), (b), (c), (d), or (e) above.

[0057] In one embodiment of the disclosed process, Z is



[0058] In another embodiment of the disclosed process, Z is

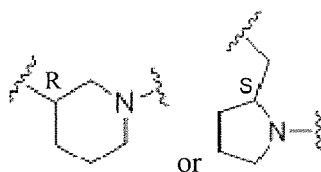
5



10 and R^c is -C(CH₃)₂-(4-methylpiperazin-1-yl).

[0059] In yet another embodiment of the disclosed process, Z is

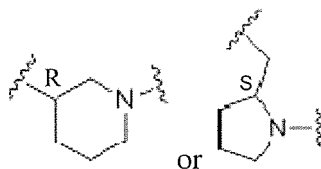
15



20 and R^c is -C(CH₃)₂-(piperazin-1-yl).

[0060] In yet another embodiment of the disclosed process, Z is

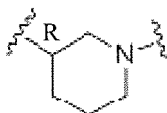
25



30 and R^c is -C(CH₃)₂-N(CH₃)oxetan-3-yl.

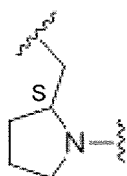
[0061] In yet another embodiment of the disclosed process, Z is

35



or

40

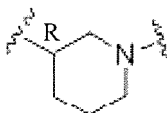


45

and R^c is -C(CH₃)₂-NHoxetan-3-yl.

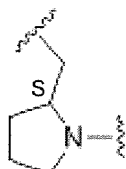
[0062] In yet another embodiment of the disclosed process, Z is

50



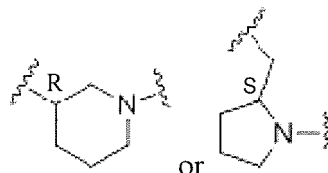
55

or



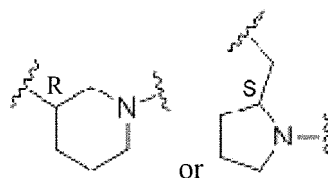
and R^c is -C(CH₃)₂-N(ethyl)oxetan-3-yl.

[0063] In yet another embodiment of the disclosed process, Z is



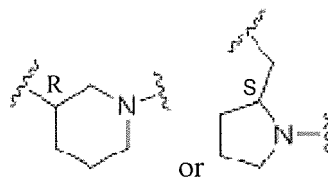
and R^c is -C(CH₃)₂-N(ethyl)piperazin-1-yl.

[0064] In yet another embodiment of the disclosed process, Z is



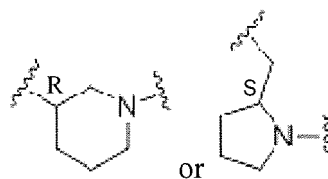
and R^c is -C(CH₃)₂-(4-methyl-3-oxopiperazin-1-yl).

[0065] In yet another embodiment of the disclosed process, Z is



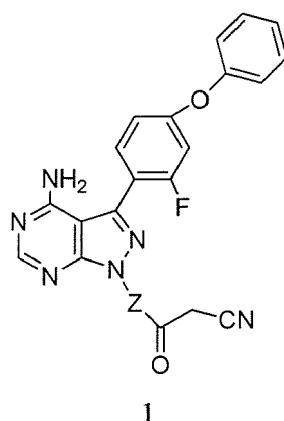
and R^c is -C(CH₃)₂-(4-(2-ethoxyethyl)-piperazin-1-yl).

[0066] In yet another embodiment of the disclosed process, Z is



and R^c is -C(CH₃)₂-4-(oxetan-3-yl)-piperazin-1-yl.

[0067] In another embodiment of the disclosed process, the compound of Formula (IA) (and embodiments thereof) is prepared by method (a) by reacting a compound of formula (1):

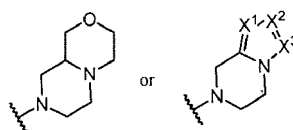


where:

-Z- is as defined above;

with an aldehyde of formula $R^c\text{CHO}$ where R^c is:

- (a) $-\text{C}(\text{CH}_3)_2-(4\text{-R}^4\text{-piperazin-1-yl})$ where R^4 is hydrogen, alkyl, alkoxyalkyl, haloalkyl, alkylsulfonyl, alkoxycarbonyl, acyl, or oxetan-3-yl and the piperazinyl ring is additionally optionally substituted with one or two alkyl;
- (b) $-\text{C}(\text{CH}_3)_2-(3\text{-oxo-4-R}^a\text{-piperazin-1-yl})$ where R^a is hydrogen, alkyl, alkoxyalkyl, haloalkyl, or oxetan-3-yl and the piperazinyl ring is additionally optionally substituted with one or two alkyl;
- (c) $-\text{C}(\text{CH}_3)_2\text{-NR}^b\text{oxetan-3-yl}$ where R^b is hydrogen, alkyl, or cycloalkyl;
- (d) $-\text{C}(\text{CH}_3)_2\text{-R}^c$ where R^c is

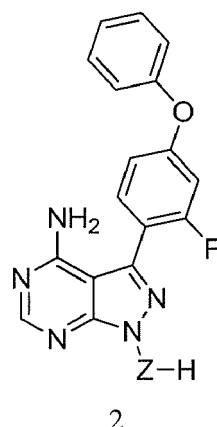


where one or two of X^1 , X^2 and X^3 are nitrogen and the rest are carbon and the ring is optionally substituted with one or two substituents independently selected from alkyl, haloalkyl, or halo; or

- (e) $-\text{C}(\text{CH}_3)_2\text{-2-oxa-6-azaspiro[3.3]heptan-6-yl}$, or $-\text{C}(\text{CH}_3)_2\text{-CH}_2\text{morpholine-4-yl}$; (in one embodiment R^c is $-\text{C}(\text{CH}_3)_2\text{-(piperazin-1-yl)}$, $-\text{C}(\text{CH}_3)_2\text{-(4-methylpiperazin-1-yl)}$, $-\text{C}(\text{CH}_3)_2\text{-(4-ethylpiperazin-1-yl)}$, $-\text{C}(\text{CH}_3)_2\text{-N}(\text{CH}_3)\text{oxetan-3-yl}$, $-\text{C}(\text{CH}_3)_2\text{-N}(\text{CH}_2\text{CH}_3)\text{oxetan-3-yl}$, $-\text{C}(\text{CH}_3)_2\text{-NHoxetan-3-yl}$, $-\text{C}(\text{CH}_3)_2\text{-2-oxa-6-azaspiro[3.3]heptan-6-yl}$, $-\text{C}(\text{CH}_3)_2\text{-(4-methyl-3-oxopiperazin-1-yl)}$, or $-\text{C}(\text{CH}_3)_2\text{-(4-(2-ethoxyethyl)-piperazin-1-yl)}$, such as $-\text{C}(\text{CH}_3)_2\text{-(piperazin-1-yl)}$, $-\text{C}(\text{CH}_3)_2\text{-(4-methylpiperazin-1-yl)}$, $-\text{C}(\text{CH}_3)_2\text{-(4-ethylpiperazin-1-yl)}$, $-\text{C}(\text{CH}_3)_2\text{-N}(\text{CH}_3)\text{oxetan-3-yl}$, $-\text{C}(\text{CH}_3)_2\text{-N}(\text{CH}_2\text{CH}_3)\text{oxetan-3-yl}$, $-\text{C}(\text{CH}_3)_2\text{-NHoxetan-3-yl}$, $-\text{C}(\text{CH}_3)_2\text{-2-oxa-6-azaspiro[3.3]heptan-6-yl}$);

in the presence of pyrrolidine and trimethylsilyl chloride.

[0068] In another embodiment of the disclosed process, the compound of Formula (IA) (and embodiments thereof) is prepared by method (b) by reacting a compound of formula (2):

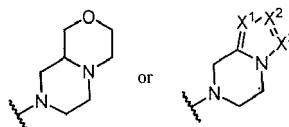


where:

-Z- is as defined above;

with a compound of formula $R^cCH=C(CN)COOH$ or $R^cCH=C(CN)COX$ where R^c is:

- (a) $-C(CH_3)_2-(4-R^4\text{-piperazin-1-yl})$ where R^4 is hydrogen, alkyl, alkoxyalkyl, haloalkyl, alkylsulfonyl, alkoxycarbonyl, acyl, or oxetan-3-yl and the piperazinyl ring is additionally optionally substituted with one or two alkyl;
- (b) $-C(CH_3)_2-(3\text{-oxo-4-}R^a\text{-piperazin-1-yl})$ where R^a is hydrogen, alkyl, alkoxyalkyl, haloalkyl, or oxetan-3-yl and the piperazinyl ring is additionally optionally substituted with one or two alkyl;
- (c) $-C(CH_3)_2-NR^b\text{oxetan-3-yl}$ where R^b is hydrogen, alkyl, or cycloalkyl;
- (d) $-C(CH_3)_2-R^c$ where R^c is



where one or two of X^1 , X^2 and X^3 are nitrogen and the rest are carbon and the ring is optionally substituted with one or two substituents independently selected from alkyl, haloalkyl, or halo; or

- (e) $-C(CH_3)_2\text{-2-oxa-6-azaspiro[3.3]heptan-6-yl}$, or $-C(CH_3)_2\text{-CH}_2\text{morpholine-4-yl}$; (in one embodiment R^c is $-C(CH_3)_2\text{-(piperazin-1-yl)}$, $-C(CH_3)_2\text{-(4-methylpiperazin-1-yl)}$, $-C(CH_3)_2\text{-(4-ethylpiperazin-1-yl)}$, $-C(CH_3)_2\text{-N(CH}_3\text{)oxetan-3-yl}$, $-C(CH_3)_2\text{-N(CH}_2\text{CH}_3\text{)oxetan-3-yl}$, $-C(CH_3)_2\text{-NHoxetan-3-yl}$, $-C(CH_3)_2\text{-2-oxa-6-azaspiro[3.3]heptan-6-yl}$, $-C(CH_3)_2\text{-(4-methyl-3-oxopiperazin-1-yl)}$, or $-C(CH_3)_2\text{-(4-(2-ethoxyethyl)-piperazin-1-yl)}$, such as $-C(CH_3)_2\text{-(piperazin-1-yl)}$, $-C(CH_3)_2\text{-(4-methylpiperazin-1-yl)}$, $-C(CH_3)_2\text{-(4-ethylpiperazin-1-yl)}$, $-C(CH_3)_2\text{-N(CH}_3\text{)oxetan-3-yl}$, $-C(CH_3)_2\text{-N(CH}_2\text{CH}_3\text{)oxetan-3-yl}$, $-C(CH_3)_2\text{-NHoxetan-3-yl}$, $-C(CH_3)_2\text{-2-oxa-6-azaspiro[3.3]heptan-6-yl}$);

where X is a leaving group, capable of being displaced by the nitrogen atom of the Z group under amide coupling reaction conditions.

Definitions:

[0069] Unless otherwise stated, the following terms used in the specification and claims are defined for the purposes of this Application and have the following meaning:

"Alkyl" means a linear saturated monovalent hydrocarbon radical of one to six carbon atoms or a branched saturated monovalent hydrocarbon radical of three to six carbon atoms, e.g., methyl, ethyl, propyl, 2-propyl, butyl (including all isomeric forms), pentyl (including all isomeric forms), and the like.

[0070] "Alkoxy" means a $-OR$ radical where R is alkyl as defined above, e.g., methoxy, ethoxy, propoxy, or 2-propoxy, *n*-, *iso*-, or *tert*-butoxy, and the like.

[0071] "Alkoxyalkyl" means a linear monovalent hydrocarbon radical of one to six carbon atoms or a branched mono-

valent hydrocarbon radical of three to six carbons substituted with an alkoxy group, as defined above, e.g., 2-methoxyethyl, 1-, 2-, or 3-methoxypropyl, 2-ethoxyethyl, and the like.

[0072] "Hydroxyalkyl" means a linear monovalent hydrocarbon radical of one to six carbon atoms or a branched monovalent hydrocarbon radical of three to six carbons substituted with a hydroxy group, as defined above, e.g., 2-hydroxyethyl, 1, 3-dihydroxypropyl, and the like.

[0073] "Alkylsulfonyl" means a $\text{-SO}_2\text{R}$ radical where R is alkyl as defined above, e.g., methylsulfonyl, ethylsulfonyl, and the like.

[0074] "Alkoxy carbonyl" means a -C(O)OR radical where R is alkyl as defined above, e.g., methoxycarbonyl, ethoxycarbonyl, and the like.

[0075] "Acy" means a -COR radical where R is alkyl as defined above.

[0076] "Cycloalkyl" means a cyclic saturated monovalent hydrocarbon radical of three to ten carbon atoms wherein one or two carbon atoms may be replaced by an oxo group, e.g., cyclopropyl, cyclobutyl, cyclopentyl, or cyclohexyl, and the like.

[0077] "Halo" means fluoro, chloro, bromo, or iodo, such as fluoro or chloro.

[0078] "Haloalkyl" means alkyl radical as defined above, which is substituted with one or more halogen atoms, such as one to five halogen atoms, such as fluorine or chlorine, including those substituted with different halogens, e.g., $\text{-CH}_2\text{Cl}$, -CF_3 , -CHF_2 , $\text{-CH}_2\text{CF}_3$, $\text{-CF}_2\text{CF}_3$, $\text{-CF}(\text{CH}_3)_2$, and the like.

[0079] The present disclosure also includes amorphous and polymorphic forms and deuterated forms of compounds disclosed herein.

[0080] A "pharmaceutically acceptable salt" of a compound means a salt that is pharmaceutically acceptable and that possesses the desired pharmacological activity of the compound from which the salt is made (hereafter, sometimes referred to as "parent compound."). Such salts include:

acid addition salts, formed with inorganic acids such as hydrochloric acid, hydrobromic acid, sulfuric acid, nitric acid, phosphoric acid, and the like; or formed with organic acids such as formic acid, acetic acid, propionic acid, hexanoic acid, cyclopentanepropionic acid, glycolic acid, pyruvic acid, lactic acid, malonic acid, succinic acid, malic acid, maleic acid, fumaric acid, tartaric acid, citric acid, benzoic acid, 3-(4-hydroxybenzoyl)benzoic acid, cinnamic acid, mandelic acid, methanesulfonic acid, ethanesulfonic acid, 1,2-ethanedisulfonic acid, 2-hydroxyethanesulfonic acid, benzenesulfonic acid, 4-chlorobenzenesulfonic acid, 2-naphthalenesulfonic acid, 4-toluenesulfonic acid, camphorsulfonic acid, glucoheptonic acid, 4,4'-methylenebis-(3-hydroxy-2-ene-1-carboxylic acid), 3-phenylpropionic acid, trimethylacetic acid, tertiary butylacetic acid, lauryl sulfuric acid, gluconic acid, glutamic acid, hydroxynaphthoic acid, salicylic acid, stearic acid, muconic acid; or

salts formed when an acidic proton present in the parent compound either is replaced by a metal ion, e.g., an alkali metal ion, an alkaline earth ion, or an aluminum ion; or coordinates with an organic base such as ethanolamine, diethanolamine, triethanolamine, tromethamine, *N*-methylglucamine. It is understood that the pharmaceutically acceptable salts are non-toxic. Additional information on suitable pharmaceutically acceptable salts can be found in Remington's Pharmaceutical Sciences, 17th ed., Mack Publishing Company, Easton, PA, 1985 and Berge et al., Journal of Pharmaceutical Sciences, January 1977, Volume 66, Number 1, 1-19 which is incorporated herein by reference.

[0081] The compounds of the present disclosure may have asymmetric centers. Certain compounds of the present disclosure containing an asymmetrically substituted atom may be isolated in optically active or racemic forms. It is well-known in the art how to prepare optically active forms, such as by resolution of materials. All chiral, diastereomeric, and racemic forms are within the scope of this disclosure, unless the specific stereochemistry or isomeric form is specifically indicated.

[0082] Certain compounds of the present disclosure can exist as tautomers and/or geometric isomers. All possible tautomers and *cis* and *trans* isomers, as individual forms and mixtures thereof are within the scope of this disclosure.

[0083] "Optional" or "optionally" means that the subsequently described event or circumstance may but need not occur, and that the description includes instances where the event or circumstance occurs and instances in which it does not.

[0084] A "pharmaceutically acceptable carrier or excipient" means a carrier or an excipient that is useful in preparing a pharmaceutical composition that is generally safe, non-toxic and neither biologically nor otherwise undesirable, and includes a carrier or an excipient that is acceptable for human pharmaceutical use.

[0085] "A pharmaceutically acceptable carrier/excipient" as used in the specification and claims includes both one and more than one such excipient.

[0086] "Treating" or "treatment" of a disease includes:

(1) preventing the disease, i.e. causing the clinical symptoms of the disease not to develop in a mammal that may

be exposed to or predisposed to the disease but does not yet experience or display symptoms of the disease; (2) inhibiting the disease, i.e., arresting or reducing the development of the disease or its clinical symptoms; or (3) relieving the disease, i.e., causing regression of the disease or its clinical symptoms.

[0087] A "therapeutically effective amount" means the amount of a compound of the present disclosure that, when administered to a patient in need or recognized need of treatment for treating a disease, is sufficient to effect such treatment for the disease. The "therapeutically effective amount" will vary depending on the compound, the disease and its severity, and the age, weight, etc., of the mammal to be treated.

[0088] The compounds disclosed herein are tyrosine kinase inhibitors, in particular BTK and hence are useful in the treatment of autoimmune disease, e.g., inflammatory bowel disease, arthritis, lupus, rheumatoid arthritis, psoriatic arthritis, osteoarthritis, Still's disease, juvenile arthritis, diabetes, myasthenia gravis, Hashimoto's thyroiditis, Ord's thyroiditis, Graves' disease, Sjogren's syndrome, including Sjogren's dry eye, non-Sjogren's dry eye, multiple sclerosis, Guillain-Barre syndrome, acute disseminated encephalomyelitis, Addison's disease, opsoclonus-myoclonus syndrome, ankylosing spondylitis, antiphospholipid antibody syndrome, aplastic anemia, autoimmune hepatitis, coeliac disease, Goodpasture's syndrome, idiopathic thrombocytopenic purpura, optic neuritis, scleroderma, primary biliary cirrhosis, Reiter's syndrome, Takayasu's arteritis, temporal arteritis, warm autoimmune hemolytic anemia, Wegener's granulomatosis, psoriasis, alopecia universalis, Behcet's disease, chronic fatigue, dysautonomia, endometriosis, interstitial cystitis, neuromyotonia, scleroderma, and vulvodynia.

[0089] The compounds disclosed herein are also useful in the treatment of a heteroimmune condition or disease. In another embodiment described herein, the patient in need or recognized need is suffering from a heteroimmune condition or disease, e.g., graft versus host disease, transplantation, transfusion, anaphylaxis, allergy, type I hypersensitivity, allergic conjunctivitis, allergic rhinitis, and atopic dermatitis.

[0090] In another embodiment disclosed herein, the patient in need or recognized need is suffering from an inflammatory disease, e.g., asthma, appendicitis, blepharitis, bronchiolitis, bronchitis, bursitis, cervicitis, cholangitis, cholecystitis, colitis, conjunctivitis, cystitis, dacryoadenitis, dermatitis, dermatomyositis, encephalitis, endocarditis, endometritis, enteritis, enterocolitis, epicondylitis, epididymitis, fasciitis, fibrositis, gastritis, gastroenteritis, hepatitis, hidradenitis suppurativa, laryngitis, mastitis, meningitis, myelitis myocarditis, myositis, nephritis, oophoritis, orchitis, osteitis, otitis, pancreatitis, parotitis, pericarditis, peritonitis, pharyngitis, pleuritis, phlebitis, pneumonitis, pneumonia, proctitis, prostatitis, pyelonephritis, rhinitis, salpingitis, sinusitis, stomatitis, synovitis, tendonitis, tonsillitis, Liveitis, vaginitis, vasculitis, and vulvitis. In one embodiment, the inflammatory disease is asthma.

[0091] In another embodiment disclosed herein, the patient in need or recognized need is suffering from inflammatory skin disease which includes, by way of example, dermatitis, contact dermatitis, eczema, rosacea, and scarring psoriatic lesions in the skin, joints, or other tissues or organs.

[0092] In yet another embodiment disclosed herein, the patient in need or recognized need is suffering from a cancer. In one embodiment, the cancer is a B-cell proliferative disorder, e.g., diffuse large B cell lymphoma, follicular lymphoma, chronic lymphocytic lymphoma, chronic lymphocytic leukemia, B-cell prolymphocytic leukemia, chronic myelogenous leukemia, B-ALL, Philadelphia chromosome positive B-ALL lymphoplasmacytic lymphoma/Waldenstrom macroglobulinemia, splenic marginal zone lymphoma, plasma cell myeloma, plasmacytoma, extranodal marginal zone B cell lymphoma, nodal marginal zone B cell lymphoma, mantle cell lymphoma, mediastinal (thymic) large B cell lymphoma, intravascular large B cell lymphoma, primary effusion lymphoma, burkitt lymphoma/leukemia, or lymphomatoid granulomatosis. In some embodiments, the compound disclosed herein is administered in combination with another an anti-cancer agent e.g., the anti-cancer agent is an inhibitor of mitogen-activated protein kinase signaling, e.g., U0126, PD98059, PD184352, PD0325901, ARRY-142886, SB239063, SP600125, BAY 43-9006, wortmannin, or LY294002.

[0093] In yet another embodiment disclosed herein, the patient in need or recognized need is suffering from a thromboembolic disorder, e.g., myocardial infarction, angina pectoris, reocclusion after angioplasty, restenosis after angioplasty, reocclusion after aortocoronary bypass, restenosis after aortocoronary bypass, stroke, transitory ischemia, a peripheral arterial occlusive disorder, pulmonary embolism, and deep venous thrombosis.

[0094] Yet another embodiment disclosed herein is the use of compounds and/or a pharmaceutically acceptable salt thereof disclosed herein for use as a medicament. In one embodiment, the use is for treating inflammatory disease or proliferative diseases.

[0095] In yet another embodiment disclosed herein is the use of a compound and/or a pharmaceutically acceptable salt thereof disclosed herein in the manufacture of a medicament for treating an inflammatory disease in a patient in need or recognized need of such treatment in which the activity of BTK or other tyrosine kinases contribute to the pathology and/or symptoms of the disease. In one embodiment the tyrosine kinase protein is BTK. In another embodiment, the disease is chosen from respiratory, cardiovascular, and proliferative diseases.

[0096] In any of the aforementioned embodiments disclosed herein involving the treatment of proliferative disorders, including cancer, are further embodiments involving combination therapy. In those embodiments, the compound and/or a pharmaceutically acceptable salt thereof disclosed herein is administered in combination with at least one additional

agent chosen from alemtuzumab, arsenic trioxide, asparaginase (pegylated or non-), bevacizumab, cetuximab, platinum-based compounds such as cisplatin, cladribine, aunarubicin/doxorubicin/idarubicin, irinotecan, fludarabine, 5-fluorouracil, gemtuzumab, methotrexate, paclitaxel, taxol™, docetaxol, temozolomide, thioguanine, or classes of drugs including hormones (an antiestrogen, an antiandrogen, and gonadotropin releasing hormone analogues, interferons such as alpha interferon, nitrogen mustards, such as busulfan, melphalan, and mechlorethamine, retinoids, such as tretinoin, topoisomerase inhibitors, such as irinotecan and topotecan, tyrosine kinase inhibitors such as gefitinib and imatinib, and agents to treat signs or symptoms induced by such therapy including, for example, allopurinol, filgrastim, granisetron/ondansetron/palonosetron, and dronabinol. When combination therapy is used, the agents can be administered simultaneously or sequentially. The kinase inhibitory activity of the compounds of the present disclosure can be tested by methods well known in the art. The BTK inhibitory activity of the compounds and/or a pharmaceutically acceptable salt thereof of the present disclosure can be tested using the *in vitro* and *in vivo* assays described in Biological Examples 1-3 below. A determination of kinase inhibitory activity by any of those assays is considered to be kinase inhibitory activity within the scope of this disclosure even if any or all of the other assays do not result in a determination of kinase inhibitory activity.

[0097] Without being bound to any specific mechanistic theory, in those embodiments wherein the compound of the present disclosure is a reversible covalent inhibitor, it is believed that the cysteine sulfhydryl group and a carbon atom forming part of the carbon-carbon double bond (i.e. olefin) of the compound of the present disclosure can form a reversible, i.e., labile, covalent bond, defined herein, such as wherein Cys 481 attacks an electron deficient carbon atom of the carbon-carbon double bond (olefin) in the compound of present disclosure to form a thiol adduct (e.g., Michael reaction with cysteine).

[0098] In some embodiments, the electron deficient carbon atom of the olefin is distal to the carbon attached to the cyano group and to the electron withdrawing -Z-CO- moiety (see Formula I, IA, IB, II) in the compounds of the present disclosure. Therefore, the combination of the cyano and the "-Z-CO-" moieties and the olefinic moiety to which they are bonded in the compounds of the present disclosure can increase the reactivity of the olefin to form a thiol adduct with the active site cysteine residue in BTK.

[0099] The compounds of the present disclosure bind with BTK in two different manners. In addition to the labile covalent binding, discussed above, they also form non-covalent binding (e.g., via van der Waals binding, hydrogen binding, hydrophobic binding, hydrophilic binding, and/or electrostatic charge binding) with BTK, the non-covalent binding being sufficient to at least partially inhibit the kinase activity of the BTK.

[0100] As disclosed herein, the labile covalent binding between the compound of the disclosure and BTK occurs between the olefin in the inhibitor and the cysteine 481 residue thiol side chain at or near the site where the compound has the aforementioned non-covalent binding with the BTK.

[0101] As is evident, the compounds of the present disclosure which are reversible covalent inhibitors have both a cysteine-mediated covalent binding and a non-covalent binding with the BTK. This is in contrast with non-covalent reversible inhibitors which inhibit the BTK only via non-covalent binding and lack the cysteine-mediated covalent binding.

[0102] The result of the binding of the compounds of the present disclosure with BTK in the two different manners is a reversible covalent inhibitor having a slow off-rate and a protracted duration of action, in some instances comparable to an irreversible covalent inhibitor without forming permanent irreversible protein adducts. The difference between irreversible and reversible covalent inhibitors, particularly the compounds disclosed herein, can be ascertained utilizing assays disclosed herein.

[0103] In general, the binding involved in an inhibitor that forms a reversible covalent bond with BTK, i.e., the compounds disclosed herein, is stable when the BTK is in certain configurations and susceptible to being broken when the BTK is in different configurations (in both cases under physiologic conditions), whereas the interaction between an inhibitor that forms an irreversible covalent bond is stable under physiologic conditions even when the BTK is in different configurations.

[0104] A reversible covalent bond often imparts unique properties related to the residence time of the compound within the cysteine-containing binding site. In this context, residence time refers to the temporal duration of the compound-target complex under different conditions (see Copeland RA, Pompliano DL, Meek TD. Drug-target residence time and its implications for lead optimization. *Nat. Rev. Drug Discov.* 5(9), 730-739 (2006)).

[0105] The presence of a reversible covalent bond in a reversible covalent inhibitor as disclosed herein can lead to an extended residence time when compared to a compound that does not form a covalent bond with BTK. In one embodiment disclosed herein the compounds of the present disclosure that are reversible covalent inhibitors have a residence time of at least about 1 h, residence time may be measured using an occupancy assay in a biochemical or cellular environment (see Biological Example 7 below). Additionally, residence time may be measured using a functional assay following a defined wash-out period.

[0106] Compounds that form an irreversible covalent bond in an irreversible covalent inhibitor share these extended residence time properties but may nonetheless be differentiated from a reversible covalent inhibitor using a reversibility assay. The ability of the compound of the disclosure to form reversible covalent bond with Cys481 of BTK (UniprotKB Sequence ID Q06187) and the olefinic bond in the compound of the disclosure, can be determined by the assays

described in Biological Examples 5-8 below. A determination of the binding reversibility of the covalent bond between the cysteine residue and the olefinic bond of the compound of the disclosure by any of Biological Examples 5-8 below is considered to be binding reversibility within the scope of this disclosure even if one or more of the other methods does not result in a determination of binding reversibility.

[0107] In general, the compounds of this disclosure will be administered in a therapeutically effective amount by any of the accepted modes of administration for agents that serve similar utilities. Therapeutically effective amounts of the compounds disclosed herein may range from about 0.01 to about 500 mg per kg patient body weight per day, which can be administered in single or multiple doses. A suitable dosage level may be about 0.01 to about 250 mg/kg per day, about 0.05 to about 100 mg/kg per day, or about 0.1 to about 50 mg/kg per day. Within this range, the dosage can be about 0.05 to about 0.5, about 0.5 to about 5 or about 5 to about 50 mg/kg per day. For oral administration, the compositions can be provided in the form of tablets containing about 1.0 to about 1000 milligrams of the active ingredient, particularly about 1, 5, 10, 15, 20, 25, 50, 75, 100, 150, 200, 250, 300, 400, 500, 600, 750, 800, 900, and 1000 milligrams of the active ingredient. The actual amount administered of the compound and/or a pharmaceutically acceptable salt thereof of this disclosure, i.e., the active ingredient, will depend upon numerous factors such as the severity of the disease to be treated, the age and relative health of the patient, the potency of the compound and/or pharmaceutically acceptable salt thereof being utilized, the route and form of administration, and other factors.

[0108] In general, compounds and/or pharmaceutically acceptable salts of this disclosure will be administered as pharmaceutical compositions by any one of the following routes: oral, systemic (e.g., transdermal, intranasal or by suppository), topically, or parenteral (e.g., intramuscular, intravenous or subcutaneous) administration. The preferred manner of administration is oral using a convenient daily dosage regimen, which can be adjusted according to the degree of affliction. Compositions can take the form of tablets, capsules, semisolids, powders, sustained release formulations, enteric coated or delayed release formulation, solutions, suspensions, elixirs, aerosols, or any other appropriate compositions.

[0109] The choice of formulation depends on various factors such as the mode of drug administration (e.g., for oral administration, formulations in the form of tablets, pills or capsules are preferred) and the bioavailability of the drug substance. Recently, pharmaceutical formulations have been developed especially for drugs that show poor bioavailability based upon the principle that bioavailability can be increased by increasing the surface area i.e., decreasing particle size. For example, U.S. Pat. No. 4,107,288 describes a pharmaceutical formulation having particles in the size range from 10 to 1,000 nm in which the active material is supported on a crosslinked matrix of macromolecules. U.S. Pat. No. 5,145,684 describes the production of a pharmaceutical formulation in which the drug substance is pulverized to nanoparticles (average particle size of 400 nm) in the presence of a surface modifier and then dispersed in a liquid medium to give a pharmaceutical formulation that exhibits remarkably high bioavailability.

[0110] The compositions are comprised of, in general, a compound and/or pharmaceutically acceptable salt disclosed herein in combination with at least one pharmaceutically acceptable excipient such as binders, surfactants, diluents, buffering agents, antiadherents, glidants, hydrophilic or hydrophobic polymers, retardants, stabilizing agents or stabilizers, disintegrants or superdisintegrants, antioxidants, antifoaming agents, fillers, flavors, colors, lubricants, sorbents, preservatives, plasticizers, and sweeteners. Acceptable excipients are non-toxic, aid administration, and do not adversely affect the therapeutic benefit of the compound disclosed herein. Such excipient may be any solid, liquid, semi-solid or, in the case of an aerosol composition, gaseous excipient that is generally available to one of skill in the art.

[0111] Solid pharmaceutical excipients include starch, cellulose, talc, glucose, lactose, sucrose, gelatin, malt, rice, flour, chalk, silica gel, magnesium stearate, sodium stearate, glycerol monostearate, sodium chloride, dried skim milk and the like. Liquid and semisolid excipients may be selected from glycerol, propylene glycol, water, ethanol and various oils, including those of petroleum, animal, vegetable or synthetic origin, e.g., peanut oil, soybean oil, mineral oil, sesame oil, etc. Liquid carriers, particularly for injectable solutions, include water, saline, aqueous dextrose, and glycols.

[0112] The compounds and/or pharmaceutically acceptable salt of the present disclosure can also be administered intranasally. Intranasal formulations are known in the art e.g., see U.S. Patent Nos. 4,476,116, 5,116,817 and 6,391,452, each of which is incorporated herein by reference. The choice of excipients will depend upon the nature of the nasal dosage form e.g., solutions, suspensions, or powder. For administration by inhalation, the compounds and/or pharmaceutically acceptable salts of the present disclosure may be in the form of solutions, suspensions, and powders. These formulations are administered as an aerosol, a mist, or a powder and can be delivered from pressurized packs or a nebulizer with a suitable propellant such as dichlorodifluoromethane, trichlorofluoromethane, nitrogen, carbon dioxide, etc. In the case of a pressurized aerosol, the dosage unit may be determined by providing a valve to deliver a metered amount. Capsules and cartridges for use in an inhaler may be formulated containing a powder mix of the compound disclosed herein and a suitable powder base such as lactose or starch.

[0113] Topical formulation can be liquids, suspension, emulsions, and the like, and can be prepared by methods well known in the art. The formulation will contain, on a weight percent (wt %) basis, from about 0.01-99.99 wt % of a compound and/or pharmaceutically acceptable salt disclosed herein based on the total formulation, with the balance being one or more suitable pharmaceutical excipients and can be administered in single or multiple doses. Suitable excipients include

polymers, surfactants, buffering or pH adjusting agents, tonicity and osmotic adjusting agent(s), preservatives, and dispersing agents.

[0114] Other suitable pharmaceutical excipients and their formulations are described in Remington's Pharmaceutical Sciences, edited by E. W. Martin (Mack Publishing Company, 20th ed., 2000).

[0115] The level of the compound in a formulation can vary within the full range employed by those skilled in the art. Typically, the formulation will contain, on a weight percent (wt %) basis, from about 0.01-99.99 wt % of a compound and/or pharmaceutically acceptable salt disclosed herein based on the total formulation, with the balance being one or more suitable pharmaceutical excipients.

[0116] The compounds and/or pharmaceutically acceptable salts of the present disclosure may be used in combination with one or more other drugs in the treatment of diseases or conditions for which compounds of the present disclosure or the other drugs may have utility, where the combination of the drugs together are safer or more effective than either drug alone. Such other drug(s) may be administered, by a route and in an amount commonly used therefore, contemporaneously or sequentially with a compound of the present disclosure. When a compound and/or pharmaceutically acceptable salt of the present disclosure is used contemporaneously with one or more other drugs, a pharmaceutical composition in unit dosage form containing such other drugs and the compound and/or pharmaceutically acceptable salt of the present disclosure is preferred. However, the combination therapy may also include therapies in which the compound and/or pharmaceutically acceptable salt of the present disclosure and one or more other drugs are administered on different overlapping schedules. It is also contemplated that when used in combination with one or more other active ingredients, the compounds and/or pharmaceutically acceptable salts of the present disclosure and the other active ingredients may be used in lower doses than when each is used singly.

[0117] Accordingly, the pharmaceutical compositions of the present disclosure also include those that contain one or more other active ingredients, in addition to a compound and/or pharmaceutically acceptable salt of the present disclosure.

[0118] The above combinations include combinations of a compound of the present disclosure not only with one other active compound, but also with two or more other active compounds. Likewise, compounds and/or pharmaceutically acceptable salts of the present disclosure may be used in combination with other drugs that are used in the prevention, treatment, control, amelioration, or reduction of risk of the diseases or conditions for which compounds of the present disclosure are useful. Such other drugs may be administered, by a route and in an amount commonly used therefore by those skilled in the art, contemporaneously or sequentially with a compound and/or pharmaceutically acceptable salt of the present disclosure. When a compound and/or pharmaceutically acceptable salt of the present disclosure is used contemporaneously with one or more other drugs, a pharmaceutical composition containing such other drugs in addition to the compound and/or pharmaceutically acceptable salt of the present disclosure is preferred. Accordingly, the pharmaceutical compositions of the present disclosure also include those that also contain one or more other active ingredients, in addition to a compound and/or pharmaceutically acceptable salt of the present disclosure. The weight ratio of the compound and/or pharmaceutically acceptable salt of the present disclosure to the second active ingredient may be varied and will depend upon the effective dose of each ingredient. Generally, an effective dose of each will be used.

[0119] Where the patient is suffering from or at risk of suffering from an autoimmune disease, an inflammatory disease, or an allergy disease, a compound and/or pharmaceutically acceptable salt of present disclosure can be used in with one or more of the following therapeutic agents in any combination: immunosuppressants (e.g., tacrolimus, diethylstilbestrol, rapamicin, methotrexate, cyclophosphamide, azathioprine, mercaptopurine, mycophenolate, or FTY720), glucocorticoids (e.g., prednisone, cortisone acetate, prednisolone, methylprednisolone, dexamethasone, betamethasone, triamcinolone, beclometasone, fludrocortisone acetate, deoxycorticosterone acetate, aldosterone), non-steroidal anti-inflammatory drugs (e.g., salicylates, arylalkanoic acids, 2-arylpropionic acids, N-arylanthranilic acids, oxicams, coxibs, or sulphonanilides), Cox-2-specific inhibitors (e.g., valdecoxib, celecoxib, or rofecoxib), leflunomide, gold thioglucose, gold thiomalate, aurofin, sulfasalazine, hydroxychloroquine, minocycline, TNF- α binding proteins (e.g., infliximab, etanercept, or adalimumab), abatacept, anakinra, interferon- β , interferon- γ , interleukin-2, allergy vaccines, antihistamines, antileukotrienes, beta-agonists, theophylline, and anticholinergics.

[0120] Where the patient is suffering from or at risk of suffering from a B-cell proliferative disorder (e.g., plasma cell myeloma), the patient can be treated with a compound and/or pharmaceutically acceptable salt disclosed herein in any combination with one or more other anti-cancer agents. In some embodiments, one or more of the anti-cancer agents are proapoptotic agents. Examples of anti-cancer agents include, but are not limited to, any of the following: gossypol, genasense, polyphenol E, Chlorofusin, all trans-retinoic acid (ATRA), bryostatins, tumor necrosis factor-related apoptosis-inducing ligand (TRAIL), 5-aza-2'-deoxycytidine, all trans retinoic acid, doxorubicin, vincristine, etoposide, gemcitabine, imatinib (GleevecTM), geldanamycin, 17-N-Allylamino-17-Demethoxygeldanamycin (17-AAG), flavopiridol, LY294002, bortezomib, trastuzumab, BAY 11-7082, PKC412, or PD184352, TaxolTM, also referred to as "paclitaxel", which is a well-known anti-cancer drug which acts by enhancing and stabilizing microtubule formation, and docetaxol, such as TaxotereTM. Compounds that have the basic taxane skeleton as a common structure feature, have also been shown to have the ability to arrest cells in the G2-M phases due to stabilized microtubules and may be useful for treating cancer in combination with the compounds described herein.

[0121] Further examples of anti-cancer agents for use in combination with a compound disclosed herein include inhibitors of mitogen-activated protein kinase signaling, e.g., U0126, PD98059, PD184352, PD0325901,ARRY-142886, SB239063, SP600125, BAY 43-9006, wortmannin, or LY294002; Syk inhibitors; mTOR inhibitors; and antibodies (e.g., rituxan).

[0122] Other anti-cancer agents that can be employed in combination with a compound disclosed herein include Adriamycin, Dactinomycin, Bleomycin, Vinblastine, Cisplatin, acivicin; aclarubicin; acodazole hydrochloride; acronine; adozelesin; aldesleukin; altretamine; ambomycin; ametantrone acetate; aminoglutethimide; amsacrine; anastrozole; anthramycin; asparaginase; asperlin; azacitidine; azetepa; azotomycin; batimastat; benzodepa; bicalutamide; bisantrene hydrochloride; bisnafide dimesylate; bizelesin; bleomycin sulfate; brequinar sodium; bropirimine; busulfan; cactinomycin; calusterone; caracemide; carbetimer; carboplatin; carmustine; carubicin hydrochloride; carzelesin; cedefingol; chlorambucil; cirolemycin; cladribine; crisnatol mesylate; cyclophosphamide; cytarabine; dacarbazine; daunorubicin hydrochloride; decitabine; dexormaplatin; dezaguanine; dezaguanine mesylate; diaziqune; doxorubicin; doxorubicin hydrochloride; droloxifene; droloxifene citrate; dromostanolone propionate; duazomycin; edatrexate; eflornithine hydrochloride; elsamitucin; enloplatin; enpromate; epipropidine; epirubicin hydrochloride; erbulozole; esorubicin hydrochloride; estramustine; estramustine phosphate sodium; etanidazole; etoposide; etoposide phosphate; etoprine; fadrozole hydrochloride; fazarabine; fenretinide; floxuridine; fludarabine phosphate; fluorouracil; flurocitabine; fosquidone; fostriecin sodium; gemcitabine; gemcitabine hydrochloride; hydroxyurea; idarubicin hydrochloride; ifosfamide; ilmofofosine; interleukin II (including recombinant interleukin II, or rIL2), interferon alfa-2a; interferon alfa-2b; interferon alfa-n1; interferon alfa-n3; interferon beta-1a; interferon gamma-1 b; iproplatin; irinotecan hydrochloride; lanreotide acetate; letrozole; leuprolide acetate; liarozole hydrochloride; lometrexol sodium; lomustine; losoxantrone hydrochloride; masoprocil; maytansine; mechlorethamine hydrochloride; megestrol acetate; melengestrol acetate; melphalan; menogaril; mercaptopurine; methotrexate; methotrexate sodium; metoprine; meturedopa; mitindomide; mitocarcin; mitocromin; mitogillin; mitomalcin; mitomycin; mitosper; mitotane; mitoxantrone hydrochloride; mycophenolic acid; nocodazole; nogalamycin; ormaplatin; oxisuran; pegaspargase; peliomycin; pentamustine; peplomycin sulfate; perfosfamide; pipobroman; pipsulfan; piroxantrone hydrochloride; plicamycin; plomestane; porfimer sodium; porfirimycin; prednimustine; procarbazine hydrochloride; puromycin; puromycin hydrochloride; pyrazofurin; riboprine; rogletimide; safinol; safinol hydrochloride; semustine; simtrazene; sparfosate sodium; sparsomycin; spirogermanium hydrochloride; spiromustine; spiroplatin; streptonigrin; streptozocin; sulofenur; talisomycin; tecogalan sodium; tegafur; teloxantrone hydrochloride; temoporfin; teniposide; teroxirone; testolactone; thiamiprine; thioguanine; thiotepa; tiazofurin; tirapazamine; toremifene citrate; trestolone acetate; triciribine phosphate; trimetrexate; trimetrexate glucuronate; triptorelin; tubulozole hydrochloride; uracil mustard; uredepa; vapreotide; verteporfin; vinblastine sulfate; vincristine sulfate; vindesine; vindesine sulfate; vinepidine sulfate; vinylcinate sulfate; vinleurosine sulfate; vinorelbine tartrate; vinrosidine sulfate; vinzolidine sulfate; vorozole; zeniplatin; zinostatin; zorubicin hydrochloride.

[0123] Other anti-cancer agents that can be employed in combination with a compound and/or pharmaceutically acceptable salt disclosed herein include: 20-epi-1, 25 dihydroxyvitamin D3; 5-ethynyluracil; abiraterone; aclarubicin; acylfulvene; adecypenol; adozelesin; aldesleukin; ALL-TK antagonists; altretamine; ambamustine; amidox; amifostine; aminolevulinic acid; amrubicin; amsacrine; anagrelide; anastrozole; andrographolide; angiogenesis inhibitors; antagonist D; antagonist G; antarelix; anti-dorsalizing morphogenetic protein-1; antiandrogen, prostatic carcinoma; antiestrogen; antineoplaston; antisense oligonucleotides; aphidicolin glycinate; apoptosis gene modulators; apoptosis regulators; apurinic acid; ara-CDP-DL-PTBA; arginine deaminase; asulacrine; atamestane; atrimustine; axinastatin 1; axinastatin 2; axinastatin 3; azasetron; azatoxin; azatyrosine; baccatin III derivatives; balanol; batimastat; BCR/ABL antagonists; benzochlorins; benzoylstauroporine; beta lactam derivatives; beta-alethine; betaclamycin B; betulinic acid; bFGF inhibitor; bicalutamide; bisantrene; bisaziridinylspermine; bisnafide; bistratene A; bizelesin; breflate; bropirimine; budotitane; buthionine sulfoximine; calcipotriol; calphostin C; camptothecin derivatives; canarypox IL-2; capecitabine; carboxamide-amino-triazole; carboxyamidotriazole; CaRest M3; CARN 700; cartilage derived inhibitor; carzelesin; casein kinase inhibitors (ICOS); castanospermine; cecropin B; cetorelix; chlorlins; chloroquinoxaline sulfonamide; cicaprost; cis-porphyrin; cladribine; clomifene analogues; clotrimazole; collismycin A; collismycin B; combretastatin A4; combretastatin analogue; conagenin; crambescidin 816; crisnatol; cryptophycin 8; cryptophycin A derivatives; curacin A; cyclopentanthraquinones; cycloplatam; cypemycin; cytarabine ocfosfate; cytolytic factor; cytotastatin; dacliximab; decitabine; dehydroididemnin B; deslorelin; dexamethasone; dexifosfamide; dexrazoxane; dexverapamil; diaziqune; didemnin B; didox; diethylnorspermine; dihydro-5-azacytidine; 9-dioxamycin; diphenyl spiromustine; docosanol; dolasetron; doxifluridine; droloxifene; dronabinol; duocarmycin SA; ebselen; ecomustine; edelfosine; edrecolomab; eflornithine; elemene; emitefur; epirubicin; epristeride; estramustine analogue; estrogen agonists; estrogen antagonists; etanidazole; etoposide phosphate; exemestane; fadrozole; fazarabine; fenretinide; filgrastim; fmasteride; flavopiridol; flezelastine; fluasterone; fludarabine; fluorodaunorubicin hydrochloride; forfenimex; formestane; fostriecin; fotemustine; gadolinium texaphyrin; gallium nitrate; galocitabine; ganirelix; gelatinase inhibitors; gemcitabine; glutathione inhibitors; hepsulfam; heregulin; hexamethylene bisacetamide; hypericin; ibandronic acid; idarubicin; idoxifene; idramantone; ilmofofosine; ilomastat; imidazoacridones; imiquimod; immunostimulant peptides; insulin-like growth factor-1 receptor inhibitor; interferon agonists;

interferons; interleukins; iobenguane; iododoxorubicin; ipomeanol, 4-; iroplact; irsogladine; isobengazole; isohomohalicondrin B; itasetron; jasplakinolide; kahalalide F; lamellarin-N triacetate; lanreotide; leinamycin; lenograstim; lentinan sulfate; leptolstatin; letrozole; leukemia inhibiting factor; leukocyte alpha interferon; leuprolide+estrogen+progesterone; leuprorelin; levamisole; liarozole; linear polyamine analogue; lipophilic disaccharide peptide; lipophilic platinum compounds; lissoclinamide 7; lobaplatin; lombricine; lometrexol; lonidamine; losoxantrone; lovastatin; loxoribine; lurtotecan; lutetium texaphyrin; lysofylline; lytic peptides; maitansine; mannostatin A; marimastat; masoprocol; maspin; matrilysin inhibitors; matrix metalloproteinase inhibitors; menogaril; merbarone; meterelin; methioninase; metoclopramide; MIF inhibitor; mifepristone; miltefosine; mirimostim; mismatched double stranded RNA; mitoguazone; mitolactol; mitomycin analogues; mitonafide; mitotoxin fibroblast growth factor-saporin; mitoxantrone; mofarotene; molgramostim; monoclonal antibody, human chorionic gonadotrophin; monophosphoryl lipid A+ diethylstilbestrol cell wall sk; mopidamol; multiple drug resistance gene inhibitor; multiple tumor suppressor 1-based therapy; mustard anticancer agent; mycaperoxide B; mycobacterial cell wall extract; myriaporone; N-acetyldinaline; N-substituted benzamides; nafarelin; nagrestip; naloxone+pentazocine; napavin; naphterpin; nartograstim; nedaplatin; nemorubicin; neridronic acid; neutral endopeptidase; nilutamide; nisamycin; nitric oxide modulators; nitroxide antioxidant; nitrullyn; O6-benzylguanine; octreotide; okicenone; oligonucleotides; onapristone; ondansetron; ondansetron; oracin; oral cytokine inducer; ormaplatin; osaterone; oxaliplatin; oxaunomycin; palauamine; palmitoylrhizoxin; pamidronic acid; panaxytriol; panomifene; parabactin; pazelliptine; pegaspargase; peldesine; pentosan polysulfate sodium; pentostatin; pentozole; perflubron; perfosfamide; perillyl alcohol; phenazinomycin; phenylacetate; phosphatase inhibitors; picibanil; pilocarpine hydrochloride; pirarubicin; piritrexim; placetin A; placetin B; plasminogen activator inhibitor; platinum complex; platinum compounds; platinum-triamine complex; porfimer sodium; porfiromycin; prednisone; propyl bis-acridone; prostaglandin J2; proteasome inhibitors; protein A-based immune modulator; protein kinase C inhibitor; protein kinase C inhibitors, microalgal; protein tyrosine phosphatase inhibitors; purine nucleoside phosphorylase inhibitors; purpurins; pyrazoloacridine; pyridoxylated hemoglobin polyoxyethyleryle conjugate; raf antagonists; raltitrexed; ramosetron; ras farnesyl protein transferase inhibitors; ras inhibitors; ras-GAP inhibitor; retelliptine demethylated; rhenium Re 186 etidronate; rhizoxin; ribozymes; R.sub.11 retinamide; rogletimide; rohitukine; romurtide; roquinimex; rubiginone B1; ruboxyl; safingol; saintopin; SarCNU; sarcophytol A; sargramostim; Sdi 1 mimetics; semustine; senescence derived 1; sense oligonucleotides; signal transduction inhibitors; signal transduction modulators; single chain antigen-binding protein; sizofuran; sobuzoxane; sodium borocaptate; sodium phenylacetate; solverol; somatomedin binding protein; sonermin; sparfosic acid; spicamycin D; spiromustine; splenopentin; spongistatin 1; squalamine; stem cell inhibitor; stem-cell division inhibitors; stipiamide; stromelysin inhibitors; sulfinosine; superactive vasoactive intestinal peptide antagonist; suradista; suramin; swainsonine; synthetic glycosaminoglycans; tallimustine; tamoxifen methiodide; tauromustine; tazarotene; tecogalan sodium; tegafur; tellurapyrylium; telomerase inhibitors; temoporfin; temozolomide; teniposide; tetrachlorodecaoxide; tetrazomine; thaliblastine; thiocoraline; thrombopoietin; thrombopoietin mimetic; thymalfasin; thymopoietin receptor agonist; thymotrinan; thyroid stimulating hormone; tin ethyl etiopurpurin; tirapazamine; titanocene bichloride; topsentin; toremifene; totipotent stem cell factor; translation inhibitors; tretinoin; triacetyluridine; tricinibine; trimetrexate; triptorelin; tropisetron; turosteride; tyrosine kinase inhibitors; tyrphostins; UBC inhibitors; ubenimex; urogenital sinus-derived growth inhibitory factor; urokinase receptor antagonists; vapreotide; variolin B; vector system, erythrocyte gene therapy; velaresol; veramine; verdins; verteporfin; vinorelbine; vinxaltine; vitaxin; vorozole; zanoterone; zeniplatin; zilascorb; and zinostatin stimalamer.

[0124] Yet other anticancer agents that can be employed in combination with a compound disclosed herein include alkylating agents, antimetabolites, natural products, or hormones, e.g., nitrogen mustards (e.g., mechloroethamine, cyclophosphamide, chlorambucil, etc.), alkyl sulfonates (e.g., busulfan), nitrosoureas (e.g., carmustine, lomustine, etc.), or triazenes (decabazine, etc.). Examples of antimetabolites include but are not limited to folic acid analog (e.g., methotrexate), or pyrimidine analogs (e.g., Cytarabine), purine analogs (e.g., mercaptopurine, thioguanine, pentostatin).

[0125] Examples of natural products useful in combination with a compound or a pharmaceutically acceptable salt disclosed herein include but are not limited to vinca alkaloids (e.g., diethylstilbestrol, vincristine), epipodophyllotoxins (e.g., etoposide), antibiotics (e.g., daunorubicin, doxorubicin, bleomycin), enzymes (e.g., L-asparaginase), or biological response modifiers (e.g., interferon alpha).

[0126] Examples of alkylating agents that can be employed in combination a compound or a pharmaceutically acceptable salt disclosed herein include, but are not limited to, nitrogen mustards (e.g., mechloroethamine, cyclophosphamide, chlorambucil, melphalan, etc.), ethylenimine and methylmelamines (e.g., hexamethylmelamine, thiotepa), alkyl sulfonates (e.g., busulfan), nitrosoureas (e.g., carmustine, lomustine, semustine, streptozocin, etc.), or triazenes (decabazine, etc.). Examples of antimetabolites include, but are not limited to folic acid analog (e.g., methotrexate), or pyrimidine analogs (e.g., fluorouracil, floxuridine, Cytarabine), purine analogs (e.g., mercaptopurine, thioguanine, pentostatin).

[0127] Examples of hormones and antagonists useful in combination a compound or a pharmaceutically acceptable salt disclosed herein include, but are not limited to, adrenocorticosteroids (e.g., prednisone), progestins (e.g., hydroxyprogesterone caproate, megestrol acetate, medroxyprogesterone acetate), estrogens (e.g., diethylstilbestrol, ethinyl estradiol), antiestrogen (e.g., tamoxifen), androgens (e.g., testosterone propionate, fluoxymesterone), antiandrogen (e.g., flutamide), gonadotropin releasing hormone analog (e.g., leuprolide). Other agents that can be used in the methods


and compositions described herein for the treatment or prevention of cancer include platinum coordination complexes (e.g., cisplatin, carboplatin), anthracenedione (e.g., mitoxantrone), substituted urea (e.g., hydroxyurea), methyl hydrazine derivative (e.g., procarbazine), adrenocortical suppressant (e.g., mitotane, aminoglutethimide).

[0128] Examples of anti-cancer agents which act by arresting cells in the G2-M phases due to stabilized microtubules and which can be used in combination with an BTK inhibitor compound and/or a pharmaceutically acceptable salt of the disclosure include without limitation the following marketed drugs and drugs in development: Erbulozole (also known as R-55104), Dolastatin 10 (also known as DLS-10 and NSC-376128), Mivobulin isethionate (also known as CI-980), Vincristine, NSC-639829, Discodermolide (also known as NVP-XX-A-296), ABT-751 (Abbott, also known as E-7010), Altorhyrtins (such as Altorhyrtin A and Altorhyrtin C), Spongistatins (such as Spongistatin 1, Spongistatin 2, Spongistatin 3, Spongistatin 4, Spongistatin 5, Spongistatin 6, Spongistatin 7, Spongistatin 8, and Spongistatin 9), Cemadotin hydrochloride (also known as LU-103793 and NSC-D-669356), Epothilones (such as Epothilone A, Epothilone B, Epothilone C (also known as desoxyepothilone A or dEpoA), Epothilone D (also referred to as KOS-862, dEpoB, and desoxyepothilone B), Epothilone E, Epothilone F, Epothilone B N-oxide, Epothilone A N-oxide, 16-aza-epothilone B, 21-aminoepothilone B (also known as BMS-310705), 21-hydroxyepothilone D (also known as Desoxyepothilone F and dEpoF), 26-fluoroepothilone), Auristatin PE (also known as NSC-654663), Soblidotin (also known as TZT-1027), LS-4559-P (Pharmacia, also known as LS-4577), LS-4578 (Pharmacia, also known as LS-477-P), LS-4477 (Pharmacia), LS-4559 (Pharmacia), RPR-112378 (Aventis), Vincristine sulfate, DZ-3358 (Daiichi), FR-182877 (Fujisawa, also known as WS-9885B), GS-164 (Takeda), GS-198 (Takeda), KAR-2 (Hungarian Academy of Sciences), BSF-223651 (BASF, also known as ILX-651 and LU-223651), SAH-49960 (Lilly/Novartis), SDZ-268970 (Lilly/Novartis), AM-97 (Armada/Kyowa Hakko), AM-132 (Armada), AM-138 (Armada/Kyowa Hakko), IDN-5005 (Indena), Cryptophycin 52 (also known as LY-355703), AC-7739 (Ajinomoto, also known as AVE-8063A and CS-39.HCl), AC-7700 (Ajinomoto, also known as AVE-8062, AVE-8062A, CS-39-L-Ser.HCl, and RPR-258062A), Vitilevuamide, Tubulysin A, Canadensol, Centaureidin (also known as NSC-106969), T-138067 (Tularik, also known as T-67, TL-138067 and TI-138067), COBRA-1 (Parker Hughes Institute, also known as DDE-261 and WHI-261), H10 (Kansas State University), H16 (Kansas State University), Oncocidin A1 (also known as BTO-956 and DIME), DDE-313 (Parker Hughes Institute), Fijianolide B, Laulimalide, SPA-2 (Parker Hughes Institute), SPA-1 (Parker Hughes Institute, also known as SPIKET-P), 3-IAABU (Cytoskeleton/Mt. Sinai School of Medicine, also known as MF-569), Narcosine (also known as NSC-5366), Nascapine, D-24851 (Asta Medica), A-105972 (Abbott), Hemiasterlin, 3-BAABU (Cytoskeleton/Mt. Sinai School of Medicine, also known as MF-191), TMPN (Arizona State University), Vanadocene acetylacetonate, T-138026 (Tularik), Monsatrol, Inanocine (also known as NSC-698666), 3-1AABE (Cytoskeleton/Mt. Sinai School of Medicine), A-204197 (Abbott), T-607 (Tularik, also known as T-900607), RPR-115781 (Aventis), Eleutherobins (such as Desmethyleleutherobin, Desaeyleleutherobin, Isoeleutherobin A, and Z-Eleutherobin), Caribaeoside, Caribaeolin, Halichondrin B, D-64131 (Asta Medica), D-68144 (Asta Medica), Diazonamide A, A-293620 (Abbott), NPI-2350 (Nereus), Taccalonolide A, TUB-245 (Aventis), A-259754 (Abbott), Dioxostatin, (-)-Phenylahistin (also known as NSCL-96F037), D-68838 (Asta Medica), D-68836 (Asta Medica), Myoseverin B, D-43411 (Zentaris, also known as D-81862), A-289099 (Abbott), A-318315 (Abbott), HTI-286 (also known as SPA-110, trifluoroacetate salt) (Wyeth), D-82317 (Zentaris), D-82318 (Zentaris), SC-12983 (NCI), Resverastatin phosphate sodium, BPR-OY-007 (National Health Research Institutes), and SSR-250411 (Sanofi).

[0129] Where the patient is suffering from or at risk of suffering from a thromboembolic disorder (e.g., stroke), the patient can be treated with a compound and/or pharmaceutically acceptable salt disclosed herein in any combination with one or more other anti-thromboembolic agents. Examples of anti-thromboembolic agents include, but are not limited any of the following: thrombolytic agents (e.g., alteplase anistreplase, streptokinase, urokinase, or tissue plasminogen activator), heparin, tinzaparin, warfarin, dabigatran (e.g., dabigatran etexilate), factor Xa inhibitors (e.g., fondaparinux, draparinux, rivaroxaban, DX-9065a, otamixaban, LY517717, or YM150), ticlopidine, clopidogrel, CS-747 (prasugrel, LY640315), ximelagatran, or BIBR 1048.

Examples

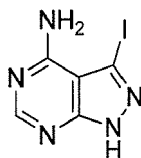
[0130] The following preparations of intermediates (References) and final compounds (Examples) disclosed herein are given to enable those skilled in the art to more clearly understand and to practice the present disclosure. They should not be considered as limiting the scope of the disclosure, but merely as being illustrative and representative thereof.

The  line at the alkene carbon, in the compounds below, denotes that the compounds are isolated as an undefined mixture of (E) and (Z) isomers.

Reference 1

Synthesis of 3-iodo-1H-pyrazolo[3,4-d]pyrimidin-4-amine

[0131]

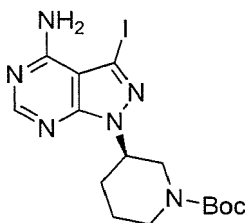


[0132] A mixture of 1H-pyrazolo[3,4-d]pyrimidin-4-amine (150 g, 1.11 mol, 1.00 equiv) and N-iodo-succinimide (375 g, 1.67 mol, 1.58 equiv) in N,N-dimethylformamide (2.5 L) was stirred at 80°C for 5 h. The reaction mixture was cooled to room temperature and then diluted with 10 L of water. The solid was collected by filtration, washed with 2x1 L of saturated aqueous sodium sulfite, and dried under vacuum to give 150 g of 3-iodo-1H-pyrazolo[3,4-d]pyrimidin-4-amine as a yellow solid.

Reference 2

Synthesis of (R)-tert-butyl 3-(4-amino-3-iodo-1H-pyrazolo[3,4-d]pyrimidin-1-yl)piperidine-1-carboxylate

[0133]



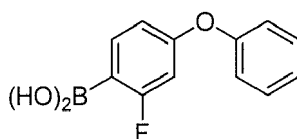
[0134] To a stirred mixture of 3-iodo-1H-pyrazolo[3,4-d]pyrimidin-4-amine (5.9 g, 22.6 mmol, 1.00 equiv), (S)-tert-butyl 3-hydroxypiperidine-1-carboxylate (10g, 50 mmol, 2.2 equiv) and triphenylphosphine (11.8g, 45 mmol, 2.0 equiv) in tetrahydrofuran (300 mL) at 10 °C was added a solution of diisopropyl azodicarboxylate in tetrahydrofuran (30 mL) dropwise in 30 min. The resulting mixture was stirred at room temperature for 12 h and then concentrated under vacuum. The residue was purified on a silica gel column eluted with dichloromethane/methanol (100/1) to give 3g of (R)-tert-butyl 3-(4-amino-3-iodo-1H-pyrazolo[3,4-d]pyrimidin-1-yl)piperidine-1-carboxylate as a yellow solid.

[0135] Proceeding as described above but substituting (S)-tert-butyl 3-hydroxypiperidine-1-carboxylate with (S)-tert-butyl 2-(hydroxymethyl)-pyrrolidine-1-carboxylate gave tert-butyl (S)-2-([4-amino-3-iodo-1H-pyrazolo[3,4-d]pyrimidin-1-yl)methyl]pyrrolidine-1-carboxylate

Reference 3

Synthesis of (2-fluoro-4-phenoxyphenyl)-boronic acid

[0136]



Step 1

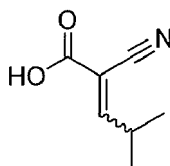
[0137] Into a 250 mL round-bottom flask, was placed a solution of 4-bromo-3-fluorophenol (5 g, 26.18 mmol, 1.00 equiv) in dichloromethane (100 mL), phenylboronic acid (3.5 g, 28.70 mmol, 1.10 equiv), $\text{Cu}(\text{AcO})_2$ (5.7 g), triethylamine (5.3 g), and 4A molecular sieves (15 g). The resulting solution was stirred overnight at room temperature. The solids were filtered out. The filtrate was dried over anhydrous sodium sulfate and concentrated under vacuum. The residue was loaded onto a silica gel column and eluted with ethyl acetate/petroleum ether (1:100-1:50). This resulted in 2 g of 1-bromo-2-fluoro-4-phenoxybenzene as colorless oil.

Step 2

[0138] Into a 100 mL 3-necked round-bottom flask purged and maintained under an inert atmosphere of nitrogen, was placed a solution of 1-bromo-2-fluoro-4-phenoxybenzene (2 g, 7.49 mmol, 1.00 equiv) in tetrahydrofuran (20 mL). BuLi (1M, 8 mL) was added dropwise with stirring at -70 to -80 °C. The resulting solution was stirred for 30 min at -70-80 °C in a liquid nitrogen bath. Tris(propan-2-yl)borate (1.7 g, 9.04 mmol, 1.21 equiv) was added dropwise with stirring at -70 to -80 °C. The resulting solution was allowed to react, with stirring, for an additional 2 h while the temperature was maintained at -70 to -80 °C. The reaction was then quenched by the addition of 100 mL of water, extracted with ethyl acetate and the organic layers were combined and dried over anhydrous sodium sulfate and concentrated under vacuum. The residue was loaded onto a silica gel column and eluted with ethyl acetate/petroleum ether (1:20) to give 1.6 g of (2-fluoro-4-phenoxyphenyl)boronic acid as a white solid.

Reference 4

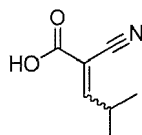
Synthesis of 2-cyano-4-methylpent-2-enoic acid

[0139]

[0140] To a solution of 2-cyanoacetic acid (8.7g, 102 mmol) in methanol (200mL) was added 2-methylpropanal (18.6 mL, 204 mmol) and the solution was stirred with a slight exotherm noted. After 30 minutes, added piperidine (11.1mL, 112 mmol) and continued stirring for 1 h before removing solvent in vacuo with gentle heating. The thick material was diluted with ether and washed with 125mL of 1.0M HCl and then washed with brine. The organic phase was dried over sodium sulfate and concentrated to afford a colorless oil weighing 11.2 g of 2-cyano-4-methylpent-2-enoic acid which precipitated on standing.

Reference 5

Synthesis of 2-cyano-4,4-dimethylpent-2-enoic acid

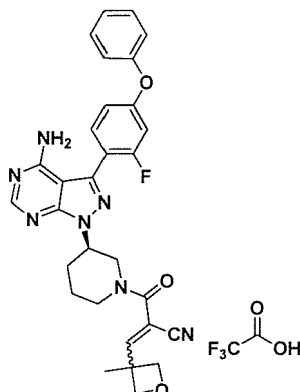
[0141]

[0142] Following the procedure used in reference for but using pivalaldehyde in place of 2-methylpropanal affords. 2-cyano-4,4-dimethylpent-2-enoic acid.

Example 1

Synthesis of 2-((R)-3-(4-amino-3-(2-fluoro-4-phenoxyphenyl)-1H-pyrazolo[3,4-d]pyrimidin-1-yl)piperidine-1-carbonyl)-3-(3-methyloxetan-3-yl)acrylonitrile trifluoroacetic acid salt

[0143]



Step 1

[0144] Into a 100-mL round-bottom flask, was placed 1,4-dioxane (40 mL), water (10 mL), tert-butyl (3R)-3-[4-amino-3-iodo-1H-pyrazolo[3,4-d]pyrimidin-1-yl]piperidine-1-carboxylate (3.108 g, 7.00 mmol, 1.00 equiv), (2-fluoro-4-phenoxyphenyl)boronic acid (1.624 g, 7.00 mmol, 1.00 equiv), potassium carbonate (2.898 g, 32.89 mmol, 4.70 equiv) and Pd(dppf)Cl₂ (57.1 mg, 0.4 mmol, 0.06 equiv). The resulting solution was stirred overnight at 80° C in an oil bath. The solids were then filtered out and the resulting solution was diluted with water. The resulting mixture was extracted with ethyl acetate. The organic layers were combined, washed with brine, dried over anhydrous sodium sulfate, filtered, and concentrated. The residue was applied onto a silica gel column with ethyl acetate/petroleum ether (1:3). This resulted in 2.7 g of tert-butyl (3R)-3-[4-amino-3-(2-fluoro-4-phenoxyphenyl)-1H-pyrazolo[3,4-d]pyrimidin-1-yl]piperidine-1-carboxylate as a black solid.

Step 2

[0145] Into a 100-mL round-bottom flask, was placed tert-butyl (3R)-3-[4-amino-3-(2-fluoro-4-phenoxyphenyl)-1H-pyrazolo[3,4-d]pyrimidin-1-yl]piperidine-1-carboxylate (2.7 g, 5.35 mmol, 1.00 equiv) and dichloromethane (20 mL). This was followed by the addition of trifluoroacetic acid (5 mL). The resulting solution was stirred for 3 h at room temperature. The resulting mixture was concentrated under vacuum. This resulted in 2.6 g (crude) of 3-(2-fluoro-4-phenoxyphenyl)-1-[(3R)-piperidin-3-yl]-1H-pyrazolo[3,4-d]pyrimidin-4-amine as a brown oil.

Step 3

[0146] Into a 50-mL round-bottom flask, was placed TEA (5.05 g, 49.91 mmol, 10.0equiv) 3-(2-fluoro-4-phenoxyphenyl)-1-[(3R)-piperidin-3-yl]-1H-pyrazolo[3,4-d]pyrimidin-4-amine (2.02 g, 4.99 mmol, 1.00 equiv), 2-cyanoacetic acid (510 mg, 6.00 mmol, 1.20 equiv), HATU (2.28 g, 6.00 mmol, 1.20 equiv) and N,N-dimethylformamide (40 mL). The resulting solution was stirred for 4 h at room temperature and then diluted with 200 mL of water. The resulting solution was extracted with ethyl acetate and the organic layers were combined, washed with brine, dried over anhydrous sodium sulfate, filtered and concentrated under vacuum. This resulted in 600 mg of 3-[(3R)-3-[4-amino-3-(2-fluoro-4-phenoxyphenyl)-1H-pyrazolo[3,4-d]pyrimidin-1-yl]piperidin-1-yl]-3-oxopropanenitrile as a light yellow solid.

Step 4

[0147] Into a 50-mL round-bottom flask, was placed a solution of 3-[(3R)-3-[4-amino-3-(2-fluoro-4-phenoxyphenyl)-1H-pyrazolo[3,4-d]pyrimidin-1-yl]piperidin-1-yl]-3-oxopropanenitrile (300 mg, 0.64 mmol, 1.00 equiv) in toluene (10 mL), 3-methyloxetane-3-carbaldehyde (127.4 mg, 1.27 mmol, 2.00 equiv) and piperidine (108.2 mg, 1.27 mmol, 2.00 equiv). The resulting solution was stirred for 4 h at 110° C in an oil bath and then cooled and concentrated under vacuum. The residue was applied onto a silica gel column and purified with ethyl acetate. This resulted in product (80 mg), which was

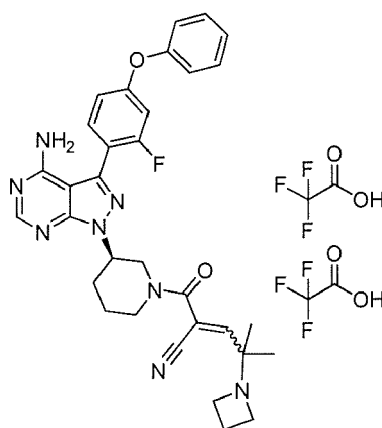
re-purified by Prep-HPLC with the following conditions (1#-Pre-HPLC-005(Waters)): Column, SunFire Prep C18 19*150mm 5um; mobile phase, water with 0.05% trifluoroacetic acid and CH₃CN (10% CH₃CN up to 70% in 10 min); Detector, 254 nm. This resulted in 22.9 mg (5%) of 2-((R)-3-(4-amino-3-(2-fluoro-4-phenoxyphenyl)-1H-pyrazolo[3,4-d]pyrimidin-1-yl)piperidine-1-carbonyl)-3-(3-methyloxetan-3-yl)acrylonitrile trifluoroacetic acid salt as a white solid. LC-MS (ES, *m/z*): [M-CF₃COOH+H]⁺ 554.

[0148] Proceeding as described in Steps 1, 2 and 3 above but substituting tert-butyl (3R)-3-[4-amino-3-iodo-1H-pyrazolo[3,4-d]pyrimidin-1-yl]piperidine-1-carboxylate with tert-butyl (S)-2-([4-amino-3-iodo-1H-pyrazolo[3,4-d]pyrimidin-1-yl]methyl)pyrrolidine-1-carboxylate, (S)-3-(2-((4-amino-3-(2-fluoro-4-phenoxyphenyl)-1H-pyrazolo[3,4-d]pyrimidin-1-yl)-methyl)pyrrolidin-1-yl)-3-oxopropanenitrile was synthesized.

Example 2

Synthesis of 2-((R)-3-(4-amino-3-(2-fluoro-4-phenoxyphenyl)-1H-pyrazolo[3,4-d]pyrimidin-1-yl)piperidine-1-carbonyl)-4-(azetidin-1-yl)-4-methylpent-2-enitrile bis (2,2,2-trifluoroacetate)

[0149]



Step1

[0150] To a solution of 2-bromo-2-methylpropanal (0.6 g, 4 mmol, 1.0 equiv) in Et₂O (20 mL) at 0 °C was added azetidine (684 mg, 12 mmol, 3.0 equiv) dropwise. The resulting mixture was stirred at 0 °C for 2 hours. The mixture was diluted with water, and extracted with Et₂O. The combined organic layer was dried over anhydrous sodium sulfate. The solids were filtered and the solvent concentrated under vacuum. This resulted in 208 mg (41 %) of 2-(azetidin-1-yl)-2-methylpropanal as a colorless oil.

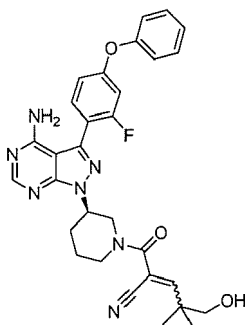
Step2

[0151] A solution of 3-((R)-3-(4-amino-3-(2-fluoro-4-phenoxyphenyl)-1H-pyrazolo[3,4-d]pyrimidin-1-yl) piperidin-1-yl)-3-oxopropanenitrile (200 mg, 0.43 mmol, 1.0 equiv), 2-(azetidin-1-yl)-2-methylpropanal (136.5 mg, 2.15 mmol, 5.0 equiv) and piperidine (73.1 mg, 0.86 mmol, 2.0 equiv) in toluene (10 mL) was stirred at 120 °C for 3 hours. The mixture was then concentrated and the crude product was purified by prep-HPLC. This resulted in 39.8 mg of 2-((R)-3-(4-amino-3-(2-fluoro-4-phenoxyphenyl)-1H-pyrazolo[3,4-d]pyrimidin-1-yl) piperidine-1-carbonyl)-4-(azetidin-1-yl)-4-methylpent-2-enitrile bis (2,2,2-trifluoroacetate) as a white solid. LCMS (ESI, pos. ion) *m/z*: 581 (M-2TFA+1).

Example 3

Synthesis of (R)-2-(3-(4-amino-3-(2-fluoro-4-phenoxyphenyl)-1H-pyrazolo[3,4-d]pyrimidin-1-yl)piperidine-1-carbonyl)-5-hydroxy-4,4-dimethylpent-2-enitrile

[0152]



Step 1

[0153] To a mixture of 2,2-dimethylpropane-1,3-diol (5.9g, 48.01mmol) and imidazole (4.9g, 71.97mmol) in DCM (100mL) was added TMS-Cl (7.9g, 52.42mmol) and the resultant slurry stirred at rt for 1h. After washing with water and brine, the organic phase was dried over sodium sulfate, filtered, concentrated and purified via column chromatography with 90:10 Hexanes: ethyl acetate to yield 6.5 g of 3-((tert-butyldimethylsilyl)oxy)-2,2-dimethylpropan-1-ol as a colorless oil.

Step 2

[0154] A crude mixture of 3-[tert-butyl(dimethyl)silyl]oxy-2,2-dimethyl-propanal (1.15g, 5.31mmol) was prepared by addition of 1.1 equivalents of Dess-Martin periodinane to a solution of 3-((tert-butyldimethylsilyl)oxy)-2,2-dimethylpropan-1-ol in 25 mL of DCM at 0° C. After 1 h, the slurry was diluted with hexanes and filtered over a plug of silica. The residue was concentrated to a thick oil and then dissolved in DCM (10mL). 3-[(3R)-3-[4-Amino-3-(2-fluoro-4-phenoxy-phenyl)pyrazolo[3,4-d]pyrimidin-1-yl]-1-piperidyl]-3-oxo-propanenitrile (236.79 mg, 0.5000 mmol) was added, then TMS-Cl (0.2 mL, 1.59 mmol), followed by pyrrolidine (0.13 mL, 1.59 mmol). The solution was stirred at rt, monitoring the reaction by LCMS. After 16 h, the mixture was partitioned between water and DCM and then the organic phase was washed with brine and dried over sodium sulfate. Filtration and removal of solvents afforded a colorless oil that was purified by silica gel chromatography (9:1 to 90:10 methylene chloride:MeOH gradient) to afford 350 mg of (R)-2-(3-(4-amino-3-(2-fluoro-4-phenoxyphenyl)-1H-pyrazolo[3,4-d]pyrimidin-1-yl)piperidine-1-carbonyl)-5-((tert-butyldimethylsilyl)oxy)-4,4-dimethylpent-2-enenitrile.

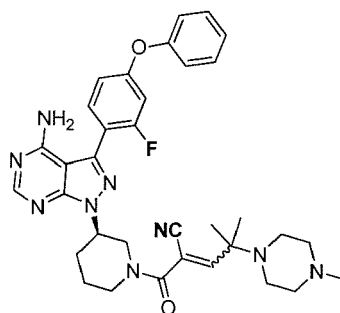
Step 3

[0155] To a solution of 2-[(3R)-3-[4-amino-3-(2-fluoro-4-phenoxy-phenyl)pyrazolo[3,4-d]pyrimidin-1-yl]piperidine-1-carbonyl]-5-[tert-butyl(dimethyl)silyl]oxy-4,4-dimethyl-pent-2-enenitrile (350 mg, 0.5200 mmol) in DCM (5 mL) was added approximately 2.5 ml of TFA and the solution was stirred at rt overnight. The next day the compound was partitioned between water and dichloromethane and the organic phase was dried over sodium sulfate. After filtration and removal of solvents the crude material was flash purified (99:1-92:8 gradient DCM:MeOH). The clean fractions were concentrated, dissolved in a minimum of acetonitrile and water, frozen and lyophilized to obtain a colorless powder weighing 46 mg of (R)-2-(3-(4-amino-3-(2-fluoro-4-phenoxyphenyl)-1H-pyrazolo[3,4-d]pyrimidin-1-yl)piperidine-1-carbonyl)-5-hydroxy-4,4-dimethylpent-2-enenitrile. LC-MS (ES, *m/z*): 557 [M+H].

Example 4

Synthesis of 2-[(3R)-3-[4-amino-3-(2-fluoro-4-phenoxyphenyl)-1H-pyrazolo[3,4-d]pyrimidin-1-yl]piperidine-1-carbonyl]-4-methyl-4-(4-methylpiperazin-1-yl)pent-2-enenitrile

[0156]



Step 1

[0157] Into a 50-mL 3-necked round-bottom flask, was placed a solution of 2-bromo-2-methylpropanal (2 g, 13.24 mmol, 1.00 equiv) in ether (10 mL). This was followed by the addition of 1-methylpiperazine (4.66 g, 46.52 mmol, 3.51 equiv) dropwise at 0°C. The resulting solution was stirred at room temperature overnight. The solid was filtered off. The filtrate was diluted with water. The resulting mixture was washed with ether. The pH value of the aqueous layers was adjusted to 12 with potassium carbonate. The resulting solution was extracted with dichloromethane and the organic layers combined, washed with brine, dried over sodium sulfate and concentrated under vacuum. This resulted in 740 mg of 2-methyl-2-(4-methylpiperazin-1-yl)propanal as a yellow oil.

Step 2

[0158] Into a 500-mL round-bottom flask, was placed N,N-dimethylformamide (20 mL), 3-(2-fluoro-4-phenoxyphenyl)-1-[(3R)-piperidin-3-yl]-1H-pyrazolo[3,4-d]pyrimidin-4-amine (8.04 g, 19.88 mmol, 1.00 equiv), 2-cyanoacetic acid (2.0 g, 23.51 mmol, 1.18 equiv), HATU (9.12 g, 24.00 mmol, 1.21 equiv) and TEA (21.2 mL, 10.00 equiv). The resulting solution was stirred for 4 h at room temperature and then diluted with 500 mL of water. The resulting solution was extracted with 4x300 mL of ethyl acetate. The organic layers were combined, washed with brine, dried over sodium sulfate, filtrated and concentrated under vacuum. This resulted in 6.2 g of 3-[(3R)-3-[4-amino-3-(2-fluoro-4-phenoxyphenyl)-1H-pyrazolo[3,4-d]pyrimidin-1-yl]piperidin-1-yl]-3-oxopropanenitrile as a yellow solid.

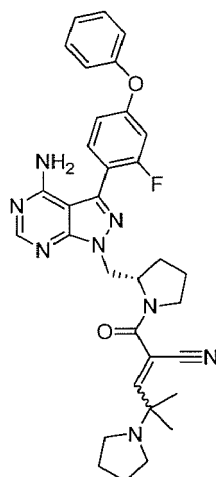
Step 3

[0159] Into a 100-mL round-bottom flask, was placed a solution of toluene (10 mL), 3-[(3R)-3-[4-amino-3-(2-fluoro-4-phenoxyphenyl)-1H-pyrazolo[3,4-d]pyrimidin-1-yl]piperidin-1-yl]-3-oxopropanenitrile (300 mg, 0.64 mmol, 1.00 equiv), 2-methyl-2-(4-methylpiperazin-1-yl)propanal (541.45 mg, 3.18 mmol, 5.00 equiv), and piperidine (108.29 mg, 1.27 mmol, 2.00 equiv). The resulting solution was stirred for 3 h at 120°C in an oil bath. The resulting mixture was concentrated under vacuum. The residue was applied onto a silica gel column with ethyl acetate:MeOH (5:1). The crude product (70 mg) was purified by Flash-Prep-HPLC with the following conditions (IntelFlash-1): Column, C₁₈ silica gel; mobile phase, H₂O(0.5%TFA)/CH₃CN=10% increasing to H₂O(0.5%TFA)/CH₃CN=40% within 10 min; Detector, UV 254 nm. This resulted in 46.4 mg (12%) of 2-[(3R)-3-[4-amino-3-(2-fluoro-4-phenoxyphenyl)-1H-pyrazolo[3,4-d]pyrimidin-1-yl]piperidin-1-yl]carbonyl-4-methyl-4-(4-methylpiperazin-1-yl)pent-2-enenitrile as a white solid. LC-MS-PH-PBF-003-96-0: (ES, *m/z*): [M+H]⁺ 625

Example 5

Synthesis of (S)-2-(2-((4-amino-3-(2-fluoro-4-phenoxyphenyl)-1H-pyrazolo[3,4-d]pyrimidin-1-yl)-methyl)pyrrolidine-1-carbonyl)-4-methyl-4-(pyrrolidin-1-yl)pent-2-enenitrile

[0160]



Step 1

[0161] To a solution of 2-methylpropanal (5.6 mL, 61.8 mmol) in DCM (75 mL) cooled with an ice bath was added bromine (3.2 mL, 61.8 mmol) dropwise. After 1 hr, the solution was evaporated, stirred in DCM (8 ml) at room temperature and pyrrolidine (0.94 mL, 11.26 mmol) was added. After stirring 4 h, the mixture was diluted with brine and the layers separated. The organic layer was washed with 1M HCl and then the aqueous layer was basified with KOH to pH = 10-11. This was then extracted with DCM and the organic layers were combined, dried (MgSO₄), filtered and concentrated to isolate 2-methyl-2-pyrrolidin-1-yl-propanal oil as an oil.

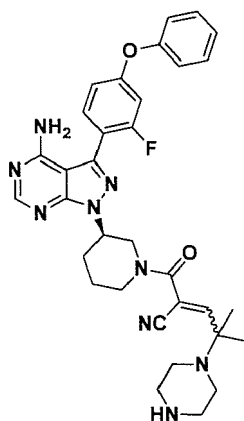
Step2

[0162] To a mixture of (S)-3-(2-((4-amino-3-(2-fluoro-4-phenoxyphenyl)-1H-pyrazolo[3,4-d]pyrimidin-1-yl)methyl)pyrrolidin-1-yl)-3-oxopropanenitrile (285 mg, 0.60 mmol), 2-methyl-2-pyrrolidin-1-yl-propanal (719 mg, 5.1 mmol) and pyrrolidine (0.23 mL, 2.8 mmol) in DCM (6 mL) at room temperature was added chloro(trimethyl)silane (0.23 mL, 1.8 mmol). After stirring 90 min, the solution was diluted with sat. NaHCO₃ and extracted with DCM. The organic layers were combined, dried (MgSO₄), filtered and concentrated. The crude material was purified by Isolera (10 g column:0%-15% iPrOH/DCM) to obtain 270 mg of (S)-2-(2-((4-amino-3-(2-fluoro-4-phenoxyphenyl)-1H-pyrazolo[3,4-d]pyrimidin-1-yl)methyl)pyrrolidine-1-carbonyl)-4-methyl-4-(pyrrolidin-1-yl)pent-2-enenitrile. MS (pos. ion) m/z: 595 (M+1).

Example 6

Synthesis of 2-((R)-3-(4-amino-3-(2-fluoro-4-phenoxyphenyl)-1H-pyrazolo[3,4-d]pyrimidin-1-yl)piperidine-1-carbonyl)-4-methyl-4-(piperazin-1-yl)pent-2-enenitrile

[0163]



Step1

[0164] Into a 250-mL round-bottom flask, was placed a solution of 2-bromo-2-methylpropanal (5 g, 33.11 mmol, 1.00 equiv) and tert-butyl piperazine-1-carboxylate (18.6 g, 99.87 mmol, 3.02 equiv) in ether (80 mL). The resulting solution was stirred overnight at 25° C. The solids were filtered out. The organic filtrate was washed with water, dried over anhydrous sodium sulfate and concentrated under vacuum to give 6 g of tert-butyl 4-(2-methyl-1-oxopropan-2-yl)piperazine-1-carboxylate as a white solid.

Step2

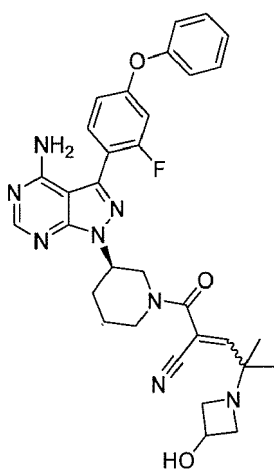
[0165] Into a 100-mL round-bottom flask, was placed 3-[(3R)-3-[4-amino-3-(2-fluoro-4-phenoxyphenyl)-1H-pyrazolo[3,4-d]pyrimidin-1-yl]piperidin-1-yl]-3-oxopropanenitrile (300 mg, 0.64 mmol, 1.00 equiv), piperidine (110 mg, 1.29 mmol, 2.03 equiv), toluene (30 mL) and tert-butyl 4-(2-methyl-1-oxopropan-2-yl)piperazine-1-carboxylate (820 mg, 3.20 mmol, 5.03 equiv). The resulting solution was heated to reflux overnight. The reaction was quenched by the addition of water. The resulting solution was extracted with ethyl acetate and the organic layers were combined, washed with brine, dried over anhydrous sodium sulfate, filtered and concentrated under vacuum. The residue was applied onto a silica gel column with ethyl acetate/petroleum ether (1:3 to 1:5). This resulted in 170 mg of (R)-tert-butyl 4-(5-(3-(4-amino-3-(2-fluoro-4-phenoxyphenyl)-1H-pyrazolo[3,4-d]pyrimidin-1-yl)piperidin-1-yl)-4-cyano-2-methyl-5-oxopent-3-en-2-yl)piperazine-1-carboxylate as yellow oil.

Step3

[0166] Into a 30-mL round-bottom flask cooled to 0°C, was placed dichloromethane (8 mL), (R)-tert-butyl 4-(5-(3-(4-amino-3-(2-fluoro-4-phenoxyphenyl)-1H-pyrazolo[3,4-d]pyrimidin-1-yl)piperidin-1-yl)-4-cyano-2-methyl-5-oxopent-3-en-2-yl)piperazine-1-carboxylate (170 mg, 0.24 mmol, 1.00 equiv), and trifluoroacetic acid (2 mL). The resulting solution was stirred for 3 h at 25° C. The resulting mixture was concentrated under vacuum and the residue was dissolved in DCM. The resulting mixture was washed with 20 mL of aqueous potassium carbonate. The organic layer was dried over anhydrous sodium sulfate, concentrated to give the crude product. The crude product was purified by re-crystallization from ether. This resulted in 27 mg of 2-((R)-3-(4-amino-3-(2-fluoro-4-phenoxyphenyl)-1H-pyrazolo[3,4-d]pyrimidin-1-yl)piperidine-1-carbonyl)-4-methyl-4-(piperazin-1-yl)pent-2-enenitrile as a light yellow solid. LCMS (ESI, pos. ion) m/z: 610 (M+1).

Example 7

Synthesis of 2-((R)-3-(4-amino-3-(2-fluoro-4-phenoxyphenyl)-1H-pyrazolo[3,4-d]pyrimidin-1-yl)piperidine-1-carbonyl)-4-(3-hydroxyazetidin-1-yl)-4-methylpent-2-enenitrile

[0167]

Step 1

[0168] To a solution of azetidin-3-ol hydrochloride (5.11 g, 46.7 mmol, 1.0 equiv) and 1H-imidazole (9.52 g, 140 mmol,

3.0 equiv) in DCM (100 mL) at 0° C was added TBDPSCI (19.18 g, 70 mmol, 1.5 equiv) dropwise. The resulting mixture was stirred at rt overnight and then diluted with water, and extracted with DCM. The combined organic layer was dried over anhydrous sodium sulfate, filtered and concentrated under vacuum. The crude product was eluted over a silica gel with DCM/MeOH=100/1 to 10/1 to give 12 g of 3-(tert-butyldiphenylsilyloxy) azetidine as a colorless oil.

Step 2

[0169] To a solution of 2-bromo-2-methylpropanal (2.14 g, 14.3 mmol, 1.0 equiv) in Et₂O (150 mL) at 0°C was added 3-(tert-butyldiphenylsilyloxy)azetidine (13.3 g, 42.9 mmol, 3.0 equiv) dropwise. The resulting mixture was stirred at 0° C for 3 h. The mixture was diluted with water and then extracted with Et₂O. The combined organic layer was dried over anhydrous sodium sulfate, filtered and concentrated under vacuum. The crude product was applied onto a silica gel with petroleum ether/ethyl acetate = 20/1 to 5/1. This resulted in 2.4 g (44%) of 2-(3-(tert-butyldiphenylsilyloxy) azetidin-1-yl)-2-methylpropanal as a colorless oil.

Step 3

[0170] To a solution of 3-((R)-3-(4-amino-3-(2-fluoro-4-phenoxyphenyl)-1H-pyrazolo[3,4-d]pyrimidin-1-yl)piperidin-1-yl)-3-oxopropanenitrile (471 mg, 1 mmol, 1.0 equiv), 2-(3-(tert-butyldiphenylsilyloxy)azetidin-1-yl)-2-methylpropanal (762 mg, 2 mmol, 2.0 equiv) and pyrrolidine (284 mg, 4 mmol, 4.0 equiv) in DCM (20 mL) was added dropwise chlorotrimethylsilane (216 mg, 2 mmol, 2.0 equiv). The resulting mixture was stirred at rt overnight. The mixture was concentrated and the crude product was purified by column chromatography using ethyl acetate/ MeOH = (100/1 to 20/1). This resulted in 0.3 g (36%) of 2-((R)-3-(4-amino-3-(2-fluoro-4-phenoxyphenyl)-1H-pyrazolo[3, 4-d]pyrimidin-1-yl) piperidine-1-carbonyl)-4-(3-(tert-butyldiphenylsilyloxy)azetidin-1-yl)-4-methylpent-2-enenitrile as a light yellow solid.

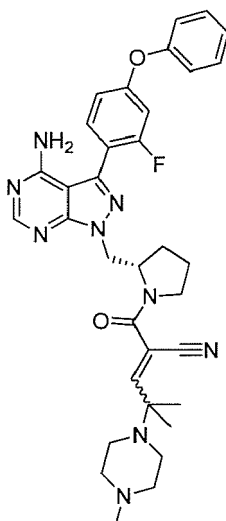
Step 4

[0171] To a solution of 2-((R)-3-(4-amino-3-(2-fluoro-4-phenoxyphenyl)-1H-pyrazolo [3, 4-d]pyrimidin-1-yl)piperidine-1-carbonyl)-4-(3-(tert-butyldiphenylsilyloxy)azetidin-1-yl)-4-methylpent-2-enenitrile (300 mg, 0.36 mmol, 1.0 equiv) in THF (8 mL) was added a solution of 1 M TBAF in THF (0.432 mL, 0.432 mmol). The resulting mixture was stirred at rt overnight. The mixture was concentrated and the crude product was purified by prep-HPLC eluting with CH₃CN/H₂O (0.05% TFA). The organic phase was removed under reduced pressure and the resulting aqueous solution was diluted with sat. Na₂CO₃ solution and extracted with DCM. The combined organic layer was washed with brine, dried over anhydrous sodium sulfate, filtered and concentrated under vacuum. This resulted in 18.1 mg of 2-((R)-3-(4-amino-3-(2-fluoro-4-phenoxyphenyl)-1H-pyrazolo[3, 4-d]pyrimidin-1-yl)piperidine-1-carbonyl)-4-(3-hydroxyazetidin-1-yl)-4-methylpent-2-enenitrile as a white solid. LCMS (ESI, pos. ion) m/z: 597 (M+1).

Example 8

Synthesis of 2-[(2S)-2-[[4-amino-3-(2-fluoro-4-phenoxyphenyl)pyrazolo[3,4-d]pyrimidin-1-yl]-methyl]pyrrolidine-1-carbonyl]-4-methyl-4-(4-methylpiperazin-1-yl)pent-2-enenitrile

[0172]



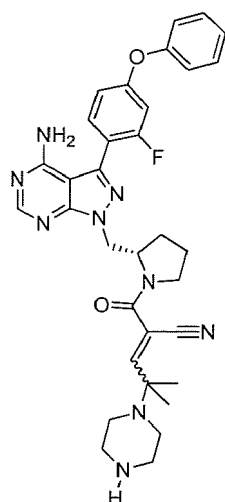
[0173] To a solution of 2-methyl-2-(4-methylpiperazin-1-yl)propanal (108.3 mg, 0.6400 mmol) in MeCN (6 mL), was added pyrrolidine (0.11 mL, 1.27 mmol). The reaction mixture was cooled to 0° C, followed by the addition TMS-Cl (0.11 mL, 0.85 mmol). The ice bath was removed and the mixture stirred for 10 min before adding 3-[(2S)-2-[[4-amino-3-(2-fluoro-4-phenoxyphenyl)pyrazolo[3,4-d]pyrimidin-1-yl]methyl]pyrrolidin-1-yl]-3-oxo-propanenitrile (100 mg, 0.210 mmol). The mixture was stirred for 3 h at room temperature, checking progress by TLC and LC-MS. To the mixture was added 15 ml water and extracted with dichloromethane. The combined organic layer was washed by brine, dried over by Na₂SO₄, filtered, and evaporated. The residues was loaded on TLC plate and purified using MeOH:CH₂Cl₂ =9 :100 to get pure product 2-[(2S)-2-[[4-amino-3-(2-fluoro-4-phenoxyphenyl)pyrazolo[3,4-d]pyrimidin-1-yl]methyl]pyrrolidine-1-carbonyl]-4-methyl-4-(4-methylpiperazin-1-yl)pent-2-enenitrile (93mg, 0.1491mmol, 70.30 % yield) as a light yellow powder. LC-MS (ES, *m/z*): 625 [M+H].

Example 8A: Proceeding as described above but substituting 2-methyl-2-(4-methylpiperazin-1-yl)propanal with 2-methyl-2-(4-ethylpiperazin-1-yl)propanal, 2-[(2S)-2-[[4-amino-3-(2-fluoro-4-phenoxyphenyl)pyrazolo[3,4-d]pyrimidin-1-yl]methyl]pyrrolidine-1-carbonyl]-4-methyl-4-(4-ethylpiperazin-1-yl)pent-2-enenitrile was synthesized.

Example 9

Synthesis of 2-[(2S)-2-[[4-amino-3-(2-fluoro-4-phenoxyphenyl)pyrazolo[3,4-d]pyrimidin-1-yl]methyl]pyrrolidine-1-carbonyl]-4-methyl-4-piperazin-1-yl-pent-2-enenitrile

[0174]



Step 1

[0175] The 2-methylpropanal (1 mL, 10.96 mmol) was stirred in DCM (10 mL) while being cooled with an ice bath. Bromine (0.62 mL, 12.05 mmol) was slowly added via addition funnel over a 15 min period. After 1 hr of stirring at 0 °C, the reaction was concentrated to a light yellow liquid. This was redissolved in DCM (10 mL) and cooled with an ice bath while the tert-butyl piperazine-1-carboxylate (2.04 g, 10.96 mmol) was slowly added (diluted with 5-10 mL of DCM) over a 30 minute period. The cooling bath was removed and the reaction mixture was stirred at room temperature overnight, the mixture was washed with brine, then the remaining DCM layer was dried by Na₂SO₄, filtered and concentrated to collect tert-butyl 4-(1,1-dimethyl-2-oxo-ethyl)piperazine-1-carboxylate as a light yellow solid which was used directly without further purification.

Step 2

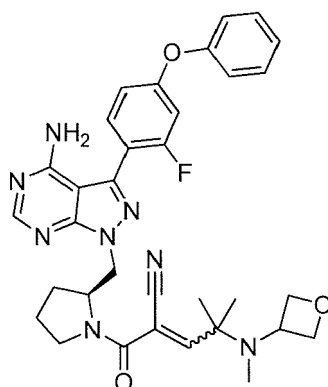
[0176] To a solution of tert-butyl 4-(1,1-dimethyl-2-oxo-ethyl)piperazine-1-carboxylate (326.2 mg, 1.27 mmol) in DCM (6 mL), was added pyrrolidine (0.17 mL, 2.04 mmol). The reaction mixture was cooled to 0 °C, followed by the addition TMS-Cl (0.13 mL, 1.02 mmol). The ice bath was removed and the mixture stirred for 10 min before adding 3-[(2S)-2-[[4-amino-3-(2-fluoro-4-phenoxy-phenyl)pyrazolo[3,4-d]pyrimidin-1-yl]methyl]pyrrolidin-1-yl]-3-oxo-propanenitrile (120 mg, 0.250 mol). The mixture was stirred for 4 h at room temperature, at which point TLC and LC-MS showed the reaction was finished. To the mixture was added 30 ml water, the layers separated and the aq. layer was extracted with CH₂Cl₂. The combined organic layer was washed with brine, dried over Na₂SO₄, filtered, and the solvent removed in vacuo. The residue was dissolved in minimum CH₂Cl₂, loaded on a silica gel column and purified by MeOH/CH₂Cl₂(1/4) : EtOAc 20- 30% gradient to get pure product tert-butyl 4-[4-[(2S)-2-[[4-amino-3-(2-fluoro-4-phenoxy-phenyl)pyrazolo[3,4-d]pyrimidin-1-yl]methyl]pyrrolidin-1-yl]-3-cyano-1,1-dimethyl-4-oxo-but-2-enyl]piperazine-1-carboxylate as light yellow oil

Step 3

[0177] To a solution of 4N HCl in dioxane (0.5 mL, 0.050 mmol) in THF (1mL) in the ice bath, was added tert-butyl 4-[4-[(2S)-2-[[4-amino-3-(2-fluoro-4-phenoxy-phenyl)pyrazolo[3,4-d]pyrimidin-1-yl]methyl]pyrrolidin-1-yl]-3-cyano-1,1-dimethyl-4-oxo-but-2-enyl]piperazine-1-carboxylate (32.9 mg, 0.050 mmol). The ice bath was removed, the reaction mixture was stirred for 4 h at room temperature at which point TLC and LC-MS showed the reaction was finished. The mixture was concentrated in vacuo, adjusted with NaHCO₃ to pH 6-7, and the aq. layer extracted with CH₂Cl₂. The combined organic layer was washed by brine, dried over Na₂SO₄, filtered, and the solvent removed to get product 2-[(2S)-2-[[4-amino-3-(2-fluoro-4-phenoxy-phenyl)pyrazolo[3,4-d]pyrimidin-1-yl]methyl]pyrrolidine-1-carbonyl]-4-methyl-4-[methyl(oxetan-3-yl)amino]pent-2-enenitrile (24 mg, 0.039 mmol, 85 % yield) as an off white powder. LC-MS (ES, *m/z*): 610 [M+H]

Example 10

Synthesis of 2-[(2S)-2-[[4-amino-3-(2-fluoro-4-phenoxy-phenyl)pyrazolo[3,4-d]pyrimidin-1-yl]methyl]pyrrolidine-1-carbonyl]-4-methyl-4-[methyl(oxetan-3-yl)amino]pent-2-enenitrile

[0178]

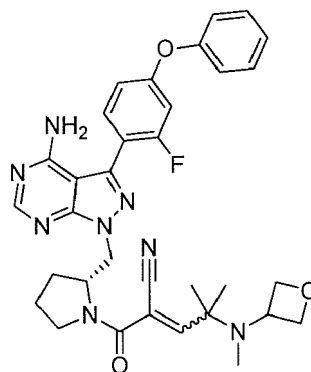
Step 1

[0179] The 2-methylpropanal (0.5 mL, 5.48 mmol) was stirred in DCM (10 mL) while being cooled with an ice bath. Bromine (0.31 mL, 6.03 mmol) was slowly added via addition funnel over a 15 min period. After 1 h of stirring at 0 °C, the reaction was concentrated to a light yellow liquid. This was redissolved in DCM (5 mL) and cooled with an ice bath while the N-methyloxetan-3-amine (0.49 mL, 5.48 mmol) was slowly added (diluted with 5-10 mL of DCM) over a 10 minute period. Then the cooling bath was removed and the reaction mixture was stirred at room temperature overnight. The mixture was washed with brine, then the remaining DCM layer was washed by 0.5N HCl. The combined aq. layer was adjusted with KOH to pH 10-11, extracted with CH₂Cl₂, and the combined organic layer was washed with brine and dried by Na₂SO₄, filtered and concentrated to collect 2-methyl-2-[methyl(oxetan-3-yl)amino]propanal as a light yellow liquid. The crude material was used in the next step directly without further purification.

Step 2

[0180] To a solution of 2-methyl-2-[methyl(oxetan-3-yl)amino]propanal (100.0 mg, 0.6400 mmol) in DCM (5 mL), was added pyrrolidine (0.06 mL, 0.760 mmol). The reaction mixture was cooled to 0° C, followed by addition of TMS-Cl (0.06 mL, 0.51 mmol), the ice bath was removed and reaction mixture was stirred for 10 minutes before adding 3-[(2S)-2-[[4-amino-3-(2-fluoro-4-phenoxy-phenyl)pyrazolo[3,4-d]pyrimidin-1-yl]methyl]pyrrolidin-1-yl]-3-oxo-propanenitrile (60 mg, 0.13 mmol). The mixture was stirred for 50 minutes and the reaction was deemed finished by checking progress through TLC and LC-MS. The reaction mixture was washed by 15 ml Sat. Na₂HCO₃ and the layers separated. The aq. layer was extracted with CH₂Cl₂ and the combined organic layer was washed with brine, dried over Na₂SO₄, filtered, and the solvent removed. The residue was loaded on silica gel column and purified by [MeOH:CH₂Cl₂(1:4)]: EtOAc 20%, 30% to get pure product 2-[(2S)-2-[[4-amino-3-(2-fluoro-4-phenoxy-phenyl)pyrazolo[3,4-d]pyrimidin-1-yl]methyl]pyrrolidine-1-carbonyl]-4-methyl-4-[methyl(oxetan-3-yl)amino]pent-2-enenitrile (61.8mg, 0.1012mmol, 79.5% yield) as off white solid. LC-MS (ES, *m/z*): 612 [M+H]

Example 10a

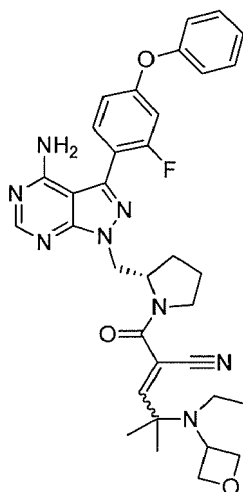
[0181]

[0182] Proceeding as described above but substituting (R)-3-(2-((4-amino-3-(2-fluoro-4-phenoxyphenyl)-1H-pyrazolo[3,4-d]pyrimidin-1-yl)methyl)pyrrolidin-1-yl)-3-oxopropanenitrile for (S)-3-(2-((4-amino-3-(2-fluoro-4-phenoxyphenyl)-1H-pyrazolo[3,4-d]pyrimidin-1-yl)methyl)pyrrolidin-1-yl)-3-oxopropanenitrile, (R)-2-(2-((4-amino-3-(2-fluoro-4-phenoxyphenyl)-1H-pyrazolo[3,4-d]pyrimidin-1-yl)methyl)pyrrolidine-1-carbonyl)-4-(methyl(oxetan-3-yl)amino)-4-methylpent-2-enenitrile was obtained. LC-MS (ES, *m/z*): 612 [M+H]

Example 10b

(S)-2-((4-amino-3-(2-fluoro-4-phenoxyphenyl)-1H-pyrazolo[3,4-d]pyrimidin-1-yl)methyl)pyrrolidine-1-carbonyl)-4-(ethyl(oxetan-3-yl)amino)-4-methylpent-2-enenitrile

[0183]

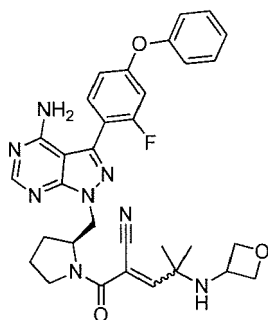


[0184] Proceeding as described above but substituting N-ethyloxetan-3-amine for N-methyloxetan-3-amine, (S)-2-((4-amino-3-(2-fluoro-4-phenoxyphenyl)-1H-pyrazolo[3,4-d]pyrimidin-1-yl)methyl)pyrrolidine-1-carbonyl)-4-(ethyl(oxetan-3-yl)amino)-4-methylpent-2-enenitrile was obtained. LC-MS (ES, *m/z*): 626 [M+H]

Example 11

Synthesis of 2-[(2S)-2-[[4-amino-3-(2-fluoro-4-phenoxy-phenyl)pyrazolo[3,4-d]pyrimidin-1-yl]methyl]pyrrolidine-1-carbonyl]-4-methyl-4-(oxetan-3-ylamino)pent-2-enenitrile

[0185]



Step 1

[0186] 2-Methylpropanal (0.5 mL, 5.48 mmol) was stirred in DCM (10 mL) while being cooled with an ice bath. Bromine (0.31 mL, 6.03 mmol) was slowly added via addition funnel over a 15 min period. After 1 h of stirring at 0 °C, the reaction was concentrated to a light yellow liquid. This was redissolved in DCM (5 mL) cooled with an ice bath while the oxetan-3-amine (0.39 mL, 5.48 mmol) was slowly added (diluted with 5-10 mL of DCM) over a 10 minute period, then the cooling bath was removed and the reaction mixture was stirred at room temperature overnight. The mixture was then washed with brine and the remaining DCM layer was washed by 0.5N HCl. The combined aq. layer was adjusted with KOH to pH 10-11, extracted with CH₂Cl₂, and the combined organic layer was washed with brine and dried over Na₂SO₄, filtered and concentrated to collect 2-methyl-2-(oxetan-3-ylamino)propanal as a light yellow liquid. The crude material was used in the next step directly without further purification.

Step 2

[0187] To a solution of 2-methyl-2-(oxetan-3-ylamino)propanal (106.3 mg, 0.7400 mmol) in DCM (5 mL) was added pyrrolidine (0.07 mL, 0.890 mmol). The reaction mixture was cooled to 0 °C, followed by addition TMS-Cl (0.08 mL, 0.59 mmol). The ice bath was removed and the reaction mixture was stirred at room temperature for 10 minutes before adding 3-[(2S)-2-[[4-amino-3-(2-fluoro-4-phenoxy-phenyl)pyrazolo[3,4-d]pyrimidin-1-yl]methyl]pyrrolidin-1-yl]-3-oxo-pro-

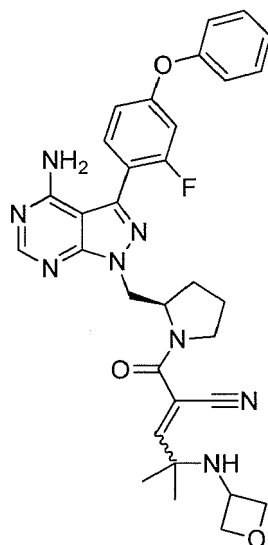
EP 3 181 567 A1

panenitrile (70 mg, 0.1500mmol). The mixture was stirred for 50 minutes at which point it was deemed finished by checking TLC and LC-MS. The mixture was washed with saturated Na_2HCO_3 and the layers separated. The aq. layer was extracted with CH_2Cl_2 , and the combined organic layer was washed with brine, dried over Na_2SO_4 , filtered, and the solvent removed. The residue was loaded on silica gel plate, flashed by $[\text{MeOH}:\text{CH}_2\text{Cl}_2(1:4)]$: EtOAc 50%, 60% to get pure product 2-[(2S)-2-[[4-amino-3-(2-fluoro-4-phenoxy-phenyl)pyrazolo[3,4-d]pyrimidin-1-yl]methyl]pyrrolidine-1-carbonyl]-4-methyl-4-(oxetan-3-ylamino)pent-2-enenitrile (35.6 mg, 0.0597 mmol, 40.2% yield) as an off white solid. LC-MS (ES, m/z): 598 [M+H].

Example 11a

Synthesis of (R)-2-(2-((4-amino-3-(2-fluoro-4-phenoxyphenyl)-1H-pyrazolo[3,4-d]pyrimidin-1-yl)methyl)pyrrolidine-1-carbonyl)-4-methyl-4-(oxetan-3-ylamino)pent-2-enenitrile

[0188]

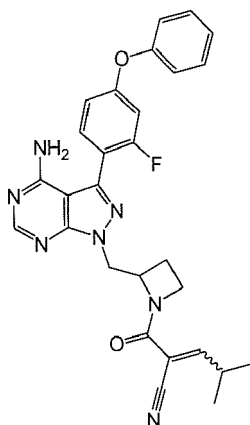


[0189] Proceeding as described above but substituting 3-[(2R)-2-[[4-amino-3-(2-fluoro-4-phenoxy-phenyl)pyrazolo[3,4-d]pyrimidin-1-yl]methyl]pyrrolidin-1-yl]-3-oxo-propanenitrile for 3-[(2S)-2-[[4-amino-3-(2-fluoro-4-phenoxy-phenyl)pyrazolo[3,4-d]pyrimidin-1-yl]methyl]pyrrolidin-1-yl]-3-oxo-propanenitrile, (R)-2-(2-((4-amino-3-(2-fluoro-4-phenoxy-phenyl)-1H-pyrazolo[3,4-d]pyrimidin-1-yl)methyl)pyrrolidine-1-carbonyl)-4-methyl-4-(oxetan-3-ylamino)pent-2-enenitrile was obtained. LC-MS (ES, m/z): 598 [M+H].

Example 12

Synthesis of 2-[[4-amino-3-(2-fluoro-4-phenoxyphenyl)pyrazolo[3,4-d]pyrimidin-1-yl]methyl]azetidine-1-carbonyl]-4-methyl-pent-2-enenitrile

[0190]



Step 1

[0191] To a mixture of 3-(2-fluoro-4-phenoxy-phenyl)-1H-pyrazolo[3,4-d]pyrimidin-4-amine (300 mg, 0.930 mmol), tert-butyl 2-(hydroxymethyl)azetidine-1-carboxylate (0.33 mL, 1.9 mmol) and PPh_3 (733.86 mg, 2.8 mmol) in THF (10 mL) in ice bath, the DIAD (0.37 mL, 1.87 mmol) as a solution in 5 mL THF was slowly added. The mixture was stirred at RT overnight and then the solvent was removed. To the residue was added H_2O and the mixture was extracted with EtOAc. The combined organic layer was washed with NaHCO_3 , then brine, and dried over Na_2SO_4 . The solvent was removed to get tert-butyl 2-[[4-amino-3-(2-fluoro-4-phenoxy-phenyl)pyrazolo[3,4-d]pyrimidin-1-yl]methyl]azetidine-1-carboxylate weighing 800 mg, which was used without further purification for the next step.

Step 2

[0192] To the crude tert-butyl 2-[[4-amino-3-(2-fluoro-4-phenoxy-phenyl)pyrazolo[3,4-d]pyrimidin-1-yl]methyl]azetidine-1-carboxylate (800 mg, 1.63 mmol) dissolved in DCM (4 mL) in ice bath, was dropwise added TFA (2 mL) slowly, stirring for 10 min at which point no starting material remained by TLC analysis. The solvent was removed and EtOAc added, which was washed with 2M HCl. The combined aq. solution was adjusted with NaOH to pH around 10, and the aq. layer extracted with EtOAc. The combined organic layer was washed with brine, dried over Na_2SO_4 , and the solvent removed to get 450 mg of 1-(azetidin-2-ylmethyl)-3-(2-fluoro-4-phenoxy-phenyl)pyrazolo[3,4-d]pyrimidin-4-amine, which was used in the next step directly without further purification.

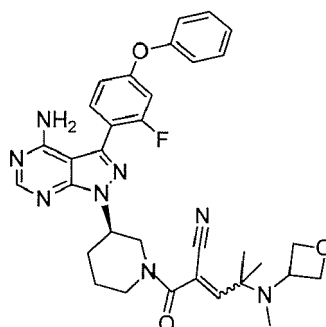
Step 3

[0193] To a solution of 2-cyano-4-methyl-pent-2-enoic acid (30.7 mg, 0.220 mmol), 1-(azetidin-2-ylmethyl)-3-(2-fluoro-4-phenoxy-phenyl)pyrazolo[3,4-d]pyrimidin-4-amine (57.5 mg, 0.150 mmol) in DCM (2 mL) was added PyAOP (86.2 mg, 0.160 mmol) and TEA (0.06 mL, 0.440 mmol) and the resulting yellow solution stirred at rt for 1 h. LCMS showed that the reaction was complete and the crude mixture was directly loaded onto a silica gel cartridge for purification (3 to 5% MeOH: CH_2Cl_2). Removal of solvent from cleanest fractions afforded 30 mg of the desired compound 2-[2-[[4-amino-3-(2-fluoro-4-phenoxy-phenyl)pyrazolo[3,4-d]pyrimidin-1-yl]methyl]azetidine-1-carbonyl]-4-methyl-pent-2-enenitrile (30 mg, 0.0586 mmol, 39.8% yield) as judged by LCMS. ($M+1 = 512$).

Example 13

Synthesis of 2-[(3R)-3-[4-amino-3-(2-fluoro-4-phenoxy-phenyl)pyrazolo[3,4-d]pyrimidin-1-yl]piperidine-1-carbonyl]-4-methyl-4-[methyl(oxetan-3-yl)amino]pent-2-enenitrile

[0194]

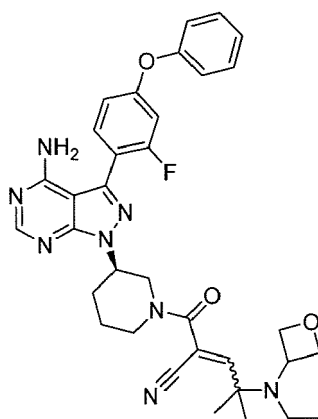


[0195] The mixture of 2-methyl-2-[methyl(oxetan-3-yl)amino]propanal (66.69 mg, 0.42 mmol), 3-[(3R)-3-[4-amino-3-(2-fluoro-4-phenoxy-phenyl)pyrazolo[3,4-d]pyrimidin-1-yl]-1-piperidyl]-3-oxo-propanenitrile (100mg, 0.2100 mmol) and pyrrolidine (0.1 mL, 1.27 mmol) was stirred at room temperature for 10 min. The reaction mixture was cooled to 0°C, followed by addition of TMS-Cl (0.11 mL, 0.85 mmol). The ice bath was removed and the reaction mixture was stirred for another 1 hour at room temperature, checking process by TLC and LC-MS. The solvent was removed and the resultant residue purified by column chromatography (MeOH, CH₂Cl₂, MeOH gradient from 0 to 10% to get 2-[(3R)-3-[4-amino-3-(2-fluoro-4-phenoxy-phenyl)pyrazolo[3,4-d]pyrimidin-1-yl]piperidine-1-carbonyl]-4-methyl-4-[methyl(oxetan-3-yl)amino]pent-2-enitrile (118.5 mg) as a white powder. LC-MS (ES, *m/z*): 612 [M+H]

Example 13a

Synthesis of (R)-2-(3-(4-amino-3-(2-fluoro-4-phenoxyphenyl)-1H-pyrazolo[3,4-d]pyrimidin-1-yl)piperidine-1-carbonyl)-4-(ethyl(oxetan-3-yl)amino)-4-methylpent-2-enitrile

[0196]

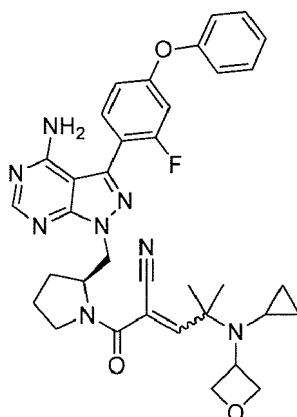


[0197] Proceeding as described above but substituting N-ethyloxetan-3-amine for N-methyloxetan-3-amine, (R)-2-(3-(4-amino-3-(2-fluoro-4-phenoxyphenyl)-1H-pyrazolo[3,4-d]pyrimidin-1-yl)piperidine-1-carbonyl)-4-(ethyl(oxetan-3-yl)amino)-4-methylpent-2-enitrile was obtained. LC-MS (ES, *m/z*): 626 [M+H].

Example 13b

Synthesis of (S)-2-(2-((4-amino-3-(2-fluoro-4-phenoxyphenyl)-1H-pyrazolo[3,4-d]pyrimidin-1-yl)methyl)pyrrolidine-1-carbonyl)-4-(cyclopropyl(oxetan-3-yl)amino)-4-methylpent-2-enitrile

[0198]

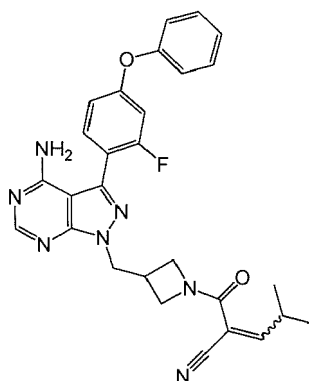


[0199] Proceeding as described in ex. 13 but substituting N-cyclopropyloxetan-3-amine for N-methyloxetan-3-amine, (S)-2-((4-amino-3-(2-fluoro-4-phenoxyphenyl)-1H-pyrazolo[3,4-d]pyrimidin-1-yl)methyl)pyrrolidine-1-carbonyl)-4-(cyclopropyl(oxetan-3-yl)amino)-4-methylpent-2-enitrile was obtained. LC-MS (ES, *m/z*): 626 [M+H]

Example 14

Synthesis of 2-[3-[[4-amino-3-(2-fluoro-4-phenoxy-phenyl)pyrazolo[3,4-d]pyrimidin-1-yl]methyl]azetidine-1-carbonyl]-4-methyl-pent-2-enitrile

[0200]



Step 1

[0201] The mixture of 3-(2-fluoro-4-phenoxy-phenyl)-1H-pyrazolo[3,4-d]pyrimidin-4-amine (500 mg, 1.56 mmol), PPh_3 (1.22 g, 4.67 mmol) and tert-butyl 3-(hydroxymethyl)azetidine-1-carboxylate (437 mg, 2.33 mmol) in THF (10 mL) was cooled in an ice bath and DIAD (0.61 mL, 3.11 mmol) in 5 mL THF was dropwise added to the reaction mixture. The mixture was stirred for 5 h. To the residue was added 30 mL water and the aq. layer extracted with EtOAc. The combined organic layer was washed with brine, dried over Na_2SO_4 , filtered, the solvent removed, and the crude tert-butyl 3-[[4-amino-3-(2-fluoro-4-phenoxy-phenyl)pyrazolo[3,4-d]pyrimidin-1-yl]methyl]azetidine-1-carboxylate used in the next step directly.

Step 2

[0202] tert-Butyl 3-[[4-amino-3-(2-fluoro-4-phenoxy-phenyl)pyrazolo[3,4-d]pyrimidin-1-yl]methyl]azetidine-1-carboxylate (780 mg) in DCM (2 mL) was cooled in an ice bath. To this was added TFA (4 mL, 1.59 mmol), the ice bath was removed and the reaction mixture was stirred at room temperature for 1 hour, checking reaction by TLC and LC-MS. After two hours the solvent was removed, and to the residue was added water. The water layer was extracted with EtOAc and the combined organic layer washed with 2N HCl. The combined aqueous layer was adjusted with NaOH to pH 9-10, extracted with EtOAc, and the combined organic layer washed with brine, dried over Na_2SO_4 and filtered. The

solvent was removed to obtain 2-cyano-4-methyl-pent-2-enoic acid (48.12 mg, 0.350 mmol), 1-(azetidin-3-ylmethyl)-3-(2-fluoro-4-phenoxy-phenyl)pyrazolo[3,4-d]pyrimidin-4-amine which was used in the next step without further purification.

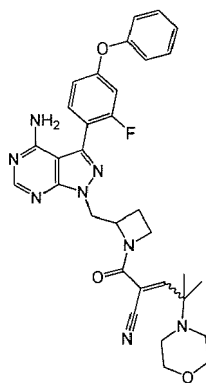
Step 3

[0203] To a solution of 2-cyano-4-methyl-pent-2-enoic acid (48.12 mg, 0.350 mmol), 1-(azetidin-3-ylmethyl)-3-(2-fluoro-4-phenoxy-phenyl)pyrazolo[3,4-d]pyrimidin-4-amine (90 mg, 0.230 mmol) in DCM (2 mL) was added PyAOP (134.9 mg, 0.250 mmol) and TEA (0.1 mL, 0.690 mmol) and the resulting yellow solution stirred at rt for 1h. LCMS showed that the reaction was completed and the crude mixture was directly loaded onto a silica gel cartridge for purification (0.2 to 3% MeOH: CH₂Cl₂). Removal of solvent from cleanest fractions afforded 2-[3-[[4-amino-3-(2-fluoro-4-phenoxy-phenyl)pyrazolo[3,4-d]pyrimidin-1-yl]methyl]azetidine-1-carbonyl]-4-methyl-pent-2-enenitrile (12 mg LCMS. (M+1 = 512).

Example 15

Synthesis of 2-[2-[[4-amino-3-(2-fluoro-4-phenoxy-phenyl)pyrazolo[3,4-d]pyrimidin-1-yl]methyl]azetidine-1-carbonyl]-4-methyl-4-morpholino-pent-2-enenitrile

[0204]



Step 1

[0205] To a mixture of 1-(azetidin-2-ylmethyl)-3-(2-fluoro-4-phenoxy-phenyl)pyrazolo[3,4-d]pyrimidin-4-amine (236.4 mg, 0.610 mmol), 2-cyanoacetic acid (77.2 mg, 0.910 mmol) in DCM (8mL) in ice bath, was added T3P (0.36 mL, 1.21 mmol) and TEA (0.34 mL, 2.42 mmol). The ice bath was removed and the reaction mixture was stirred at room temperature overnight. The reaction mixture was loaded onto the silica gel column, purified with 0- 3% gradient MeOH:CH₂Cl₂, to get 3-[2-[[4-amino-3-(2-fluoro-4-phenoxy-phenyl)pyrazolo[3,4-d]pyrimidin-1-yl]methyl]azetidin-1-yl]-3-oxo-propanenitrile (201 mg) as yellow oil.

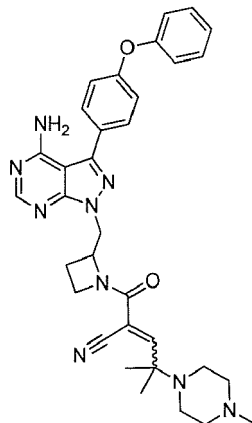
Step 2

[0206] To the mixture of 3-[2-[[4-amino-3-(2-fluoro-4-phenoxy-phenyl)pyrazolo[3,4-d]pyrimidin-1-yl]methyl]azetidin-1-yl]-3-oxo-propanenitrile (90.6 mg, 0.200 mmol), 2-methyl-2-morpholino-propanal (98.3 mg, 0.590 mmol) in DCM (2 mL) in an ice bath was added pyrrolidine (0.1mL, 1.19mmol) and TMS-Cl (0.1mL, 0.79 mmol). The ice bath was removed and the reaction mixture was stirred at room temperature for 1 hour and the reaction mixture directly loaded on silica gel plate, purified by EtOH:CH₂Cl₂ 5% to get pure product 2-[2-[[4-amino-3-(2-fluoro-4-phenoxy-phenyl)pyrazolo[3,4-d]pyrimidin-1-yl]methyl]azetidine-1-carbonyl]-4-methyl-4-morpholino-pent-2-enenitrile (23 mg) as a white powder. LC-MS (ES, m/z): 597 [M+H]

Example 16

Synthesis of 2-[2-[[4-amino-3-(2-fluoro-4-phenoxy-phenyl)pyrazolo[3,4-d]pyrimidin-1-yl]methyl]azetidine-1-carbonyl]-4-methyl-4-(4-methylpiperazin-1-yl)pent-2-enenitrile

[0207]

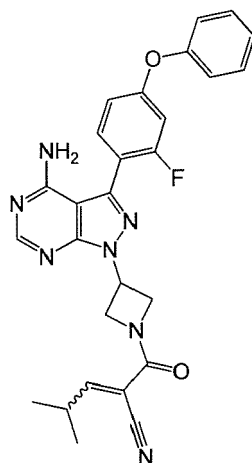


[0208] To a mixture of 3-[2-[[4-amino-3-(2-fluoro-4-phenoxy-phenyl)pyrazolo[3,4-d]pyrimidin-1-yl]methyl]azetidine-1-yl]-3-oxo-propanenitrile (100.6 mg, 0.220 mmol) and 2-methyl-2-(4-methylpiperazin-1-yl)propanal (118.2 mg, 0.660 mmol) in DCM (5 mL) in an ice bath was added pyrrolidine (0.11 mL, 1.32 mmol) and TMS-Cl (0.11 mL, 0.880 mmol). The ice bath was removed and the reaction mixture was stirred at room temperature for 1 hour. The crude reaction mixture was loaded on silica gel plate, purified by MeOH:CH₂Cl₂ to obtain 2-[2-[[4-amino-3-(2-fluoro-4-phenoxy-phenyl)pyrazolo[3,4-d]pyrimidin-1-yl]methyl]azetidine-1-carbonyl]-4-methyl-4-(4-methylpiperazin-1-yl)pent-2-enenitrile (19 mg) as a white powder. LC-MS (ES, *m/z*): 610 [M+H]

Example 17

Synthesis of 2-[3-[4-amino-3-(2-fluoro-4-phenoxy-phenyl)pyrazolo[3,4-d]pyrimidin-1-yl]azetidine-1-carbonyl]-4-methyl-pent-2-enenitrile

[0209]



Step 1

[0210] A mixture of 3-iodo-1H-pyrazolo[3,4-d]pyrimidin-4-amine (3 g, 11.49 mmol), PPh₃ (9.03 g, 34.5 mmol) tert-butyl 3-hydroxyazetidine-1-carboxylate (2.09 g, 12.1 mmol) in THF (60 mL) was cooled in an ice bath. DIAD (4.52 mL, 23.0 mmol) in 30 mL THF in dropping funnel was slowly added to the reaction mixture, and the reaction mixture was

stirred for overnight. The solvent was removed and H₂O was added. The aq. layer was extracted with EtOAc and the combined organic layer was washed with brine, dried over Na₂SO₄, filtered, and the solvent removed to obtain tert-butyl 3-[3-iodo-4-[(triphenyl-{5}-phosphanylidene)amino]pyrazolo[3,4-d]pyrimidin-1-yl]azetidine-1-carboxylate which was used as is for the next step.

Step 2

[0211] The mixture of tert-butyl 3-[3-iodo-4-[(triphenyl-{5}-phosphanylidene)amino]-pyrazolo[3,4-d]pyrimidin-1-yl]azetidine-1-carboxylate (1.2 g, 1.77 mmol), (2-fluoro-4-phenoxy-phenyl)boronic acid (0.82 g, 3.55 mmol), Tetrakis(triphenylphosphane)palladium(0) (102.4 mg, 0.089 mmol) and K₂CO₃ (514 mg, 3.73 mmol) in 1,4 dioxane (16 ml) and H₂O (4 ml), was flushed with Ar₂ for 15 minutes. The reaction tube was sealed and heated in a microwave oven at 180°C for 2 h, 15 min. The solvent was removed and water and EtOAc were added. The mixture was filtered through celite and separated. The aq. layer was extracted by EtOAc and the combined organic layer, washed with brine, dried over Na₂SO₄, filtered, and the solvent removed to obtain the crude tert-butyl 3-(4-amino-3-(2-fluoro-4-phenoxyphenyl)-1H-pyrazolo[3,4-d]pyrimidin-1-yl)azetidine-1-carboxylate (800 mg) which was used directly in the next step.

Step 3

[0212] tert-Butyl 3-(4-amino-3-(2-fluoro-4-phenoxyphenyl)-1H-pyrazolo[3,4-d]pyrimidin-1-yl)azetidine-1-carboxylate (800 mg) in TFA (8 mL) was stirred for 1 hour. To the residue was added EtOAc and 1 water and the layers were separated. The aqueous layer was extracted with EtOAc and the combined organic layer was evaporated to around 50 ml and washed with 2M HCl. The combined aqueous layer was adjusted with NaOH to pH 8-9, extracted with EtOAc and the combined organic layer washed with brine, and dried over Na₂SO₄. The solvent was removed to obtain 600 mg of 1-(azetidin-3-yl)-3-(2-fluoro-4-phenoxyphenyl)-1H-pyrazolo[3,4-d]pyrimidin-4-amine.

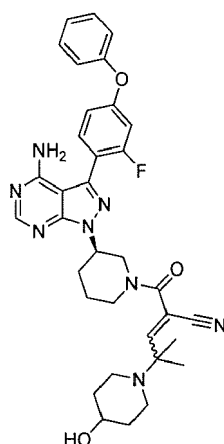
Step 4

[0213] The mixture of 1-(azetidin-3-yl)-3-(2-fluoro-4-phenoxyphenyl)pyrazolo[3,4-d]pyrimidin-4-amine (80 mg, 0.210 mmol), 2-cyano-4-methyl-pent-2-enoic acid (44.4 mg, 0.320 mmol), PyAOP (121.9 mg, 0.230 mmol) and TEA (0.09 mL, 0.640 mmol) in DCM (3 mL), were stirred overnight at room temperature. The solvent was removed and the residue was purified on a silica gel plate using 6:94 MeOH:CH₂Cl₂ to get 2-[3-[4-amino-3-(2-fluoro-4-phenoxy-phenyl)pyrazolo[3,4-d]pyrimidin-1-yl]azetidine-1-carbonyl]-4-methyl-pent-2-enenitrile (34 mg) as white powder. LC-MS (ES, m/z): 498 [M+H].

Example 18

Synthesis of (R)-2-(3-(4-amino-3-(2-fluoro-4-phenoxyphenyl)-1H-pyrazolo[3,4-d]pyrimidin-1-yl)piperidine-1-carbonyl)-4-(4-hydroxypiperidin-1-yl)-4-methylpent-2-enenitrile

[0214]



Step1

[0215] To a solution of 2-methylpropanal (0.82 mL, 9.0 mmol) in DCM (10 mL) cooled with an ice bath was added bromine (0.5 mL, 9.9 mmol) over a 10 min period. 1.5 hr later, the reaction was concentrated to a weight of 1.4 g, and then restirred in DCM (10 mL) at room temperature. To this, was added piperidin-4-ol (1.82 g, 18.0 mmol) dissolved in DCM (7 mL). The reaction was stirred overnight at room temperature and then diluted with DCM and washed with aq. NaHCO_3 and 0.5 N HCl. The aqueous acid layer was then adjusted to pH = 12 with NaOH. A white ppt/oil formed and then the water layer was washed with DCM. The organic layer was dried (MgSO_4), filtered and concentrated to collect 0.49 g of 2-(4-hydroxypiperidin-1-yl)-2-methylpropanal as a yellow oil.

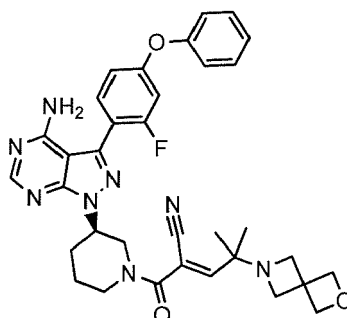
Step2

[0216] A mixture of (R)-3-(3-(4-amino-3-(2-fluoro-4-phenoxyphenyl)-1H-pyrazolo[3,4-d]pyrimidin-1-yl)piperidin-1-yl)-3-oxopropanenitrile (150 mg, 0.31 mmol), 2-(4-hydroxy-1-piperidyl)-2-methyl-propanal (167 mg, 0.98 mmol), pyrrolidine (0.03 mL, 0.31 mmol) and DCM (10mL) was stirred at room temp for 2 days and then diluted with aq. NaHCO_3 (40 mL) and extracted with DCM. The organic was dried (MgSO_4), filtered and concentrated to an oil. The crude material was purified at Isolera (25 g column: 30% iPrOH/DCM) to obtain the product which was isolated by *lyophilization* to provide 61 mg (32% yield) of (R)-2-(3-(4-amino-3-(2-fluoro-4-phenoxyphenyl)-1H-pyrazolo[3,4-d]pyrimidin-1-yl)piperidine-1-carbonyl)-4-(4-hydroxypiperidin-1-yl)-4-methylpent-2-enenitrile as a powder. MS (pos. ion) m/z: 625 (M+1).

Example 19

Synthesis of 2-[(3R)-3-[4-amino-3-(2-fluoro-4-phenoxy-phenyl)pyrazolo[3,4-d]pyrimidin-1-yl]piperidine-1-carbonyl]-4-methyl-4-(6-oxa-2-azaspiro[3.3]heptan-2-yl)pent-2-enenitrile

[0217]



Step1

[0218] To a solution of 2-methylpropanal (5.6 mL, 61.8 mmol) in DCM (75mL) cooled with an ice bath was added bromine (3.2 mL, 61.8 mmol) dropwise. After 1 hr, the resulting 2-bromo-2-methylpropanal solution was evaporated to a weight of 8.5 g. This material was stirred in DCM (8 ml) at room temperature and 6-oxa-2-azaspiro[3.3]heptane; 1/2 oxalate (1.57mL, 7.19mmol) was added along with TEA (10 mL) and MeOH (3 mL). After stirring 2 days, the mixture was diluted with brine (30 mL) and the layers separated. The organic layer was washed with 1M HCl (50 mL) and then the aqueous layer was basified with KOH to pH = 10-11. This was then extracted with DCM and the organic layers were combined, dried (MgSO_4), filtered and concentrated to isolate 2-methyl-2-(6-oxa-2-azaspiro[3.3]heptan-2-yl)propanal as an oil used directly in the next step.

Step2:

[0219] To a mixture of (R)-3-(3-(4-amino-3-(2-fluoro-4-phenoxyphenyl)-1H-pyrazolo[3,4-d]pyrimidin-1-yl)piperidin-1-yl)-3-oxopropanenitrile (222 mg, 0.46mmol), 2-methyl-2-(6-oxa-2-azaspiro[3.3]heptan-2-yl)propanal (231.17mg, 1.37mmol) and pyrrolidine (0.23 mL, 2.73 mmol) in DCM (10mL) at room temperature was added chloro(trimethyl)silane (0.17 mL, 1.37 mmol). After stirring 2 h, the solution was diluted with sat. NaHCO_3 and extracted with DCM. The organic layers were combined, dried (MgSO_4), filtered and concentrated. The crude material was purified by chromatography to obtain 133 mg of 2-[(3R)-3-[4-amino-3-(2-fluoro-4-phenoxy-phenyl)pyrazolo[3,4-d]pyrimidin-1-yl]piperidine-1-carbo-

nyl]-4-methyl-4-(6-oxa-2-azaspiro[3.3]heptan-2-yl)pent-2-enenitrile. MS (pos. ion) m/z: 623 (M+1).

Example 19a

- 5 Synthesis of (S)-2-(2-((4-amino-3-(2-fluoro-4-phenoxyphenyl)-1H-pyrazolo[3,4-d]pyrimidin-1-yl)methyl)pyrrolidine-1-carbonyl)-4-methyl-4-(2-oxa-6-azaspiro[3.3]heptan-6-yl)pent-2-enenitrile

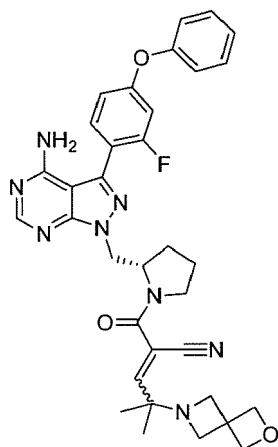
[0220]

10

15

20

25



30

[0221] Proceeding as described above but substituting (S)-3-(2-((4-amino-3-(2-fluoro-4-phenoxyphenyl)-1H-pyrazolo[3,4-d]pyrimidin-1-yl)methyl)pyrrolidine-1-yl)-3-oxopropanenitrile for (R)-3-(3-(4-amino-3-(2-fluoro-4-phenoxyphenyl)-1H-pyrazolo[3,4-d]pyrimidin-1-yl)piperidine-1-yl)-3-oxopropanenitrile afforded 2-[(2S)-2-[[4-amino-3-(2-fluoro-4-phenoxyphenyl)pyrazolo[3,4-d]pyrimidin-1-yl)methyl]piperidine-1-carbonyl]-4-methyl-4-(6-oxa-2-azaspiro[3.3]heptan-2-yl)pent-2-enenitrile. MS (pos. ion) m/z: 623 (M+1).

Example 20

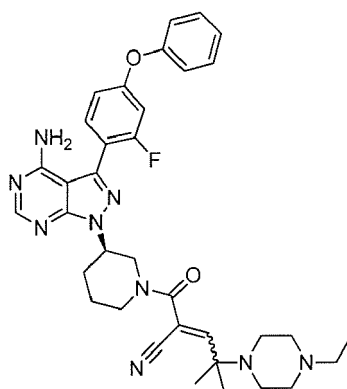
- 35 Synthesis of 2-[(3R)-3-[4-amino-3-(2-fluoro-4-phenoxyphenyl)pyrazolo[3,4-d]pyrimidin-1-yl]piperidine-1-carbonyl]-4-(4-ethylpiperazin-1-yl)-4-methyl-pent-2-enenitrile

[0222]

40

45

50



step1

- 55 [0223] To a cooled (0 °C) solution of 2-bromo-2-methyl-propanal (2504 mg, 16.58mmol), prepared as in Exampe 5, in 15 mL of DCM was added 1-ethylpiperazine (2.53mL, 19.9 mmol) and TEA (2.31mL, 16.58mmol) and the solution stirred at rt for 24 hours. The mixture was worked up with 1N HCl (50 mL) and DCM (50 mL x 2). The aqueous was basified with KOH to pH ~ 11 and washed with DCM (50 mL x 3). The organic layers were washed with saturated sodium

chloride, dried (MgSO_4), and then concentrated to obtain 2-(4-ethylpiperazin-1-yl)-2-methyl-propanal (90% yield) as an oil.

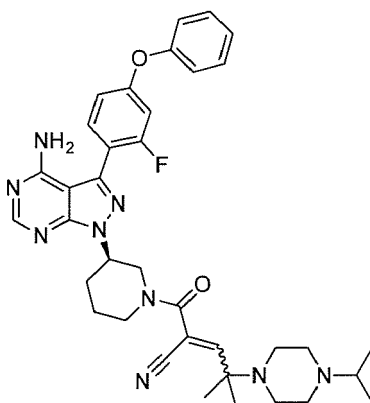
Step 2

[0224] To the solution of 3-[(3R)-3-[4-amino-3-(2-fluoro-4-phenoxy-phenyl)pyrazolo[3,4-d]pyrimidin-1-yl]-1-piperidyl]-3-oxo-propanenitrile (0.32mL, 0.57mmol DCM (20mL), 2-(4-ethylpiperazin-1-yl)-2-methyl-propanal (211.84mg, 1.15mmol) and pyrrolidine (0.14mL, 1.72 mmol) was stirred at room temperature for 10 minutes then added chloro(tri-methyl)silane (0.29mL, 2.3mmol). The mixture was allowed to stirred at room temperature for 18h. The mixture was worked up with saturated NaHCO_3 (50 mL) and DCM (50 mL x 2), washed with saturated sodium chloride, dried (MgSO_4) and concentrated to yield an oil which was purified over silica gel (5%-50% iPA/DCM) to obtain 2-[(3R)-3-[4-amino-3-(2-fluoro-4-phenoxy-phenyl)pyrazolo[3,4-d]pyrimidin-1-yl]piperidine-1-carbonyl]-4-(4-ethylpiperazin-1-yl)-4-methyl-pent-2-enenitrile 265 mg (72.3% yield). MS (pos. ion) m/z: 638 (M+1).

Example 21

Synthesis of (R)-2-(3-(4-amino-3-(2-fluoro-4-phenoxyphenyl)-1H-pyrazolo[3,4-d]pyrimidin-1-yl)piperidine-1-carbonyl)-4-(4-isopropylpiperazin-1-yl)-4-methylpent-2-enenitrile

[0225]

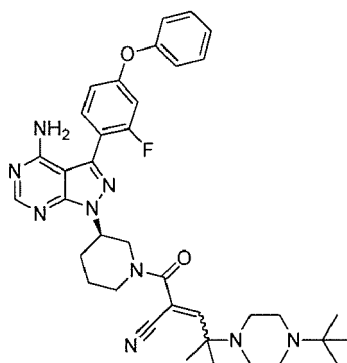


[0226] Proceeding as above in example 20 but substituting 1-isopropylpiperazine for 1-ethylpiperazine in step 1, (R)-2-(3-(4-amino-3-(2-fluoro-4-phenoxyphenyl)-1H-pyrazolo[3,4-d]pyrimidin-1-yl)piperidine-1-carbonyl)-4-(4-isopropylpiperazin-1-yl)-4-methylpent-2-enenitrile. MS (pos. ion) m/z: 653 (M+1).

Example 22

Synthesis of (R)-2-(3-(4-amino-3-(2-fluoro-4-phenoxyphenyl)-1 H-pyrazolo[3,4-d]pyrimidin-1-yl)piperidine-1-carbonyl)-4-(4-(tert-butyl)piperazin-1-yl)-4-methylpent-2-enenitrile

[0227]

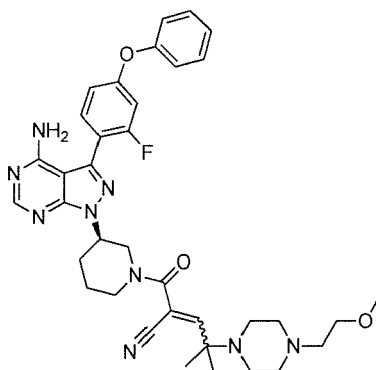


[0228] Proceeding as above in example 20 but substituting 1-(tert-butyl)piperazine for 1-ethylpiperazine in step 1, (R)-2-(3-(4-amino-3-(2-fluoro-4-phenoxyphenyl)-1H-pyrazolo[3,4-d]pyrimidin-1-yl)piperidine-1-carbonyl)-4-(4-(tert-butyl)piperazin-1-yl)-4-methylpent-2-enenitrile is obtained. MS (pos. ion) m/z: 668 (M+1).

Example 23

Synthesis of (R)-2-(3-(4-amino-3-(2-fluoro-4-phenoxyphenyl)-1H-pyrazolo[3,4-d]pyrimidin-1-yl)piperidine-1-carbonyl)-4-(4-(2-methoxyethyl)piperazin-1-yl)-4-methylpent-2-enenitrile

[0229]

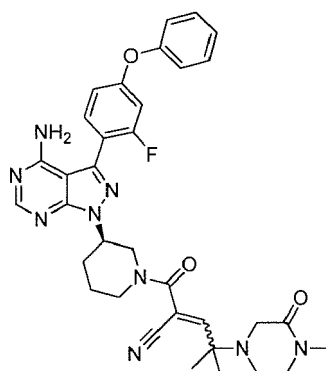


[0230] Proceeding as above in example 20 but substituting 1-(2-methoxyethyl)piperazine for 1-ethylpiperazine in step 1, (R)-2-(3-(4-amino-3-(2-fluoro-4-phenoxyphenyl)-1H-pyrazolo[3,4-d]pyrimidin-1-yl)piperidine-1-carbonyl)-4-(4-(2-methoxyethyl)piperazin-1-yl)-4-methylpent-2-enenitrile is obtained. MS (pos. ion) m/z: 668 (M+1).

Example 24

Synthesis of (R)-2-(3-(4-amino-3-(2-fluoro-4-phenoxyphenyl)-1H-pyrazolo[3,4-d]pyrimidin-1-yl)piperidine-1-carbonyl)-4-methyl-4-(4-methyl-3-oxopiperazin-1-yl)pent-2-enenitrile

[0231]

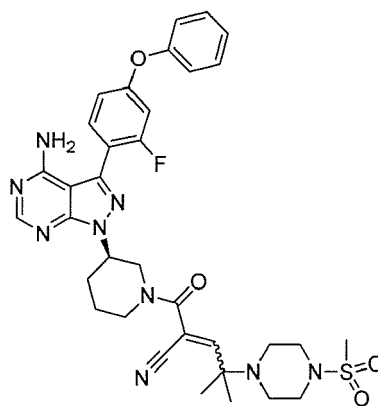


[0232] Proceeding as above in example 20 but substituting 1-methylpiperazin-2-one for 1-ethylpiperazine in step 1, (R)-2-(3-(4-amino-3-(2-fluoro-4-phenoxyphenyl)-1H-pyrazolo[3,4-d]pyrimidin-1-yl)piperidine-1-carbonyl)-4-methyl-4-(4-methyl-3-oxopiperazin-1-yl)pent-2-enenitrile is obtained. MS (pos. ion) m/z: 638 (M+1).

Example 25

Synthesis of (R)-2-(3-(4-amino-3-(2-fluoro-4-phenoxyphenyl)-1H-pyrazolo[3,4-d]pyrimidin-1-yl)piperidine-1-carbonyl)-4-methyl-4-(4-(methylsulfonyl)piperazin-1-yl)pent-2-enenitrile

[0233]

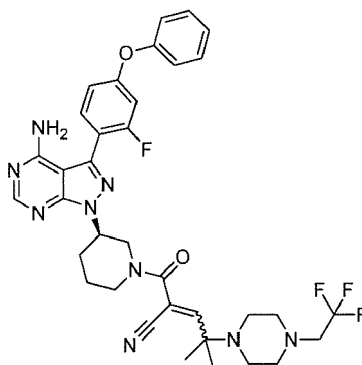


[0234] Proceeding as above in example 20 but substituting 1-(methylsulfonyl)piperazine for 1-ethylpiperazine in step 1, (R)-2-(3-(4-amino-3-(2-fluoro-4-phenoxyphenyl)-1H-pyrazolo[3,4-d]pyrimidin-1-yl)piperidine-1-carbonyl)-4-methyl-4-(4-(methylsulfonyl)piperazin-1-yl)pent-2-enitrile is obtained. MS (pos. ion) m/z: 688 (M+1).

Example 26

Synthesis of (R)-2-(3-(4-amino-3-(2-fluoro-4-phenoxyphenyl)-1H-pyrazolo[3,4-d]pyrimidin-1-yl)piperidine-1-carbonyl)-4-methyl-4-(4-(2,2,2-trifluoroethyl)piperazin-1-yl)pent-2-enitrile

[0235]

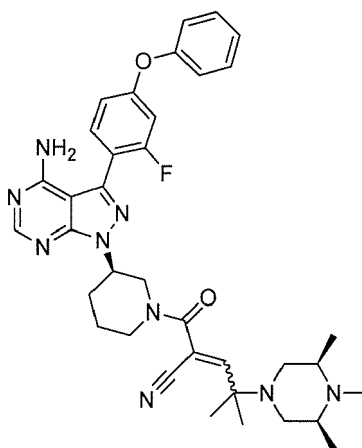


[0236] Proceeding as above in example 20 but substituting 1-methyl-4-(2,2,2-trifluoroethyl)piperazine for 1-ethylpiperazine in step 1, (R)-2-(3-(4-amino-3-(2-fluoro-4-phenoxyphenyl)-1H-pyrazolo[3,4-d]pyrimidin-1-yl)piperidine-1-carbonyl)-4-methyl-4-(4-(2,2,2-trifluoroethyl)piperazin-1-yl)pent-2-enitrile is obtained. MS (pos. ion) m/z: 692 (M+1).

Example 27

Synthesis of 2-((R)-3-(4-amino-3-(2-fluoro-4-phenoxyphenyl)-1H-pyrazolo[3,4-d]pyrimidin-1-yl)piperidine-1-carbonyl)-4-methyl-4-((3S,5R)-3,4,5-trimethylpiperazin-1-yl)pent-2-enitrile

[0237]

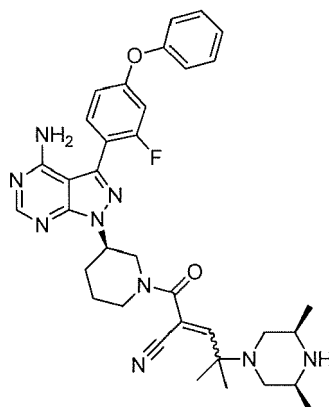


[0238] Proceeding as above in example 20 but substituting (2S,6R)-1,2,6-trimethylpiperazine for 1-ethylpiperazine in step 1, 2-((R)-3-(4-amino-3-(2-fluoro-4-phenoxyphenyl)-1H-pyrazolo[3,4-d]pyrimidin-1-yl)piperidine-1-carbonyl)-4-methyl-4-((3S,5R)-3,4,5-trimethylpiperazin-1-yl)pent-2-enenitrile is obtained. MS (pos. ion) m/z: 652 (M+1).

Example 28

Synthesis of 2-((R)-3-(4-amino-3-(2-fluoro-4-phenoxyphenyl)-1H-pyrazolo[3,4-d]pyrimidin-1-yl)piperidine-1-carbonyl)-4-((3S,5R)-3,5-dimethylpiperazin-1-yl)-4-methylpent-2-enenitrile

[0239]



[0240] Steps 1 and 2 Proceeding as above in example 20 but substituting (2S,6R)-tert-butyl 2,6-dimethylpiperazine-1-carboxylate for 1-ethylpiperazine in step 1, (2S,6R)-tert-butyl 4-(5-((R)-3-(4-amino-3-(2-fluoro-4-phenoxyphenyl)-1H-pyrazolo[3,4-d]pyrimidin-1-yl)piperidin-1-yl)-4-cyano-2-methyl-5-oxopent-3-en-2-yl)-2,6-dimethylpiperazine-1-carboxylate is obtained.

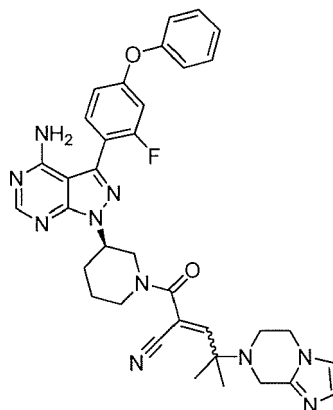
Step 3

[0241] The (2S,6R)-tert-butyl 4-(5-((R)-3-(4-amino-3-(2-fluoro-4-phenoxyphenyl)-1H-pyrazolo[3,4-d]pyrimidin-1-yl)piperidin-1-yl)-4-cyano-2-methyl-5-oxopent-3-en-2-yl)-2,6-dimethylpiperazine-1-carboxylate (103.5mg, 0.1400mmol) was dissolved in 4N HCl in dioxane, and stirred at rt for 3 hours. The solvent was removed and 2mL of MeOH was added to the residues. The mixture was neutralized to pH around 7-8 and extracted with DCM. The combined organic layer was washed with brine, dried over sodium sulfate, filtered, and the solvent evaporated to get pure product 2-((R)-3-(4-amino-3-(2-fluoro-4-phenoxyphenyl)-1H-pyrazolo[3,4-d]pyrimidin-1-yl)piperidine-1-carbonyl)-4-((3S,5R)-3,5-dimethylpiperazin-1-yl)-4-methylpent-2-enenitrile as a white solid. MS (pos. ion) m/z: 638 (M+1).

Example 29

Synthesis of (R)-2-(3-(4-amino-3-(2-fluoro-4-phenoxyphenyl)-1H-pyrazolo[3,4-d]pyrimidin-1-yl)piperidine-1-carbonyl)-4-(5,6-dihydroimidazo[1,2-a]pyrazin-7(8H)-yl)-4-methylpent-2-enenitrile

[0242]

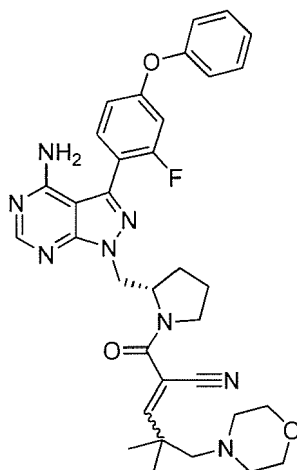


[0243] Proceeding as above in example 20 but substituting 5,6,7,8-tetrahydroimidazo[1,2-a]pyrazine for 1-ethylpiperazine in step 1, (R)-2-(3-(4-amino-3-(2-fluoro-4-phenoxyphenyl)-1H-pyrazolo[3,4-d]pyrimidin-1-yl)piperidine-1-carbonyl)-4-(5,6-dihydroimidazo[1,2-a]pyrazin-7(8H)-yl)-4-methylpent-2-enenitrile is obtained. MS (pos. ion) m/z: 647 (M+1).

Example 30

Synthesis of (S)-2-(2-((4-amino-3-(2-fluoro-4-phenoxyphenyl)-1H-pyrazolo[3,4-d]pyrimidin-1-yl)methyl)pyrrolidine-1-carbonyl)-4,4-dimethyl-5-morpholinopent-2-enenitrile

[0244]

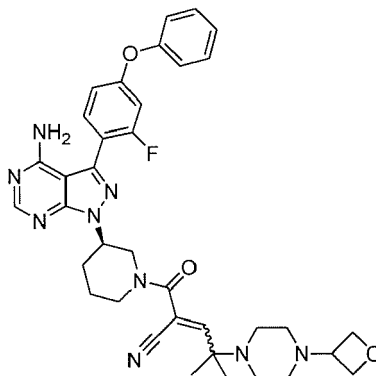


[0245] Proceeding as in Example 5, step 2, but substituting 2,2-dimethyl-3-morpholino-propanal for 2-methyl-2-(pyrrolidin-1-yl)propanal affords (S)-2-(2-((4-amino-3-(2-fluoro-4-phenoxyphenyl)-1H-pyrazolo[3,4-d]pyrimidin-1-yl)methyl)pyrrolidine-1-carbonyl)-4,4-dimethyl-5-morpholinopent-2-enenitrile. MS (pos. ion) m/z: 625 (M+1).

Example 31

Synthesis of (R)-2-(3-(4-amino-3-(2-fluoro-4-phenoxyphenyl)-1H-pyrazolo[3,4-d]pyrimidin-1-yl)piperidine-1-carbonyl)-4-methyl-4-(4-(oxetan-3-yl)piperazin-1-yl)pent-2-enenitrile

[0246]



Step 1

[0247] A solution of 2-bromo-2-methyl-propanal (696.6 mg, 4.61 mmol) in DCM (10 mL) was cooled with an ice bath and 1-(oxetan-3-yl)piperazine (328 mg, 2.31 mmol), diluted with 5-10 mL of DCM, was slowly added via addition funnel over a 15 min period. Next, Hunig's base (0.4 mL, 2.31 mmol) was added and then the cooling bath was removed. The reaction mixture was stirred at room temperature overnight and the DCM layer was washed three times with 0.5N HCl. The combined aqueous layer was neutralized with NaOH to pH 10-11 and extracted with DCM. The combined organic layer was washed with brine and dried over Na₂SO₄. Filtration and removal of solvent afforded 2-methyl-2-[4-(oxetan-3-yl)piperazin-1-yl]propanal as a light yellow liquid, which was used directly in the next step without further purification.

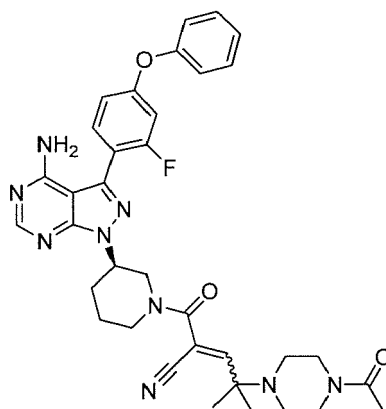
Step 2

[0248] To a cooled (0 °C) solution of 3-[(3R)-3-[4-amino-3-(2-fluoro-4-phenoxy-phenyl)-pyrazolo[3,4-d]pyrimidin-1-yl]-1-piperidyl]-3-oxo-propanenitrile (80 mg, 0.17 mmol), was added 2-methyl-2-[4-(oxetan-3-yl)piperazin-1-yl]propanal (~108 mg, 0.51 mmol) in DCM (10 mL) followed by pyrrolidine (0.08 mL, 1.02 mmol) and TMS-Cl (0.09 mL, 0.68 mmol.) The ice bath was removed, and the reaction stirred 1 hour. Most of the solvent was removed and the residues were purified by chromatography, using 95:5 CH₂Cl₂:MeOH to obtain 79 mg of (R)-2-(3-(4-amino-3-(2-fluoro-4-phenoxyphenyl)-1H-pyrazolo[3,4-d]pyrimidin-1-yl)piperidine-1-carbonyl)-4-methyl-4-(4-(oxetan-3-yl)piperazin-1-yl)pent-2-enenitrile as a white solid. MS (pos. ion) m/z: 666 (M+1).

Example 32

Synthesis of (R)-4-(4-acetylpiperazin-1-yl)-2-(3-(4-amino-3-(2-fluoro-4-phenoxyphenyl)-1H-pyrazolo[3,4-d]pyrimidin-1-yl)piperidine-1-carbonyl)-4-methylpent-2-enenitrile

[0249]

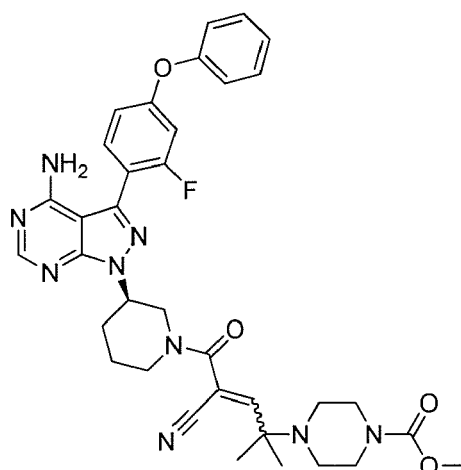


[0250] Proceeding as above in example 31 but substituting 1-(piperazin-1-yl)ethanone for 1-(oxetan-3-yl)piperazine in step 1, (R)-4-(4-acetylpiperazin-1-yl)-2-(3-(4-amino-3-(2-fluoro-4-phenoxyphenyl)-1H-pyrazolo[3,4-d]pyrimidin-1-yl)piperidine-1-carbonyl)-4-methylpent-2-enenitrile is obtained. MS (pos. ion) m/z: 652 (M+1).

Example 33

Synthesis of (R)-methyl 4-(5-(3-(4-amino-3-(2-fluoro-4-phenoxyphenyl)-1H-pyrazolo[3,4-d]pyrimidin-1-yl)piperidin-1-yl)-4-cyano-2-methyl-5-oxopent-3-en-2-yl)piperazine-1-carboxylate

[0251]

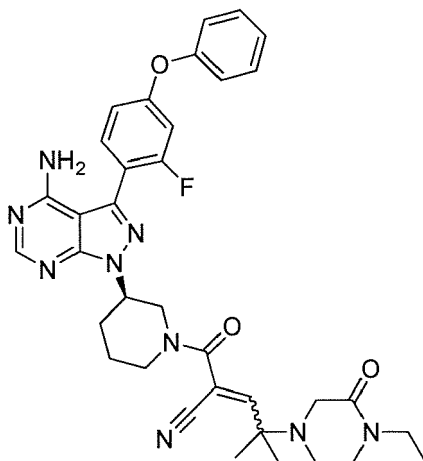


[0252] Proceeding as above in example 31 but substituting methyl piperazine-1-carboxylate for 1-(oxetan-3-yl)piperazine in step 1, (R)-methyl 4-(5-(3-(4-amino-3-(2-fluoro-4-phenoxyphenyl)-1H-pyrazolo[3,4-d]pyrimidin-1-yl)piperidin-1-yl)-4-cyano-2-methyl-5-oxopent-3-en-2-yl)piperazine-1-carboxylate is obtained. MS (pos. ion) m/z: 668 (M+1).

Example 34

Synthesis of (R)-2-(3-(4-amino-3-(2-fluoro-4-phenoxyphenyl)-1H-pyrazolo[3,4-d]pyrimidin-1-yl)piperidine-1-carbonyl)-4-(4-ethyl-3-oxopiperazin-1-yl)-4-methylpent-2-enenitrile

[0253]



Step 1

[0254] To a slurry of tert-butyl 3-oxopiperazine-1-carboxylate (10 g, 49.9 mmol) in 250 mL of DMF, NaH (60% in mineral oil) (2.1 g, 52.4 mmol) was added in portions. The mixture was stirred for 15 min after completion of addition, cooled to 0 °C and iodoethane (5.62 mL, 69.92 mmol) slowly added over ~3 min. The resultant suspension was stirred at rt for 2h. Water was slowly added (400 mL) and then 250 mL of 1:1 ethyl acetate:diethyl ether. The layers were separated and then the organic phase was washed with brine, dried over sodium sulfate, filtered and concentrated to afford tert-butyl 4-ethyl-3-oxopiperazine-1-carboxylate as a colorless oil weighing 6.4 g which was used directly in the next step.

Step 2

[0255] To a solution of tert-butyl 4-ethyl-3-oxo-piperazine-1-carboxylate (4.5 g, 19.9 mmol) in 1,4-Dioxane (10 mL) was added 10 mL of 4.0 M HCl/dioxane. After stirring 1h at rt, an additional 5 mL of HCl in dioxane was added and a few mL of MeOH. The reaction was stirred another hour and then concentrated under reduced pressure. Dichloromethane was added and solvent removed to obtain the product as a foam weighing 2.2 g. This was partitioned between dichloromethane and aqueous sodium carbonate. The organic phase was washed with water, dried over sodium sulfate, filtered and concentrated to afford 1-ethylpiperazin-2-one as a foam.

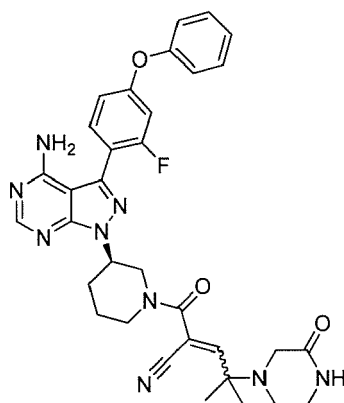
Step 3 and 4

[0256] Proceeding as in example 31 but substituting 1-ethylpiperazin-2-one for 1-(oxetan-3-yl)piperazine in step 1, (R)-2-(3-(4-amino-3-(2-fluoro-4-phenoxyphenyl)-1H-pyrazolo[3,4-d]pyrimidin-1-yl)piperidine-1-carbonyl)-4-(4-ethyl-3-oxopiperazin-1-yl)-4-methylpent-2-enitrile is obtained. MS (pos. ion) m/z: 652 (M+1).

Example 35

Synthesis of (R)-2-(3-(4-amino-3-(2-fluoro-4-phenoxyphenyl)-1H-pyrazolo[3,4-d]pyrimidin-1-yl)piperidine-1-carbonyl)-4-methyl-4-(3-oxopiperazin-1-yl)pent-2-enitrile

[0257]



[0258] Proceeding as above in example 31 but substituting piperazin-2-one for 1-(oxetan-3-yl)piperazine in step 1, (R)-2-(3-(4-amino-3-(2-fluoro-4-phenoxyphenyl)-1H-pyrazolo[3,4-d]pyrimidin-1-yl)piperidine-1-carbonyl)-4-methyl-4-(3-oxopiperazin-1-yl)pent-2-enitrile is obtained. MS (pos. ion) m/z: 624 (M+1).

Biological Examples

Example 1

Btk enzymatic activity assay

[0259] A Caliper-based kinase assay (Caliper Life Sciences, Hopkinton, MA) was used to measure inhibition of Btk kinase activity of a compound of the present disclosure. Serial dilutions of test compounds were incubated with human recombinant Btk (0.5 nM), ATP (16 μ M) and a phosphoacceptor peptide substrate FAM-GEEPLYWSFPAKKK-NH₂ (1 μ M) at room temperature for 3 h. The reaction was then terminated with EDTA, final concentration 20 mM and the phosphorylated reaction product was quantified on a Caliper Desktop Profiler (Caliper LabChip 3000). Percent inhibition was calculated for each compound dilution and the concentration that produced 50% inhibition was calculated. This value is presented as the IC₅₀. The IC₅₀ for certain compounds of the disclosure are provided below.

Compound in Synthetic Example #	IC ₅₀ (μ M)	Compound in Synthetic Example #	IC ₅₀ (μ M)
1	0.0031	9	0.0047
2	0.0041	10	0.0021
3	0.0081	11	0.0161
4	0.0003	12	0.004
5	0.0019	13	0.0006
6	0.0004	14	0.0204
7	0.0009	15	0.0041
8	0.0038	18	0.0007
19	0.0015	8A	0.0009
13a	0.0009	13b	0.026
19a	0.0056	20	0.0009
21	0.0007	22	0.0006
23	0.001	24	0.0012
25	0.0014	30	0.0052
31	0.0015	33	0.0020
32	0.0019	34	0.0013
35	0.0013		

Example 2

Measurement of BTK engagement in human Ramos B cell line

[0260] The potency of compounds for inhibition of BTK activity can be assessed by binding of compounds to the target in human Ramos B cells that contain BTK. The extent of BTK occupancy is measured after treating the cells with compounds and detecting unoccupied BTK through binding of N-(2-(4-((E)-4-((R)-3-(4-amino-3-(4-phenoxyphenyl)-1H-pyrazolo[3,4-d]pyrimidin-1-yl)piperidin-1-yl)-4-oxobut-2-en-1-yl)piperazin-1-yl)ethyl)-6-(6-(5-(2-oxohexahydro-1H-thieno[3,4-d]imidazol-4-yl)pentanamido)hexanamido)hexanamide as the probe.

[0261] Briefly, Ramos cells were added to 96 well plates at a density of 10^6 cells per well. Serial dilutions of the compounds to be tested for potency were added such the final concentrations started at 1 μ M and were serially diluted 3 fold for a total of 8 serial dilutions. The final DMSO concentration was 0.09% in each well. The compounds were allowed to interact with the cells for 1 hr. A BTK selective probe was then added to each well for a final concentration of 330 nM. Treatment with the probe was for 1 hr. The cells were then collected centrifugation and lysed for 15 - 30 minutes on ice. The binding of the probe to BTK was then detected by Alphascreen (Perkin Elmer) using a kit for the specific label on the BTK probe. The percent occupancy of BTK at each compound concentration was then calculated based on detection of unoccupied BTK bound by the labeled probe. BTK occupancy was then plotted as a function of the log of the compound concentration and the IC_{50} values were calculated. The assay to measure BTK occupancy was modified to measure the durability of BTK binding in cells by removing the compound from the culture medium and incubating the cells for varying time periods followed by measurement of remaining occupancy as described above. For the durability measurements, the range of occupancy for the compounds disclosed herein (except for compounds disclosed in examples nos. 9, 14, 15, 3, 16, 17, 10a, 13b, 30, 22 and 26) after 18 hrs of washout was about 3 - 80%.

Example 3

Blockade of CD69 expression in human whole blood samples

[0262] Activation of the B cell receptor leads to increased BTK activity, calcium mobilization and B cell activation (see Honigberg L.A., et. al., Proc Natl Acad Sci U S A. 107:13075-80. 2010). BTK inhibitors have been shown to block B cell activation as measured by CD69 expression (see Karp, R., et. al., Inhibition of BTK with AVL-292 Translates to Protective Activity in Animal Models of Rheumatoid Arthritis. Inflammation Research Association Meeting, Sept, 2010). CD69 was expressed following B cell activation as a measure of BTK activity in whole blood. Aliquots of whole blood were pre-incubated with serial dilutions of test compound for 30 minutes followed by activation with anti-IgM (goat Fab'2, 50 μ g/ml). Samples were incubated overnight at 37° C and then stained with PE labeled anti-CD20 and APC labeled anti-CD69 (BD Pharmingen) for 30 minutes according to the manufacturer's directions. Whole blood was then lysed and cells gated on CD20 expression were quantified for CD 69 expression by FACS. The percent inhibition was calculated based on a DMSO control for no inhibition and plotted as a function of test compound concentration from which an IC_{50} value was calculated. The range of IC_{50} values for the compounds disclosed herein (except for compounds disclosed in examples nos. 2, 5, 17, 13b, 30, and 22), was about 1.4 - 0.08 μ M.

Example 4

Inhibition of mouse collagen-induced arthritis

[0263] Inhibition of murine collagen-induced arthritis (mCIA) is a standard animal disease model for rheumatoid arthritis. Previous studies have demonstrated that inhibition of BTK is efficacious in blocking mCIA (see Honigberg L.A., et. al., Proc Natl Acad Sci U S A. 107:13075-80. 2010). Starting on day 0 DBA/1 mice are injected with an emulsion of Type II collagen in Complete Freund's Adjuvant. Mice are boosted 21 days later to synchronize development of disease. After development of mild disease, animals are enrolled in the study and randomized. Dosing is oral, Q.D. typically for 11 days with test compound or dexamethasone (0.2 mg/kg) as control. One group receives vehicle alone. Clinical scoring (0 - 4) is based on the extent of swelling and severity of arthritis. Scores for all four paws are added for maximum score of 16. Anti-collagen antibodies and total Ig are measured for each animal by Elisa at the end of the study (Bolder BioPath, Boulder, CO).

Example 5

Recovery of kinase activity upon dialysis to evaluate irreversible vs reversible covalent binding

[0264] A compound and/or pharmaceutically acceptable salt of the present disclosure at a concentration 10 times greater than its IC_{50} value was added to a solution of protein kinase (5 nM) in a buffer containing 20 mM Hepes [pH 7.5], 5 mM $MgCl_2$, 0.01% Triton X-100, and 1 mM dithiothreitol. After 60 min at 22° C, the reactions were transferred to a dialysis cassette (0.1-0.5 mL Slide-A-Lyzer, MWCO 10 kDa, Pierce) and dialyzed against 1 L of buffer (20 mM Hepes [pH 7.5], 5 mM $MgCl_2$, 0.01% Triton X-100, and 1 mM dithiothreitol.) at 22° C. The dialysis buffer was exchanged twice per day until the end of the experiment. Aliquots were removed from the dialysis cassettes every 24 h and analyzed for protein kinase activity. Kinase activity for each sample was normalized to the DMSO control for that time point and expressed as the mean \pm SD.

[0265] Results: Kinase activity recovered from inhibition by compounds of the present disclosure upon dialysis. Upon extensive dialysis at room temperature, kinase activity partially or completely recovered in a time-dependent manner from inhibition by an excess of compounds of the present disclosure.

Example 6

Mass spectral analysis

[0266] A protein kinase that is inhibited by compound and/or pharmaceutically acceptable salt of the present disclosure may be subjected to mass spectral analysis to assess the formation of permanent, irreversible covalent adducts. Suitable analytical methods to examine intact full protein or peptide fragments generated upon tryptic cleavage of the protein kinase are generally known in the art. Such methods identify permanent, irreversible covalent protein adducts by observing a mass peak that corresponds to the mass of a control sample plus the mass of an irreversible adduct. Two such methods are described below.

Mass spectral analysis of intact full kinase

Method:

[0267] A protein kinase (5 μ M) is incubated with a compound of the present disclosure (25 μ M, 5 equiv) for 1 h at room temperature in buffer (20 mM Hepes [pH 8.0], 100 mM NaCl, 10 mM $MgCl_2$). A control sample is also prepared which does not have a compound of the present disclosure. The reaction is stopped by adding an equal volume of 0.4% formic acid, and the samples are analyzed by liquid chromatography (Microtrap C18 Protein column [Michrom Biore-sources], 5% MeCN, 0.2% formic acid, 0.25 mL/min; eluted with 95% MeCN, 0.2% formic acid) and in-line ESI mass spectrometry (LCT Premier, Waters). Molecular masses of the protein kinase and any adducts may be determined with MassLynx deconvolution software.

[0268] Results: High-resolution intact mass spectrometry analysis of a kinase that is inhibited by a compound of the present disclosure will reveal a spectrum similar to the kinase in the absence of inhibitor (e.g. control sample). There will be no formation of a new peak in the mass spectrum corresponding to the molecular mass of the kinase plus the molecular mass of the compound of Formula I. On the basis of this experiment, as can be applied to a compound and/or pharmaceutically acceptable salt as disclosed herein, no permanent, irreversible protein adduct will be apparent to one skilled in the art.

Mass spectral analysis of kinase tryptic digest

Method:

[0269] A protein (10-100 pmols) is incubated with a compound and/or pharmaceutically acceptable salt of the present disclosure (100-1000 pmols, 10 equiv) for 3h prior to tryptic digestion. Iodoacetamide may be used as the alkylating agent after compound incubation. A control sample is also prepared which does not utilize the compound and/or pharmaceutically acceptable salt of the present disclosure. For tryptic digests a 1 μ L aliquot (3.3 pmols) is diluted with 10 μ L of 0.1% TFA prior to micro C18 Zip Tipping directly onto the MALDI target using alpha cyano-4-hydroxy cinnamic acid as the desorption matrix (5mg/mol in 0.1% TFA:Acetonitrile 50:50) or Sinapinic acid as the desorption matrix (10mg/mol in 0.1% TFA:Acetonitrile 50:50).

[0270] Results: High-resolution mass spectrometry analysis of the tryptic fragments of a kinase that is inhibited by a compound and/or pharmaceutically acceptable salt of the present disclosure will reveal a spectrum similar to the kinase

in the absence of inhibitor (e.g. control sample). There will be no evidence of any modified peptides that are not present in the control sample. On the basis of this experiment, no permanent, irreversible protein adducts will be apparent to one skilled in the art.

[0271] Cellular assays are also optionally used to assess the inhibiting properties of a compound of the present disclosure. Cellular assays include cells from any appropriate source, including plant and animal cells (such as mammalian cells). The cellular assays are also optionally conducted in human cells. Cellular assays of BTK inhibition are well known in the art, and include methods in which an inhibitor is delivered into the cell (e.g. by electroporation, passive diffusion, microinjection and the like) and an activity endpoint is measured, such as the amount of phosphorylation of a cellular substrate, the amount of expression of a cellular protein, or some other change in the cellular phenotype known to be affected by the catalytic activity of BTK. For example, phosphorylation of a particular cellular substrate is optionally assessed using a detection antibody specific or the phosphorylated cellular substrate followed by western blotting techniques and visualization using any appropriate means (e.g. fluorescent detection of a fluorescently labeled antibody).

[0272] Measuring the reduction in the BTK catalytic activity in the presence of the present disclosure relative to the activity in the absence of the present disclosure is optionally performed using a variety of methods known in the art, such as the assays described in the Examples section below. Other methods for assaying BTK activity are known in the art.

Example 7

Determination of Drug-Kinase Residence time

[0273] The following is a protocol that can be used to distinguish whether a compound displays a slow or non-existent dissociation rate from BTK, such as typically would occur if a covalent bond is formed between the compound and the target. The read-out for slow dissociation is the ability of the compound of interest to block binding of a high affinity fluorescent tracer molecule to the kinase active site, as detected using time-resolved fluorescence resonance energy transfer (TR-FRET). The experiment was conducted in a buffer consisting of 50 mM Hepes pH 7.5, 10 mM MgCl₂, 0.01% Triton X-100, and 1 mM EGTA.

[0274] The first step of the procedure was incubation of 500 nM BTK (Invitrogen Cat. #PV3587) with 1.5 μ M of a compound of the present disclosure for 30 minutes in a volume of 10 μ L. The mixture was then diluted 5-fold by addition of 40 μ L of buffer. A 10 μ L volume of the diluted kinase/compound solution was then added to a well of a small volume 384 well plate (such as Greiner Cat. #784076). In order to probe for reversibility of the kinase-compound binding interaction, a competition solution containing both a high affinity fluorescent tracer and an antibody coupled to Europium was prepared. For BTK, the competition solution contained 1.5 μ M Tracer 178 (Invitrogen Cat. #PV5593), which is a proprietary high affinity ligand for BTK coupled to the fluorophore AlexaFluor 647. The competition solution also contained 80 nM of an Anti-polyhistidine antibody coupled to Europium (Invitrogen Cat. #PV5596) which is designed to bind the polyhistidine purification tag in BTK.

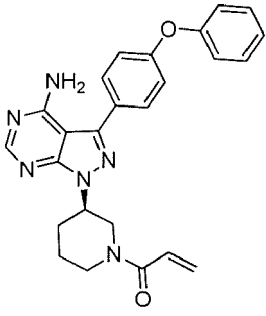
[0275] After addition of 10 μ L of the competition solution to the Greiner plate, the mixture was incubated for one hour or greater to allow time for dissociation of non-covalent inhibitors and binding of the high affinity tracer. It is to be expected that covalent and slow dissociating inhibitors will block binding of the tracer while rapidly dissociating non-covalent inhibitors will not. Binding of the tracer to BTK is detected using TR-FRET between the Europium moiety of the Anti-histidine antibody and the AlexaFluor 647 group of Tracer 178. Binding was evaluated using a Perkin Elmer Envision instrument (Model 2101) equipped with filters and mirrors compatible with LANCE-type TR-FRET experiments. Data were plotted at percentage of signal obtained in the absence of competitor compound. The background signal was obtained by omission of BTK from the reaction. If the compound is an irreversible covalent inhibitor, tracer will be completely blocked from binding to the target throughout the entire course of the experiment. If the compound is a reversible covalent inhibitor, the tracer will bind the target as the compound dissociates from the target.

Example 8

Reversibility of Binding

[0276] The following approach was developed to differentiate compounds that form irreversible covalent bond with their targets, such as non-cyano containing acrylamide compounds, from compound that form reversible covalent bond i.e., compounds and/or pharmaceutically acceptable salts of the present disclosure. Reactions were prepared with the protein target at a higher concentration than the compounds of interest. Both irreversible and reversible covalent compounds bound the target and became depleted from solution. The reactions were then treated with perturbations including both denaturation with 5 M guanidine hydrochloride and digestion with trypsin, disrupting proper folding of the target. It was found that the perturbation returned reversible covalent compounds to solution due to dissociation from the target while irreversible covalent compounds remained bound to the target. The concentration of compound in solution was

assessed both preceding and following perturbation using high performance liquid chromatography (HPLC) coupled to tandem mass spectrometry. Using this technique, it was demonstrated that irreversible covalent compound is depleted from solution in both the native and perturbed state, while compounds and/or pharmaceutically acceptable salts disclosed herein were depleted in the folded state but returned to solution following perturbation of the target evidencing that compounds and/or pharmaceutically acceptable salts disclosed herein form reversible covalent bond.

Compound	Compound in solution in the native state?	Compound in solution in the denatured or digested state?
 (Irreversible inhibitor)	no	no
10	no	yes

Formulation Examples

[0277] The following are representative pharmaceutical formulations containing a compound disclosed herein.

Parenteral Composition

[0278] To prepare a parenteral pharmaceutical composition suitable for administration by injection, 100 mg of a water-soluble salt of a compound disclosed herein is dissolved in 2% HPMC, 1% Tween 80 in DI water, pH 2.2 with MSA, q.s. to at least 20 mg/mL. The mixture is incorporated into a dosage unit form suitable for administration by injection.

Oral Composition

[0279] To prepare a pharmaceutical composition for oral delivery, 400 mg of a compound disclosed herein and the following ingredients are mixed intimately and pressed into single scored tablets.

Tablet Formulation

[0280] The following ingredients are mixed intimately and pressed into single scored tablets.

Ingredient	Quantity per tablet mg
compound of this disclosure	400
cornstarch	50
croscarmellose sodium	25
lactose	120
magnesium stearate	5

Capsule Formulation

[0281] The following ingredients are mixed intimately and loaded into a hard-shell gelatin capsule.

Ingredient	Quantity per capsule mg
compound of this disclosure	200

(continued)

Ingredient	Quantity per capsule mg
lactose spray dried	148
magnesium stearate	2

Inhalation Composition

[0282] To prepare a pharmaceutical composition for inhalation delivery, 20 mg of a compound disclosed herein is mixed with 50 mg of anhydrous citric acid and 100 mL of 0.9% sodium chloride solution. The mixture is incorporated into an inhalation delivery unit, such as a nebulizer, which is suitable for inhalation administration.

Topical Gel Composition

[0283] To prepare a pharmaceutical topical gel composition, 100 mg of a compound disclosed herein is mixed with 1.75 g of hydroxypropyl cellulose, 10 mL of propylene glycol, 10 mL of isopropyl myristate and 100 mL of purified alcohol USP. The resulting gel mixture is then incorporated into containers, such as tubes, which are suitable for topical administration.

Ophthalmic Solution Composition

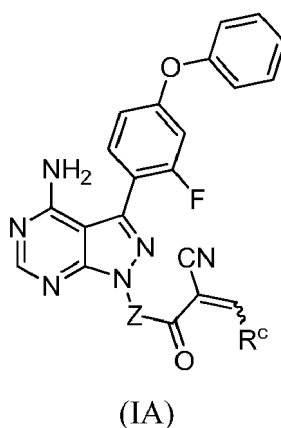
[0284] To prepare a pharmaceutical ophthalmic solution composition, 100 mg of a compound disclosed herein is mixed with 0.9 g of NaCl in 100 mL of purified water and filtered using a 0.2 micron filter. The resulting isotonic solution is then incorporated into ophthalmic delivery units, such as eye drop containers, which are suitable for ophthalmic administration.

Nasal spray solution

[0285] To prepare a pharmaceutical nasal spray solution, 10 g of a compound disclosed herein is mixed with 30 mL of a 0.05M phosphate buffer solution (pH 4.4). The solution is placed in a nasal administrator designed to deliver 100 μ L of spray for each application.

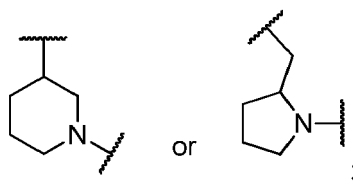
Further Aspects of the Present Invention**[0286]**

1. A compound of Formula (IA):



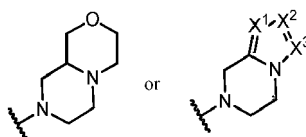
where:

-Z- is:



and
R^c is:

- (a) -C(CH₃)₂-(4-R⁴-piperazin-1-yl) where R⁴ is hydrogen, alkyl, alkoxyalkyl, haloalkyl, alkylsulfonyl, alkoxy-carbonyl, acyl, or oxetan-3-yl and the piperazinyl ring is additionally optionally substituted with one or two alkyl;
(b) -C(CH₃)₂-(3-oxo-4-R^a-piperazin-1-yl) where R^a is hydrogen, alkyl, cycloalkyl, alkoxyalkyl, haloalkyl, or oxetan-3-yl and the piperazinyl ring is additionally optionally substituted with one or two alkyl;
(c) -C(CH₃)₂-NR^boxetan-3-yl where R^b is hydrogen, alkyl, alkoxyalkyl, or cycloalkyl;
(d) -C(CH₃)₂-R^c where R^c is

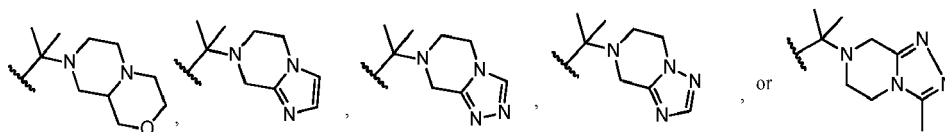


- where one or two of X¹, X² and X³ are nitrogen and the rest are carbon and the ring is optionally substituted with one or two substituents independently selected from alkyl, haloalkyl, or halo; or
(e) -C(CH₃)₂-2-oxa-6-azaspiro[3.3]heptan-6-yl, or -C(CH₃)₂-CH₂morpholine-4-yl; or ;

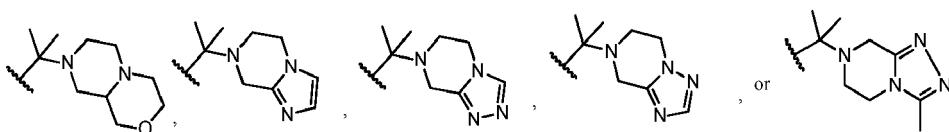
and/or a pharmaceutically acceptable salt thereof.

2. The compound of Aspect 1 and/or a pharmaceutically acceptable salt thereof wherein R^c is:

- C(CH₃)₂-(piperazin-1-yl), -C(CH₃)₂-(4-methylpiperazin-1-yl), -C(CH₃)₂-(4-ethylpiperazin-1-yl),
-C(CH₃)₂-N(CH₃)oxetan-3-yl, -C(CH₃)₂-N(CH₂CH₃)oxetan-3-yl, -C(CH₃)₂-N(cyclopropyl)-oxetan-3-yl,
-C(CH₃)₂-NHoxetan-3-yl, -C(CH₃)₂-2-oxa-6-azaspiro[3.3]heptan-6-yl, -C(CH₃)₂-CH₂morpholine-4-yl,
-C(CH₃)₂-(4-methylsulfonyl-piperazin-1-yl), -C(CH₃)₂-(3-oxo-4-methylpiperazin-1-yl), -C(CH₃)₂-[4-(2-methoxy-ethyl)-piperazin-1-yl],
-C(CH₃)₂-(4-tert-butylpiperazin-1-yl), -C(CH₃)₂-(4-acetyl-piperazin-1-yl),
-C(CH₃)₂-(4-2,2,2-trifluoroethyl-piperazin-1-yl), -C(CH₃)₂-(4-isopropylpiperazin-1-yl), -C(CH₃)₂-(2,5-dimethyl-piperazin-1-yl),
-C(CH₃)₂-(3,5-dimethylpiperazin-1-yl), -C(CH₃)₂-(3,4,5-trimethylpiperazin-1-yl),
-C(CH₃)₂-(2,4,5-trimethylpiperazin-1-yl), -C(CH₃)₂-(4-oxetan-3-ylpiperazin-1-yl), -C(CH₃)₂-(4-methoxycarbonylpiperazin-1-yl), -C(CH₃)₂-(3,5-dimethylpiperazin-1-yl),



3. The compound of Aspect 1 and/or a pharmaceutically acceptable salt thereof wherein R^c is -C(CH₃)₂-(3-oxo-4-methylpiperazin-1-yl), -C(CH₃)₂-[4-(2-methoxyethyl)-piperazin-1-yl], -C(CH₃)₂-(4-tert-butylpiperazin-1-yl),
-C(CH₃)₂-(4-isopropylpiperazin-1-yl), -C(CH₃)₂-(2,5-dimethyl-piperazin-1-yl), -C(CH₃)₂-(3,5-dimethylpiperazin-1-yl),
-C(CH₃)₂-(3,4,5-trimethylpiperazin-1-yl), -C(CH₃)₂-(2,4,5-trimethylpiperazin-1-yl), -C(CH₃)₂-(4-oxetan-3-ylpiperazin-1-yl),
-C(CH₃)₂-(4-methoxycarbonylpiperazin-1-yl), -C(CH₃)₂-(3,5-dimethylpiperazin-1-yl), or



4. The compound of Aspect 1 and/or a pharmaceutically acceptable salt thereof wherein R^c is -C(CH₃)₂-(piperazin-1-yl), -C(CH₃)₂-(4-methylpiperazin-1-yl), -C(CH₃)₂-(4-ethylpiperazin-1-yl), -C(CH₃)₂-N(CH₃)oxetan-3-yl, -C(CH₃)₂-N(CH₂CH₃)oxetan-3-yl, -C(CH₃)₂-N(cyclopropyl)oxetan-3-yl, -C(CH₃)₂-NHoxetan-3-yl, or -C(CH₃)₂-2-oxa-6-azaspiro[3.3]heptan-6-yl.

5. The compound of Aspect 1 and/or a pharmaceutically acceptable salt thereof wherein the compound is chosen from:

2-[(2S)-2-[[4-amino-3-(2-fluoro-4-phenoxyphenyl)pyrazolo[3,4-d]pyrimidin-1-yl]-methyl]pyrrolidine-1-carbon-
yl]-4-methyl-4-(4-methylpiperazin-1-yl)pent-2-enenitrile;
2-[(2R)-2-[[4-amino-3-(2-fluoro-4-phenoxyphenyl)pyrazolo[3,4-d]pyrimidin-1-yl]-methyl]pyrrolidine-1-carbon-
yl]-4-methyl-4-(4-methylpiperazin-1-yl)pent-2-enenitrile;
2-[(2S)-2-[[4-amino-3-(2-fluoro-4-phenoxyphenyl)pyrazolo[3,4-d]pyrimidin-1-yl]methyl]pyrrolidine-1-carbon-
yl]-4-methyl-4-piperazin-1-yl-pent-2-enenitrile;
2-[(2R)-2-[[4-amino-3-(2-fluoro-4-phenoxyphenyl)pyrazolo[3,4-d]pyrimidin-1-yl]methyl]pyrrolidine-1-carbon-
yl]-4-methyl-4-piperazin-1-yl-pent-2-enenitrile;
2-[(2S)-2-[[4-amino-3-(2-fluoro-4-phenoxyphenyl)pyrazolo[3,4-d]pyrimidin-1-yl]methyl]pyrrolidine-1-carbon-
yl]-4-methyl-4-[methyl(oxetan-3-yl)amino]pent-2-enenitrile;
2-[(2R)-2-[[4-amino-3-(2-fluoro-4-phenoxyphenyl)pyrazolo[3,4-d]pyrimidin-1-yl]methyl]pyrrolidine-1-carbon-
yl]-4-methyl-4-[methyl(oxetan-3-yl)amino]pent-2-enenitrile;
2-[(2S)-2-[[4-amino-3-(2-fluoro-4-phenoxyphenyl)pyrazolo[3,4-d]pyrimidin-1-yl]methyl]pyrrolidine-1-carbon-
yl]-4-methyl-4-(oxetan-3-ylamino)pent-2-enenitrile;
2-[(2R)-2-[[4-amino-3-(2-fluoro-4-phenoxyphenyl)pyrazolo[3,4-d]pyrimidin-1-yl]methyl]pyrrolidine-1-carbon-
yl]-4-methyl-4-(oxetan-3-ylamino)pent-2-enenitrile;
2-[(3R)-3-[4-amino-3-(2-fluoro-4-phenoxyphenyl)pyrazolo[3,4-d]pyrimidin-1-yl]piperidine-1-carbonyl]-4-me-
thyl-4-[methyl(oxetan-3-yl)amino]pent-2-enenitrile;
2-[(3S)-3-[4-amino-3-(2-fluoro-4-phenoxyphenyl)pyrazolo[3,4-d]pyrimidin-1-yl]piperidine-1-carbonyl]-4-me-
thyl-4-[methyl(oxetan-3-yl)amino]pent-2-enenitrile;
2-[(3R)-3-[4-amino-3-(2-fluoro-4-phenoxyphenyl)-1H-pyrazolo[3,4-d]-pyrimidin-1-yl]-piperidin-1-yl]carbonyl]-
4-methyl-4-(4-methylpiperazin-1-yl)pent-2-enenitrile;
2-[(3S)-3-[4-amino-3-(2-fluoro-4-phenoxyphenyl)-1H-pyrazolo[3,4-d]-pyrimidin-1-yl]-piperidin-1-yl]carbonyl]-
4-methyl-4-(4-methylpiperazin-1-yl)pent-2-enenitrile;
2-[(R)-3-(4-amino-3-(2-fluoro-4-phenoxyphenyl)-1H-pyrazolo[3,4-d]pyrimidin-1-yl)piperidine-1-carbonyl]-4-
methyl-4-(piperazin-1-yl)pent-2-enenitrile;
2-[(S)-3-(4-amino-3-(2-fluoro-4-phenoxyphenyl)-1H-pyrazolo[3,4-d]pyrimidin-1-yl)piperidine-1-carbonyl]-4-
methyl-4-(piperazin-1-yl)pent-2-enenitrile;
(S)-2-(2-[(4-amino-3-(2-fluoro-4-phenoxyphenyl)-1H-pyrazolo[3,4-d]pyrimidin-1-yl)methyl]pyrrolidine-1-carbo-
nyl)-4-(ethyl(oxetan-3-yl)amino)-4-methylpent-2-enenitrile;
(R)-2-(2-[(4-amino-3-(2-fluoro-4-phenoxyphenyl)-1H-pyrazolo[3,4-d]pyrimidin-1-yl)methyl]pyrrolidine-1-carbo-
nyl)-4-(ethyl(oxetan-3-yl)amino)-4-methylpent-2-enenitrile;
(S)-2-(3-(4-amino-3-(2-fluoro-4-phenoxyphenyl)-1H-pyrazolo[3,4-d]pyrimidin-1-yl)piperidine-1-carbonyl)-4-
methyl-4-(ethyl(oxetan-3-yl)amino)pent-2-enenitrile;
(R)-2-(3-(4-amino-3-(2-fluoro-4-phenoxyphenyl)-1H-pyrazolo[3,4-d]pyrimidin-1-yl)piperidine-1-carbonyl)-4-
methyl-4-(ethyl(oxetan-3-yl)amino)pent-2-enenitrile;
(S)-2-(3-(4-amino-3-(2-fluoro-4-phenoxyphenyl)-1H-pyrazolo [3,4-d]pyrimidin-1-yl)piperidine-1-carbonyl)-4-
methyl-4-(2-oxa-6-azaspiro[3.3]heptan-6-yl)pent-2-enenitrile;
(R)-2-(3-(4-amino-3-(2-fluoro-4-phenoxyphenyl)-1H-pyrazolo[3,4-d]pyrimidin-1-yl)piperidine-1-carbonyl)-4-
methyl-4-(2-oxa-6-azaspiro[3.3]heptan-6-yl)pent-2-enenitrile;
(S)-2-(2-[(4-amino-3-(2-fluoro-4-phenoxyphenyl)-1H-pyrazolo[3,4-d]pyrimidin-1-yl)methyl]pyrrolidine-1-carbo-
nyl)-4-methyl-4-(2-oxa-6-azaspiro[3.3]heptan-6-yl)pent-2-enenitrile;
(R)-2-(2-[(4-amino-3-(2-fluoro-4-phenoxyphenyl)-1H-pyrazolo[3,4-d]pyrimidin-1-yl)methyl]pyrrolidine-1-carbo-
nyl)-4-methyl-4-(2-oxa-6-azaspiro[3.3]heptan-6-yl)pent-2-enenitrile;
2-[(2S)-2-[[4-amino-3-(2-fluoro-4-phenoxyphenyl)pyrazolo[3,4-d]pyrimidin-1-yl]-methyl]pyrrolidine-1-carbon-
yl]-4-methyl-4-(4-ethylpiperazin-1-yl)pent-2-enenitrile;
2-[(2R)-2-[[4-amino-3-(2-fluoro-4-phenoxyphenyl)pyrazolo[3,4-d]pyrimidin-1-yl]-methyl]pyrrolidine-1-carbon-
yl]-4-methyl-4-(4-ethylpiperazin-1-yl)pent-2-enenitrile;
2-[(3R)-3-[4-amino-3-(2-fluoro-4-phenoxyphenyl)-1H-pyrazolo [3,4-d]-pyrimidin-1-yl]-piperidin-1-yl]carbonyl]-
4-methyl-4-(4-ethylpiperazin-1-yl)pent-2-enenitrile;
2-[(3S)-3-[4-amino-3-(2-fluoro-4-phenoxyphenyl)-1H-pyrazolo[3,4-d]-pyrimidin-1-yl]-piperidin-1-yl]carbonyl]-

[illegible]

4-((2S,5R)-2,5-dimethylpiperazin-1-yl)-4-methylpent-2-enenitrile;
 2-((S)-3-(4-amino-3-(2-fluoro-4-phenoxyphenyl)-1H-pyrazolo[3,4-d]pyrimidin-1-yl)piperidine-1-carbonyl)-
 4-((2S,5R)-2,5-dimethylpiperazin-1-yl)-4-methylpent-2-enenitrile;
 2-((R)-3-(4-amino-3-(2-fluoro-4-phenoxyphenyl)-1H-pyrazolo[3,4-d]pyrimidin-1-yl)piperidine-1-carbonyl)-4-
 5 methyl-4-((2S,5R)-2,4,5-trimethylpiperazin-1-yl)pent-2-enenitrile;
 2-((S)-3-(4-amino-3-(2-fluoro-4-phenoxyphenyl)-1H-pyrazolo[3,4-d]pyrimidin-1-yl)piperidine-1-carbonyl)-4-
 methyl-4-((2S,5R)-2,4,5-trimethylpiperazin-1-yl)pent-2-enenitrile;
 (R)-2-(3-(4-amino-3-(2-fluoro-4-phenoxyphenyl)-1H-pyrazolo[3,4-d]pyrimidin-1-yl)piperidine-1-carbonyl)-
 4-(5,6-dihydroimidazo[1,2-a]pyrazin-7(8H)-yl)-4-methylpent-2-enenitrile;
 10 (S)-2-(3-(4-amino-3-(2-fluoro-4-phenoxyphenyl)-1H-pyrazolo[3,4-d]pyrimidin-1-yl)piperidine-1-carbonyl)-
 4-(5,6-dihydroimidazo[1,2-a]pyrazin-7(8H)-yl)-4-methylpent-2-enenitrile;
 (R)-2-(3-(4-amino-3-(2-fluoro-4-phenoxyphenyl)-1H-pyrazolo[3,4-d]pyrimidin-1-yl)piperidine-1-carbonyl)-4-
 methyl-4-(4-(methylsulfonyl)piperazin-1-yl)pent-2-enenitrile;
 (S)-2-(3-(4-amino-3-(2-fluoro-4-phenoxyphenyl)-1H-pyrazolo[3,4-d]pyrimidin-1-yl)piperidine-1-carbonyl)-4-
 15 methyl-4-(4-(methylsulfonyl)piperazin-1-yl)pent-2-enenitrile;
 (R)-2-(3-(4-amino-3-(2-fluoro-4-phenoxyphenyl)-1H-pyrazolo[3,4-d]pyrimidin-1-yl)piperidine-1-carbonyl)-4-
 methyl-4-(4-methyl-3-oxopiperazin-1-yl)pent-2-enenitrile;
 (S)-2-(3-(4-amino-3-(2-fluoro-4-phenoxyphenyl)-1H-pyrazolo[3,4-d]pyrimidin-1-yl)piperidine-1-carbonyl)-4-
 methyl-4-(4-methyl-3-oxopiperazin-1-yl)pent-2-enenitrile;
 20 (R)-4-(4-acetyl piperazin-1-yl)-2-(3-(4-amino-3-(2-fluoro-4-phenoxyphenyl)-1H-pyrazolo[3,4-d]pyrimidin-1-
 yl)piperidine-1-carbonyl)-4-methylpent-2-enenitrile;
 (S)-4-(4-acetyl piperazin-1-yl)-2-(3-(4-amino-3-(2-fluoro-4-phenoxyphenyl)-1H-pyrazolo[3,4-d]pyrimidin-1-
 yl)piperidine-1-carbonyl)-4-methylpent-2-enenitrile;
 (R)-methyl 4-(5-(3-(4-amino-3-(2-fluoro-4-phenoxyphenyl)-1H-pyrazolo[3,4-d]pyrimidin-1-yl)piperidin-1-yl)-4-
 25 cyano-2-methyl-5-oxopent-3-en-2-yl)piperazine-1-carboxylate;
 (S)-methyl 4-(5-(3-(4-amino-3-(2-fluoro-4-phenoxyphenyl)-1H-pyrazolo[3,4-d]pyrimidin-1-yl)piperidin-1-yl)-4-
 cyano-2-methyl-5-oxopent-3-en-2-yl)piperazine-1-carboxylate;
 (R)-2-(3-(4-amino-3-(2-fluoro-4-phenoxyphenyl)-1H-pyrazolo[3,4-d]pyrimidin-1-yl)piperidine-1-carbonyl)-4,4-
 dimethyl-5-morpholinopent-2-enenitrile;
 30 (S)-2-(3-(4-amino-3-(2-fluoro-4-phenoxyphenyl)-1H-pyrazolo[3,4-d]pyrimidin-1-yl)piperidine-1-carbonyl)-4,4-
 dimethyl-5-morpholinopent-2-enenitrile;

or a mixture of R and S isomers thereof; or

an (E) or (Z) isomer of any of the above compounds.

6. An E isomer of any of:

2-[(2S)-2-[[4-amino-3-(2-fluoro-4-phenoxyphenyl)pyrazolo[3,4-d]pyrimidin-1-yl]-methyl]pyrrolidine-1-carbon-
 yl]-4-methyl-4-(4-methylpiperazin-1-yl)pent-2-enenitrile;
 2-[(2R)-2-[[4-amino-3-(2-fluoro-4-phenoxyphenyl)pyrazolo[3,4-d]pyrimidin-1-yl]-methyl]pyrrolidine-1-carbon-
 40 yl]-4-methyl-4-(4-methylpiperazin-1-yl)pent-2-enenitrile;
 2-[(2S)-2-[[4-amino-3-(2-fluoro-4-phenoxy-phenyl)pyrazolo[3,4-d]pyrimidin-1-yl]methyl]pyrrolidine-1-carbon-
 yl]-4-methyl-4-piperazin-1-yl-pent-2-enenitrile;
 2-[(2R)-2-[[4-amino-3-(2-fluoro-4-phenoxy-phenyl)pyrazolo[3,4-d]pyrimidin-1-yl]methyl]pyrrolidine-1-carbon-
 4-methyl-4-piperazin-1-yl-pent-2-enenitrile;
 45 2-[(2S)-2-[[4-amino-3-(2-fluoro-4-phenoxy-phenyl)pyrazolo[3,4-d]pyrimidin-1-yl]methyl]pyrrolidine-1-carbon-
 yl]-4-methyl-4-[methyl(oxetan-3-yl)amino]pent-2-enenitrile;
 2-[(2R)-2-[[4-amino-3-(2-fluoro-4-phenoxy-phenyl)pyrazolo[3,4-d]pyrimidin-1-yl]methyl]pyrrolidine-1-carbon-
 yl]-4-methyl-4-[methyl(oxetan-3-yl)amino]pent-2-enenitrile;
 2-[(2S)-2-[[4-amino-3-(2-fluoro-4-phenoxy-phenyl)pyrazolo[3,4-d]pyrimidin-1-yl]methyl]pyrrolidine-1-carbon-
 50 yl]-4-methyl-4-(oxetan-3-ylamino)pent-2-enenitrile;
 2-[(2R)-2-[[4-amino-3-(2-fluoro-4-phenoxy-phenyl)pyrazolo[3,4-d]pyrimidin-1-yl]methyl]pyrrolidine-1-carbon-
 yl]-4-methyl-4-(oxetan-3-ylamino)pent-2-enenitrile;
 2-[(3R)-3-[4-amino-3-(2-fluoro-4-phenoxy-phenyl)pyrazolo[3,4-d]pyrimidin-1-yl]piperidine-1-carbonyl]-4-me-
 thyl-4-[methyl(oxetan-3-yl)amino]pent-2-enenitrile;
 55 2-[(3S)-3-[4-amino-3-(2-fluoro-4-phenoxy-phenyl)pyrazolo[3,4-d]pyrimidin-1-yl]piperidine-1-carbonyl]-4-me-
 thyl-4-[methyl(oxetan-3-yl)amino]pent-2-enenitrile;
 2-[(3R)-3-[4-amino-3-(2-fluoro-4-phenoxyphenyl)-1H-pyrazolo[3,4-d]-pyrimidin-1-yl]-piperidin-1-yl]carbonyl]-
 4-methyl-4-(4-methylpiperazin-1-yl)pent-2-enenitrile;

[illegible]

2-((R)-3-(4-amino-3-(2-fluoro-4-phenoxyphenyl)-1H-pyrazolo[3,4-d]pyrimidin-1-yl)piperidine-1-carbonyl)-
 4-((R)-hexahydropyrazino[2,1-c][1,4]oxazin-8(1H)-yl)-4-methylpent-2-enenitrile;
 2-((S)-3-(4-amino-3-(2-fluoro-4-phenoxyphenyl)-1H-pyrazolo[3,4-d]pyrimidin-1-yl)piperidine-1-carbonyl)-
 4-((R)-hexahydropyrazino[2,1-c][1,4]oxazin-8(1H)-yl)-4-methylpent-2-enenitrile;
 5 2-((R)-3-(4-amino-3-(2-fluoro-4-phenoxyphenyl)-1H-pyrazolo[3,4-d]pyrimidin-1-yl)piperidine-1-carbonyl)-
 4-((S)-hexahydropyrazino[2,1-c][1,4]oxazin-8(1H)-yl)-4-methylpent-2-enenitrile;
 2-((S)-3-(4-amino-3-(2-fluoro-4-phenoxyphenyl)-1H-pyrazolo[3,4-d]pyrimidin-1-yl)piperidine-1-carbonyl)-
 4-((S)-hexahydropyrazino[2,1-c][1,4]oxazin-8(1H)-yl)-4-methylpent-2-enenitrile;
 10 (R)-2-(3-(4-amino-3-(2-fluoro-4-phenoxyphenyl)-1H-pyrazolo[3,4-d]pyrimidin-1-yl)piperidine-1-carbonyl)-4-
 methyl-4-(4-(2,2,2-trifluoroethyl)piperazin-1-yl)pent-2-enenitrile;
 (S)-2-(3-(4-amino-3-(2-fluoro-4-phenoxyphenyl)-1H-pyrazolo[3,4-d]pyrimidin-1-yl)piperidine-1-carbonyl)-4-
 methyl-4-(4-(2,2,2-trifluoroethyl)piperazin-1-yl)pent-2-enenitrile;
 2-((R)-3-(4-amino-3-(2-fluoro-4-phenoxyphenyl)-1H-pyrazolo[3,4-d]pyrimidin-1-yl)piperidine-1-carbonyl)-4-
 methyl-4-((3 S,SR)-3,4,5-trimethylpiperazin-1-yl)pent-2-enenitrile;
 15 2-((S)-3-(4-amino-3-(2-fluoro-4-phenoxyphenyl)-1H-pyrazolo[3,4-d]pyrimidin-1-yl)piperidine-1-carbonyl)-4-
 methyl-4-((3 S,SR)-3,4,5-trimethylpiperazin-1-yl)pent-2-enenitrile;
 2-((R)-3-(4-amino-3-(2-fluoro-4-phenoxyphenyl)-1H-pyrazolo[3,4-d]pyrimidin-1-yl)piperidine-1-carbonyl)-
 4-((3S,5R)-3,5-dimethylpiperazin-1-yl)-4-methylpent-2-enenitrile;
 2-((S)-3-(4-amino-3-(2-fluoro-4-phenoxyphenyl)-1H-pyrazolo[3,4-d]pyrimidin-1-yl)piperidine-1-carbonyl)-
 4-((3S,5R)-3,5-dimethylpiperazin-1-yl)-4-methylpent-2-enenitrile;
 20 2-((R)-3-(4-amino-3-(2-fluoro-4-phenoxyphenyl)-1H-pyrazolo[3,4-d]pyrimidin-1-yl)piperidine-1-carbonyl)-
 4-((2R,5S)-2,5-dimethylpiperazin-1-yl)-4-methylpent-2-enenitrile;
 2-((S)-3-(4-amino-3-(2-fluoro-4-phenoxyphenyl)-1H-pyrazolo[3,4-d]pyrimidin-1-yl)piperidine-1-carbonyl)-
 4-((2R,5S)-2,5-dimethylpiperazin-1-yl)-4-methylpent-2-enenitrile;
 25 2-((R)-3-(4-amino-3-(2-fluoro-4-phenoxyphenyl)-1H-pyrazolo[3,4-d]pyrimidin-1-yl)piperidine-1-carbonyl)-4-
 methyl-4-((2R,5S)-2,4,5-trimethylpiperazin-1-yl)pent-2-enenitrile;
 2-((S)-3-(4-amino-3-(2-fluoro-4-phenoxyphenyl)-1H-pyrazolo[3,4-d]pyrimidin-1-yl)piperidine-1-carbonyl)-4-
 methyl-4-((2R,5S)-2,4,5-trimethylpiperazin-1-yl)pent-2-enenitrile;
 30 2-((R)-3-(4-amino-3-(2-fluoro-4-phenoxyphenyl)-1H-pyrazolo[3,4-d]pyrimidin-1-yl)piperidine-1-carbonyl)-
 4-((2S,5R)-2,5-dimethylpiperazin-1-yl)-4-methylpent-2-enenitrile;
 2-((S)-3-(4-amino-3-(2-fluoro-4-phenoxyphenyl)-1H-pyrazolo[3,4-d]pyrimidin-1-yl)piperidine-1-carbonyl)-
 4-((2S,5R)-2,5-dimethylpiperazin-1-yl)-4-methylpent-2-enenitrile;
 35 2-((R)-3-(4-amino-3-(2-fluoro-4-phenoxyphenyl)-1H-pyrazolo[3,4-d]pyrimidin-1-yl)piperidine-1-carbonyl)-4-
 methyl-4-((2S,5R)-2,4,5-trimethylpiperazin-1-yl)pent-2-enenitrile;
 2-((S)-3-(4-amino-3-(2-fluoro-4-phenoxyphenyl)-1H-pyrazolo[3,4-d]pyrimidin-1-yl)piperidine-1-carbonyl)-4-
 methyl-4-((2S,5R)-2,4,5-trimethylpiperazin-1-yl)pent-2-enenitrile;
 (R)-2-(3-(4-amino-3-(2-fluoro-4-phenoxyphenyl)-1H-pyrazolo[3,4-d]pyrimidin-1-yl)piperidine-1-carbonyl)-
 4-(5,6-dihydroimidazo[1,2-a]pyrazin-7(8H)-yl)-4-methylpent-2-enenitrile;
 40 (S)-2-(3-(4-amino-3-(2-fluoro-4-phenoxyphenyl)-1H-pyrazolo[3,4-d]pyrimidin-1-yl)piperidine-1-carbonyl)-
 4-(5,6-dihydroimidazo[1,2-a]pyrazin-7(8H)-yl)-4-methylpent-2-enenitrile;
 (R)-2-(3-(4-amino-3-(2-fluoro-4-phenoxyphenyl)-1H-pyrazolo[3,4-d]pyrimidin-1-yl)piperidine-1-carbonyl)-4-
 methyl-4-(4-(methylsulfonyl)piperazin-1-yl)pent-2-enenitrile;
 (S)-2-(3-(4-amino-3-(2-fluoro-4-phenoxyphenyl)-1H-pyrazolo[3,4-d]pyrimidin-1-yl)piperidine-1-carbonyl)-4-
 methyl-4-(4-(methylsulfonyl)piperazin-1-yl)pent-2-enenitrile;
 45 (R)-2-(3-(4-amino-3-(2-fluoro-4-phenoxyphenyl)-1H-pyrazolo[3,4-d]pyrimidin-1-yl)piperidine-1-carbonyl)-4-
 methyl-4-(4-methyl-3-oxopiperazin-1-yl)pent-2-enenitrile;
 (S)-2-(3-(4-amino-3-(2-fluoro-4-phenoxyphenyl)-1H-pyrazolo[3,4-d]pyrimidin-1-yl)piperidine-1-carbonyl)-4-
 methyl-4-(4-methyl-3-oxopiperazin-1-yl)pent-2-enenitrile;
 (R)-4-(4-acetyl piperazin-1-yl)-2-(3-(4-amino-3-(2-fluoro-4-phenoxyphenyl)-1H-pyrazolo[3,4-d]pyrimidin-1-
 50 yl)piperidine-1-carbonyl)-4-methylpent-2-enenitrile;
 (S)-4-(4-acetyl piperazin-1-yl)-2-(3-(4-amino-3-(2-fluoro-4-phenoxyphenyl)-1H-pyrazolo[3,4-d]pyrimidin-1-
 yl)piperidine-1-carbonyl)-4-methylpent-2-enenitrile;
 (R)-methyl 4-(5-(3-(4-amino-3-(2-fluoro-4-phenoxyphenyl)-1H-pyrazolo[3,4-d]pyrimidin-1-yl)piperidin-1-yl)-4-
 cyano-2-methyl-5-oxopent-3-en-2-yl)piperazine-1-carboxylate;
 55 (S)-methyl 4-(5-(3-(4-amino-3-(2-fluoro-4-phenoxyphenyl)-1H-pyrazolo[3,4-d]pyrimidin-1-yl)piperidin-1-yl)-4-
 cyano-2-methyl-5-oxopent-3-en-2-yl)piperazine-1-carboxylate;
 (R)-2-(3-(4-amino-3-(2-fluoro-4-phenoxyphenyl)-1H-pyrazolo[3,4-d]pyrimidin-1-yl)piperidine-1-carbonyl)-4,4-
 dimethyl-5-morpholinopent-2-enenitrile;

(S)-2-(3-(4-amino-3-(2-fluoro-4-phenoxyphenyl)-1H-pyrazolo[3,4-d]pyrimidin-1-yl)piperidine-1-carbonyl)-4,4-dimethyl-5-morpholinopent-2-enenitrile;

and/or of any pharmaceutically acceptable salt thereof.

7. A Z isomer of any of:

2-[(2S)-2-[[4-amino-3-(2-fluoro-4-phenoxyphenyl)pyrazolo[3,4-d]pyrimidin-1-yl]-methyl]pyrrolidine-1-carbonyl]-4-methyl-4-(4-methylpiperazin-1-yl)pent-2-enenitrile;
 2-[(2R)-2-[[4-amino-3-(2-fluoro-4-phenoxyphenyl)pyrazolo[3,4-d]pyrimidin-1-yl]-methyl]pyrrolidine-1-carbonyl]-4-methyl-4-(4-methylpiperazin-1-yl)pent-2-enenitrile;
 2-[(2S)-2-[[4-amino-3-(2-fluoro-4-phenoxyphenyl)pyrazolo[3,4-d]pyrimidin-1-yl]methyl]pyrrolidine-1-carbonyl]-4-methyl-4-piperazin-1-yl-pent-2-enenitrile;
 2-[(2R)-2-[[4-amino-3-(2-fluoro-4-phenoxyphenyl)pyrazolo[3,4-d]pyrimidin-1-yl]methyl]pyrrolidine-1-carbonyl]-4-methyl-4-piperazin-1-yl-pent-2-enenitrile;
 2-[(2S)-2-[[4-amino-3-(2-fluoro-4-phenoxyphenyl)pyrazolo[3,4-d]pyrimidin-1-yl]methyl]pyrrolidine-1-carbonyl]-4-methyl-4-[methyl(oxetan-3-yl)amino]pent-2-enenitrile;
 2-[(2R)-2-[[4-amino-3-(2-fluoro-4-phenoxyphenyl)pyrazolo[3,4-d]pyrimidin-1-yl]methyl]pyrrolidine-1-carbonyl]-4-methyl-4-[methyl(oxetan-3-yl)amino]pent-2-enenitrile;
 2-[(2S)-2-[[4-amino-3-(2-fluoro-4-phenoxyphenyl)pyrazolo[3,4-d]pyrimidin-1-yl]methyl]pyrrolidine-1-carbonyl]-4-methyl-4-(oxetan-3-ylamino)pent-2-enenitrile;
 2-[(2R)-2-[[4-amino-3-(2-fluoro-4-phenoxyphenyl)pyrazolo[3,4-d]pyrimidin-1-yl]methyl]pyrrolidine-1-carbonyl]-4-methyl-4-(oxetan-3-ylamino)pent-2-enenitrile;
 2-[(3R)-3-[4-amino-3-(2-fluoro-4-phenoxyphenyl)pyrazolo[3,4-d]pyrimidin-1-yl]piperidine-1-carbonyl]-4-methyl-4-[methyl(oxetan-3-yl)amino]pent-2-enenitrile;
 2-[(3S)-3-[4-amino-3-(2-fluoro-4-phenoxyphenyl)pyrazolo[3,4-d]pyrimidin-1-yl]piperidine-1-carbonyl]-4-methyl-4-[methyl(oxetan-3-yl)amino]pent-2-enenitrile;
 2-[(3R)-3-[4-amino-3-(2-fluoro-4-phenoxyphenyl)-1H-pyrazolo[3,4-d]-pyrimidin-1-yl]-piperidin-1-yl]carbonyl]-4-methyl-4-(4-methylpiperazin-1-yl)pent-2-enenitrile;
 2-[(3S)-3-[4-amino-3-(2-fluoro-4-phenoxyphenyl)-1H-pyrazolo[3,4-d]-pyrimidin-1-yl]-piperidin-1-yl]carbonyl]-4-methyl-4-(4-methylpiperazin-1-yl)pent-2-enenitrile;
 2-[(R)-3-(4-amino-3-(2-fluoro-4-phenoxyphenyl)-1H-pyrazolo[3,4-d]pyrimidin-1-yl)piperidine-1-carbonyl]-4-methyl-4-(piperazin-1-yl)pent-2-enenitrile;
 2-[(S)-3-(4-amino-3-(2-fluoro-4-phenoxyphenyl)-1H-pyrazolo[3,4-d]pyrimidin-1-yl)piperidine-1-carbonyl]-4-methyl-4-(piperazin-1-yl)pent-2-enenitrile;
 (S)-2-(2-[(4-amino-3-(2-fluoro-4-phenoxyphenyl)-1H-pyrazolo[3,4-d]pyrimidin-1-yl)methyl]pyrrolidine-1-carbonyl)-4-(ethyl(oxetan-3-yl)amino)-4-methylpent-2-enenitrile;
 (R)-2-(2-[(4-amino-3-(2-fluoro-4-phenoxyphenyl)-1H-pyrazolo[3,4-d]pyrimidin-1-yl)methyl]pyrrolidine-1-carbonyl)-4-(ethyl(oxetan-3-yl)amino)-4-methylpent-2-enenitrile;
 (S)-2-(3-(4-amino-3-(2-fluoro-4-phenoxyphenyl)-1H-pyrazolo[3,4-d]pyrimidin-1-yl)piperidine-1-carbonyl)-4-methyl-4-(ethyl(oxetan-3-yl)amino)pent-2-enenitrile;
 (R)-2-(3-(4-amino-3-(2-fluoro-4-phenoxyphenyl)-1H-pyrazolo[3,4-d]pyrimidin-1-yl)piperidine-1-carbonyl)-4-methyl-4-(ethyl(oxetan-3-yl)amino)pent-2-enenitrile;
 (S)-2-(3-(4-amino-3-(2-fluoro-4-phenoxyphenyl)-1H-pyrazolo[3,4-d]pyrimidin-1-yl)piperidine-1-carbonyl)-4-methyl-4-(2-oxa-6-azaspiro[3.3]heptan-6-yl)pent-2-enenitrile;
 (R)-2-(3-(4-amino-3-(2-fluoro-4-phenoxyphenyl)-1H-pyrazolo[3,4-d]pyrimidin-1-yl)piperidine-1-carbonyl)-4-methyl-4-(2-oxa-6-azaspiro[3.3]heptan-6-yl)pent-2-enenitrile;
 (S)-2-(2-[(4-amino-3-(2-fluoro-4-phenoxyphenyl)-1H-pyrazolo[3,4-d]pyrimidin-1-yl)methyl]pyrrolidine-1-carbonyl)-4-methyl-4-(2-oxa-6-azaspiro[3.3]heptan-6-yl)pent-2-enenitrile;
 (R)-2-(2-[(4-amino-3-(2-fluoro-4-phenoxyphenyl)-1H-pyrazolo[3,4-d]pyrimidin-1-yl)methyl]pyrrolidine-1-carbonyl)-4-methyl-4-(2-oxa-6-azaspiro[3.3]heptan-6-yl)pent-2-enenitrile;
 2-[(2S)-2-[[4-amino-3-(2-fluoro-4-phenoxyphenyl)pyrazolo[3,4-d]pyrimidin-1-yl]-methyl]pyrrolidine-1-carbonyl]-4-methyl-4-(4-ethylpiperazin-1-yl)pent-2-enenitrile;
 2-[(2R)-2-[[4-amino-3-(2-fluoro-4-phenoxyphenyl)pyrazolo[3,4-d]pyrimidin-1-yl]-methyl]pyrrolidine-1-carbonyl]-4-methyl-4-(4-ethylpiperazin-1-yl)pent-2-enenitrile;
 2-[(3R)-3-[4-amino-3-(2-fluoro-4-phenoxyphenyl)-1H-pyrazolo[3,4-d]-pyrimidin-1-yl]-piperidin-1-yl]carbonyl]-4-methyl-4-(4-ethylpiperazin-1-yl)pent-2-enenitrile;
 2-[(3S)-3-[4-amino-3-(2-fluoro-4-phenoxyphenyl)-1H-pyrazolo[3,4-d]-pyrimidin-1-yl]-piperidin-1-yl]carbonyl]-4-methyl-4-(4-ethylpiperazin-1-yl)pent-2-enenitrile;

(S)-2-(3-(4-amino-3-(2-fluoro-4-phenoxyphenyl)-1H-pyrazolo[3,4-d]pyrimidin-1-yl)piperidine-1-carbonyl)-4-methyl-4-(oxetan-3-yl)aminopent-2-enenitrile;
(R)-2-(3-(4-amino-3-(2-fluoro-4-phenoxyphenyl)-1H-pyrazolo[3,4-d]pyrimidin-1-yl)piperidine-1-carbonyl)-4-methyl-4-(oxetan-3-yl)aminopent-2-enenitrile;
5 (R)-2-(2-((4-amino-3-(2-fluoro-4-phenoxyphenyl)-1H-pyrazolo[3,4-d]pyrimidin-1-yl)methyl)pyrrolidine-1-carbonyl)-4-(cyclopropyl(oxetan-3-yl)amino)-4-methylpent-2-enenitrile;
(S)-2-(2-((4-amino-3-(2-fluoro-4-phenoxyphenyl)-1H-pyrazolo[3,4-d]pyrimidin-1-yl)methyl)pyrrolidine-1-carbonyl)-4-(cyclopropyl(oxetan-3-yl)amino)-4-methylpent-2-enenitrile;
10 (R)-2-(3-(4-amino-3-(2-fluoro-4-phenoxyphenyl)-1H-pyrazolo[3,4-d]pyrimidin-1-yl)piperidine-1-carbonyl)-4-(cyclopropyl(oxetan-3-yl)amino)-4-methylpent-2-enenitrile;
(S)-2-(3-(4-amino-3-(2-fluoro-4-phenoxyphenyl)-1H-pyrazolo[3,4-d]pyrimidin-1-yl)piperidine-1-carbonyl)-4-(cyclopropyl(oxetan-3-yl)amino)-4-methylpent-2-enenitrile;
(R)-2-(3-(4-amino-3-(2-fluoro-4-phenoxyphenyl)-1H-pyrazolo[3,4-d]pyrimidin-1-yl)piperidine-1-carbonyl)-4-(4-isopropylpiperazin-1-yl)-4-methylpent-2-enenitrile;
15 (S)-2-(3-(4-amino-3-(2-fluoro-4-phenoxyphenyl)-1H-pyrazolo[3,4-d]pyrimidin-1-yl)piperidine-1-carbonyl)-4-(4-isopropylpiperazin-1-yl)-4-methylpent-2-enenitrile;
(R)-2-(3-(4-amino-3-(2-fluoro-4-phenoxyphenyl)-1H-pyrazolo[3,4-d]pyrimidin-1-yl)piperidine-1-carbonyl)-4-(4-(tert-butyl)piperazin-1-yl)-4-methylpent-2-enenitrile;
(S)-2-(3-(4-amino-3-(2-fluoro-4-phenoxyphenyl)-1H-pyrazolo[3,4-d]pyrimidin-1-yl)piperidine-1-carbonyl)-4-(4-(tert-butyl)piperazin-1-yl)-4-methylpent-2-enenitrile;
20 (R)-2-(3-(4-amino-3-(2-fluoro-4-phenoxyphenyl)-1H-pyrazolo[3,4-d]pyrimidin-1-yl)piperidine-1-carbonyl)-4-(4-(2-methoxyethyl)piperazin-1-yl)-4-methylpent-2-enenitrile;
(S)-2-(3-(4-amino-3-(2-fluoro-4-phenoxyphenyl)-1H-pyrazolo[3,4-d]pyrimidin-1-yl)piperidine-1-carbonyl)-4-(4-(2-methoxyethyl)piperazin-1-yl)-4-methylpent-2-enenitrile;
25 (R)-2-(3-(4-amino-3-(2-fluoro-4-phenoxyphenyl)-1H-pyrazolo[3,4-d]pyrimidin-1-yl)piperidine-1-carbonyl)-4-methyl-4-(4-(oxetan-3-yl)piperazin-1-yl)pent-2-enenitrile;
(S)-2-(3-(4-amino-3-(2-fluoro-4-phenoxyphenyl)-1H-pyrazolo[3,4-d]pyrimidin-1-yl)piperidine-1-carbonyl)-4-methyl-4-(4-(oxetan-3-yl)piperazin-1-yl)pent-2-enenitrile;
30 2-((R)-3-(4-amino-3-(2-fluoro-4-phenoxyphenyl)-1H-pyrazolo[3,4-d]pyrimidin-1-yl)piperidine-1-carbonyl)-4-((R)-hexahydropyrazino[2,1-c][1,4]oxazin-8(1H)-yl)-4-methylpent-2-enenitrile;
2-((S)-3-(4-amino-3-(2-fluoro-4-phenoxyphenyl)-1H-pyrazolo[3,4-d]pyrimidin-1-yl)piperidine-1-carbonyl)-4-((R)-hexahydropyrazino[2,1-c][1,4]oxazin-8(1H)-yl)-4-methylpent-2-enenitrile;
2-((R)-3-(4-amino-3-(2-fluoro-4-phenoxyphenyl)-1H-pyrazolo[3,4-d]pyrimidin-1-yl)piperidine-1-carbonyl)-4-((S)-hexahydropyrazino[2,1-c][1,4]oxazin-8(1H)-yl)-4-methylpent-2-enenitrile;
35 2-((S)-3-(4-amino-3-(2-fluoro-4-phenoxyphenyl)-1H-pyrazolo[3,4-d]pyrimidin-1-yl)piperidine-1-carbonyl)-4-((S)-hexahydropyrazino[2,1-c][1,4]oxazin-8(1H)-yl)-4-methylpent-2-enenitrile;
(R)-2-(3-(4-amino-3-(2-fluoro-4-phenoxyphenyl)-1H-pyrazolo[3,4-d]pyrimidin-1-yl)piperidine-1-carbonyl)-4-methyl-4-(4-(2,2,2-trifluoroethyl)piperazin-1-yl)pent-2-enenitrile;
(S)-2-(3-(4-amino-3-(2-fluoro-4-phenoxyphenyl)-1H-pyrazolo[3,4-d]pyrimidin-1-yl)piperidine-1-carbonyl)-4-methyl-4-(4-(2,2,2-trifluoroethyl)piperazin-1-yl)pent-2-enenitrile;
40 2-((R)-3-(4-amino-3-(2-fluoro-4-phenoxyphenyl)-1H-pyrazolo[3,4-d]pyrimidin-1-yl)piperidine-1-carbonyl)-4-methyl-4-((3S,5R)-3,4,5-trimethylpiperazin-1-yl)pent-2-enenitrile;
2-((S)-3-(4-amino-3-(2-fluoro-4-phenoxyphenyl)-1H-pyrazolo[3,4-d]pyrimidin-1-yl)piperidine-1-carbonyl)-4-methyl-4-((3S,5R)-3,4,5-trimethylpiperazin-1-yl)pent-2-enenitrile;
45 2-((R)-3-(4-amino-3-(2-fluoro-4-phenoxyphenyl)-1H-pyrazolo[3,4-d]pyrimidin-1-yl)piperidine-1-carbonyl)-4-((3S,5R)-3,5-dimethylpiperazin-1-yl)-4-methylpent-2-enenitrile;
2-((S)-3-(4-amino-3-(2-fluoro-4-phenoxyphenyl)-1H-pyrazolo[3,4-d]pyrimidin-1-yl)piperidine-1-carbonyl)-4-((3S,5R)-3,5-dimethylpiperazin-1-yl)-4-methylpent-2-enenitrile;
50 2-((R)-3-(4-amino-3-(2-fluoro-4-phenoxyphenyl)-1H-pyrazolo[3,4-d]pyrimidin-1-yl)piperidine-1-carbonyl)-4-((2R,5S)-2,5-dimethylpiperazin-1-yl)-4-methylpent-2-enenitrile;
2-((S)-3-(4-amino-3-(2-fluoro-4-phenoxyphenyl)-1H-pyrazolo[3,4-d]pyrimidin-1-yl)piperidine-1-carbonyl)-4-((2R,5S)-2,5-dimethylpiperazin-1-yl)-4-methylpent-2-enenitrile;
2-((R)-3-(4-amino-3-(2-fluoro-4-phenoxyphenyl)-1H-pyrazolo[3,4-d]pyrimidin-1-yl)piperidine-1-carbonyl)-4-methyl-4-((2R,5S)-2,4,5-trimethylpiperazin-1-yl)pent-2-enenitrile;
55 2-((S)-3-(4-amino-3-(2-fluoro-4-phenoxyphenyl)-1H-pyrazolo[3,4-d]pyrimidin-1-yl)piperidine-1-carbonyl)-4-methyl-4-((2R,5S)-2,4,5-trimethylpiperazin-1-yl)pent-2-enenitrile;
2-((R)-3-(4-amino-3-(2-fluoro-4-phenoxyphenyl)-1H-pyrazolo[3,4-d]pyrimidin-1-yl)piperidine-1-carbonyl)-4-((2S,5R)-2,5-dimethylpiperazin-1-yl)-4-methylpent-2-enenitrile;

2-((S)-3-(4-amino-3-(2-fluoro-4-phenoxyphenyl)-1H-pyrazolo[3,4-d]pyrimidin-1-yl)piperidine-1-carbonyl)-4-((2S,5R)-2,5-dimethylpiperazin-1-yl)-4-methylpent-2-enenitrile;
 2-((R)-3-(4-amino-3-(2-fluoro-4-phenoxyphenyl)-1H-pyrazolo[3,4-d]pyrimidin-1-yl)piperidine-1-carbonyl)-4-methyl-4-((2S,5R)-2,4,5-trimethylpiperazin-1-yl)pent-2-enenitrile;
 2-((S)-3-(4-amino-3-(2-fluoro-4-phenoxyphenyl)-1H-pyrazolo[3,4-d]pyrimidin-1-yl)piperidine-1-carbonyl)-4-methyl-4-((2S,5R)-2,4,5-trimethylpiperazin-1-yl)pent-2-enenitrile;
 (R)-2-(3-(4-amino-3-(2-fluoro-4-phenoxyphenyl)-1H-pyrazolo[3,4-d]pyrimidin-1-yl)piperidine-1-carbonyl)-4-(5,6-dihydroimidazo[1,2-a]pyrazin-7(8H)-yl)-4-methylpent-2-enenitrile;
 (S)-2-(3-(4-amino-3-(2-fluoro-4-phenoxyphenyl)-1H-pyrazolo[3,4-d]pyrimidin-1-yl)piperidine-1-carbonyl)-4-(5,6-dihydroimidazo[1,2-a]pyrazin-7(8H)-yl)-4-methylpent-2-enenitrile;
 (R)-2-(3-(4-amino-3-(2-fluoro-4-phenoxyphenyl)-1H-pyrazolo[3,4-d]pyrimidin-1-yl)piperidine-1-carbonyl)-4-methyl-4-(4-(methylsulfonyl)piperazin-1-yl)pent-2-enenitrile;
 (S)-2-(3-(4-amino-3-(2-fluoro-4-phenoxyphenyl)-1H-pyrazolo[3,4-d]pyrimidin-1-yl)piperidine-1-carbonyl)-4-methyl-4-(4-(methylsulfonyl)piperazin-1-yl)pent-2-enenitrile;
 (R)-2-(3-(4-amino-3-(2-fluoro-4-phenoxyphenyl)-1H-pyrazolo[3,4-d]pyrimidin-1-yl)piperidine-1-carbonyl)-4-methyl-4-(4-methyl-3-oxopiperazin-1-yl)pent-2-enenitrile;
 (S)-2-(3-(4-amino-3-(2-fluoro-4-phenoxyphenyl)-1H-pyrazolo[3,4-d]pyrimidin-1-yl)piperidine-1-carbonyl)-4-methyl-4-(4-methyl-3-oxopiperazin-1-yl)pent-2-enenitrile;
 (R)-4-(4-acetyl piperazin-1-yl)-2-(3-(4-amino-3-(2-fluoro-4-phenoxyphenyl)-1H-pyrazolo[3,4-d]pyrimidin-1-yl)piperidine-1-carbonyl)-4-methylpent-2-enenitrile;
 (S)-4-(4-acetyl piperazin-1-yl)-2-(3-(4-amino-3-(2-fluoro-4-phenoxyphenyl)-1H-pyrazolo[3,4-d]pyrimidin-1-yl)piperidine-1-carbonyl)-4-methylpent-2-enenitrile;
 (R)-methyl 4-(5-(3-(4-amino-3-(2-fluoro-4-phenoxyphenyl)-1H-pyrazolo[3,4-d]pyrimidin-1-yl)piperidin-1-yl)-4-cyano-2-methyl-5-oxopent-3-en-2-yl)piperazine-1-carboxylate;
 (S)-methyl 4-(5-(3-(4-amino-3-(2-fluoro-4-phenoxyphenyl)-1H-pyrazolo[3,4-d]pyrimidin-1-yl)piperidin-1-yl)-4-cyano-2-methyl-5-oxopent-3-en-2-yl)piperazine-1-carboxylate;
 (R)-2-(3-(4-amino-3-(2-fluoro-4-phenoxyphenyl)-1H-pyrazolo[3,4-d]pyrimidin-1-yl)piperidine-1-carbonyl)-4,4-dimethyl-5-morpholinopent-2-enenitrile;
 (S)-2-(3-(4-amino-3-(2-fluoro-4-phenoxyphenyl)-1H-pyrazolo[3,4-d]pyrimidin-1-yl)piperidine-1-carbonyl)-4,4-dimethyl-5-morpholinopent-2-enenitrile;

and/or of any pharmaceutically acceptable salt thereof.

8. The compound of Aspect 5 and/or a pharmaceutically acceptable salt thereof wherein the compound is chosen from:

2-[(2RS)-2-[[4-amino-3-(2-fluoro-4-phenoxyphenyl)pyrazolo[3,4-d]pyrimidin-1-yl]-methyl]pyrrolidine-1-carbonyl]-4-methyl-4-(4-methylpiperazin-1-yl)pent-2-enenitrile;
 2-[(2S)-2-[[4-amino-3-(2-fluoro-4-phenoxyphenyl)pyrazolo[3,4-d]pyrimidin-1-yl]-methyl]pyrrolidine-1-carbonyl]-4-methyl-4-(4-methylpiperazin-1-yl)pent-2-enenitrile;
 2-[(2R)-2-[[4-amino-3-(2-fluoro-4-phenoxyphenyl)pyrazolo[3,4-d]pyrimidin-1-yl]-methyl]pyrrolidine-1-carbonyl]-4-methyl-4-(4-methylpiperazin-1-yl)pent-2-enenitrile;
 2-[(2RS)-2-[[4-amino-3-(2-fluoro-4-phenoxy-phenyl)pyrazolo[3,4-d]pyrimidin-1-yl]methyl]pyrrolidine-1-carbonyl]-4-methyl-4-piperazin-1-yl-pent-2-enenitrile;
 2-[(2S)-2-[[4-amino-3-(2-fluoro-4-phenoxy-phenyl)pyrazolo[3,4-d]pyrimidin-1-yl]methyl]pyrrolidine-1-carbonyl]-4-methyl-4-piperazin-1-yl-pent-2-enenitrile;
 2-[(2R)-2-[[4-amino-3-(2-fluoro-4-phenoxy-phenyl)pyrazolo[3,4-d]pyrimidin-1-yl]methyl]pyrrolidine-1-carbonyl]-4-methyl-4-piperazin-1-yl-pent-2-enenitrile;
 2-[(2RS)-2-[[4-amino-3-(2-fluoro-4-phenoxy-phenyl)pyrazolo[3,4-d]pyrimidin-1-yl]methyl]pyrrolidine-1-carbonyl]-4-methyl-4-[methyl(oxetan-3-yl)amino]pent-2-enenitrile;
 2-[(2S)-2-[[4-amino-3-(2-fluoro-4-phenoxy-phenyl)pyrazolo[3,4-d]pyrimidin-1-yl]methyl]pyrrolidine-1-carbonyl]-4-methyl-4-[methyl(oxetan-3-yl)amino]pent-2-enenitrile;
 2-[(2R)-2-[[4-amino-3-(2-fluoro-4-phenoxy-phenyl)pyrazolo[3,4-d]pyrimidin-1-yl]methyl]pyrrolidine-1-carbonyl]-4-methyl-4-[methyl(oxetan-3-yl)amino]pent-2-enenitrile;
 2-[(2RS)-2-[[4-amino-3-(2-fluoro-4-phenoxy-phenyl)pyrazolo[3,4-d]pyrimidin-1-yl]methyl]pyrrolidine-1-carbonyl]-4-methyl-4-(oxetan-3-ylamino)pent-2-enenitrile;
 2-[(2S)-2-[[4-amino-3-(2-fluoro-4-phenoxy-phenyl)pyrazolo[3,4-d]pyrimidin-1-yl]methyl]pyrrolidine-1-carbonyl]-4-methyl-4-(oxetan-3-ylamino)pent-2-enenitrile;
 2-[(2R)-2-[[4-amino-3-(2-fluoro-4-phenoxy-phenyl)pyrazolo[3,4-d]pyrimidin-1-yl]methyl]pyrrolidine-1-carbon-

[illegible]

methyl-4-(oxetan-3-yl)aminopent-2-enenitrile;
 (R)-2-(3-(4-amino-3-(2-fluoro-4-phenoxyphenyl)-1H-pyrazolo[3,4-d]pyrimidin-1-yl)piperidine-1-carbonyl)-4-methyl-4-(oxetan-3-yl)aminopent-2-enenitrile;
 (RS)-2-(2-((4-amino-3-(2-fluoro-4-phenoxyphenyl)-1H-pyrazolo[3,4-d]pyrimidin-1-yl)methyl)pyrrolidine-1-carbonyl)-4-(cyclopropyl(oxetan-3-yl)amino)-4-methylpent-2-enenitrile;
 (R)-2-(2-((4-amino-3-(2-fluoro-4-phenoxyphenyl)-1H-pyrazolo[3,4-d]pyrimidin-1-yl)methyl)pyrrolidine-1-carbonyl)-4-(cyclopropyl(oxetan-3-yl)amino)-4-methylpent-2-enenitrile;
 (S)-2-(2-((4-amino-3-(2-fluoro-4-phenoxyphenyl)-1H-pyrazolo[3,4-d]pyrimidin-1-yl)methyl)pyrrolidine-1-carbonyl)-4-(cyclopropyl(oxetan-3-yl)amino)-4-methylpent-2-enenitrile;
 (RS)-2-(3-(4-amino-3-(2-fluoro-4-phenoxyphenyl)-1H-pyrazolo[3,4-d]pyrimidin-1-yl)piperidine-1-carbonyl)-4-(cyclopropyl(oxetan-3-yl)amino)-4-methylpent-2-enenitrile;
 (R)-2-(3-(4-amino-3-(2-fluoro-4-phenoxyphenyl)-1H-pyrazolo[3,4-d]pyrimidin-1-yl)piperidine-1-carbonyl)-4-(cyclopropyl(oxetan-3-yl)amino)-4-methylpent-2-enenitrile; (S)-2-(3-(4-amino-3-(2-fluoro-4-phenoxyphenyl)-1H-pyrazolo[3,4-d]pyrimidin-1-yl)piperidine-1-carbonyl)-4-(cyclopropyl(oxetan-3-yl)amino)-4-methylpent-2-enenitrile; or

an (E) or (Z) isomer of any of the above compounds.

9. An E isomer of any of:

2-[(2RS)-2-[[4-amino-3-(2-fluoro-4-phenoxyphenyl)pyrazolo[3,4-d]pyrimidin-1-yl]-methyl]pyrrolidine-1-carbonyl]-4-methyl-4-(4-methylpiperazin-1-yl)pent-2-enenitrile;
 2-[(2S)-2-[[4-amino-3-(2-fluoro-4-phenoxyphenyl)pyrazolo[3,4-d]pyrimidin-1-yl]-methyl]pyrrolidine-1-carbonyl]-4-methyl-4-(4-methylpiperazin-1-yl)pent-2-enenitrile;
 2-[(2R)-2-[[4-amino-3-(2-fluoro-4-phenoxyphenyl)pyrazolo[3,4-d]pyrimidin-1-yl]-methyl]pyrrolidine-1-carbonyl]-4-methyl-4-(4-methylpiperazin-1-yl)pent-2-enenitrile;
 2-[(2RS)-2-[[4-amino-3-(2-fluoro-4-phenoxy-phenyl)pyrazolo[3,4-d]pyrimidin-1-yl]methyl]pyrrolidine-1-carbonyl]-4-methyl-4-piperazin-1-yl-pent-2-enenitrile;
 2-[(2S)-2-[[4-amino-3-(2-fluoro-4-phenoxy-phenyl)pyrazolo[3,4-d]pyrimidin-1-yl]methyl]pyrrolidine-1-carbonyl]-4-methyl-4-piperazin-1-yl-pent-2-enenitrile;
 2-[(2R)-2-[[4-amino-3-(2-fluoro-4-phenoxy-phenyl)pyrazolo[3,4-d]pyrimidin-1-yl]methyl]pyrrolidine-1-carbonyl]-4-methyl-4-piperazin-1-yl-pent-2-enenitrile;
 2-[(2RS)-2-[[4-amino-3-(2-fluoro-4-phenoxy-phenyl)pyrazolo[3,4-d]pyrimidin-1-yl]methyl]pyrrolidine-1-carbonyl]-4-methyl-4-[methyl(oxetan-3-yl)amino]pent-2-enenitrile;
 2-[(2S)-2-[[4-amino-3-(2-fluoro-4-phenoxy-phenyl)pyrazolo[3,4-d]pyrimidin-1-yl]methyl]pyrrolidine-1-carbonyl]-4-methyl-4-[methyl(oxetan-3-yl)amino]pent-2-enenitrile;
 2-[(2R)-2-[[4-amino-3-(2-fluoro-4-phenoxy-phenyl)pyrazolo[3,4-d]pyrimidin-1-yl]methyl]pyrrolidine-1-carbonyl]-4-methyl-4-[methyl(oxetan-3-yl)amino]pent-2-enenitrile;
 2-[(2RS)-2-[[4-amino-3-(2-fluoro-4-phenoxy-phenyl)pyrazolo[3,4-d]pyrimidin-1-yl]methyl]pyrrolidine-1-carbonyl]-4-methyl-4-(oxetan-3-ylamino)pent-2-enenitrile;
 2-[(2S)-2-[[4-amino-3-(2-fluoro-4-phenoxy-phenyl)pyrazolo[3,4-d]pyrimidin-1-yl]methyl]pyrrolidine-1-carbonyl]-4-methyl-4-(oxetan-3-ylamino)pent-2-enenitrile;
 2-[(2R)-2-[[4-amino-3-(2-fluoro-4-phenoxy-phenyl)pyrazolo[3,4-d]pyrimidin-1-yl]methyl]pyrrolidine-1-carbonyl]-4-methyl-4-(oxetan-3-ylamino)pent-2-enenitrile;
 2-[(3RS)-3-[4-amino-3-(2-fluoro-4-phenoxy-phenyl)pyrazolo[3,4-d]pyrimidin-1-yl]piperidine-1-carbonyl]-4-methyl-4-[methyl(oxetan-3-yl)amino]pent-2-enenitrile;
 2-[(3R)-3-[4-amino-3-(2-fluoro-4-phenoxy-phenyl)pyrazolo[3,4-d]pyrimidin-1-yl]piperidine-1-carbonyl]-4-methyl-4-[methyl(oxetan-3-yl)amino]pent-2-enenitrile;
 2-[(3S)-3-[4-amino-3-(2-fluoro-4-phenoxy-phenyl)pyrazolo[3,4-d]pyrimidin-1-yl]piperidine-1-carbonyl]-4-methyl-4-[methyl(oxetan-3-yl)amino]pent-2-enenitrile;
 2-[[[(3RS)-3-[4-amino-3-(2-fluoro-4-phenoxyphenyl)-1H-pyrazolo [3,4-d]-pyrimidin-1-yl]-piperidin-1-yl]carbonyl]-4-methyl-4-(4-methylpiperazin-1-yl)pent-2-enenitrile;
 2-[[[(3R)-3-[4-amino-3-(2-fluoro-4-phenoxyphenyl)-1H-pyrazolo[3,4-d]-pyrimidin-1-yl]-piperidin-1-yl]carbonyl]-4-methyl-4-(4-methylpiperazin-1-yl)pent-2-enenitrile;
 2-[[[(3S)-3-[4-amino-3-(2-fluoro-4-phenoxyphenyl)-1H-pyrazolo[3,4-d]-pyrimidin-1-yl]-piperidin-1-yl]carbonyl]-4-methyl-4-(4-methylpiperazin-1-yl)pent-2-enenitrile;
 2-[(RS)-3-(4-amino-3-(2-fluoro-4-phenoxyphenyl)-1H-pyrazolo[3,4-d]pyrimidin-1-yl)piperidine-1-carbonyl]-4-methyl-4-(piperazin-1-yl)pent-2-enenitrile;
 2-[(R)-3-(4-amino-3-(2-fluoro-4-phenoxyphenyl)-1H-pyrazolo[3,4-d]pyrimidin-1-yl)piperidine-1-carbonyl]-4-

methyl-4-(piperazin-1-yl)pent-2-enenitrile;
 2-((S)-3-(4-amino-3-(2-fluoro-4-phenoxyphenyl)-1H-pyrazolo[3,4-d]pyrimidin-1-yl)piperidine-1-carbonyl)-4-
 methyl-4-(piperazin-1-yl)pent-2-enenitrile;
 (RS)-2-(2-((4-amino-3-(2-fluoro-4-phenoxyphenyl)-1H-pyrazolo[3,4-d]pyrimidin-1-yl)methyl)pyrrolidine-1-carb-
 5 onyl)-4-(ethyl(oxetan-3-yl)amino)-4-methylpent-2-enenitrile;
 (S)-2-(2-((4-amino-3-(2-fluoro-4-phenoxyphenyl)-1H-pyrazolo[3,4-d]pyrimidin-1-yl)methyl)pyrrolidine-1-carbo-
 nyl)-4-(ethyl(oxetan-3-yl)amino)-4-methylpent-2-enenitrile;
 (R)-2-(2-((4-amino-3-(2-fluoro-4-phenoxyphenyl)-1H-pyrazolo[3,4-d]pyrimidin-1-yl)methyl)pyrrolidine-1-carbo-
 nyl)-4-(ethyl(oxetan-3-yl)amino)-4-methylpent-2-enenitrile;
 10 (RS)-2-(3-(4-amino-3-(2-fluoro-4-phenoxyphenyl)-1H-pyrazolo[3,4-d]pyrimidin-1-yl)piperidine-1-carbonyl)-4-
 methyl-4-(ethyl(oxetan-3-yl)amino)pent-2-enenitrile;
 (S)-2-(3-(4-amino-3-(2-fluoro-4-phenoxyphenyl)-1H-pyrazolo[3,4-d]pyrimidin-1-yl)piperidine-1-carbonyl)-4-
 methyl-4-(ethyl(oxetan-3-yl)amino)pent-2-enenitrile;
 (R)-2-(3-(4-amino-3-(2-fluoro-4-phenoxyphenyl)-1H-pyrazolo[3,4-d]pyrimidin-1-yl)piperidine-1-carbonyl)-4-
 15 methyl-4-(ethyl(oxetan-3-yl)amino)pent-2-enenitrile;
 (RS)-2-(3-(4-amino-3-(2-fluoro-4-phenoxyphenyl)-1H-pyrazolo[3,4-d]pyrimidin-1-yl)piperidine-1-carbonyl)-4-
 methyl-4-(2-oxa-6-azaspiro[3.3]heptan-6-yl)pent-2-enenitrile;
 (S)-2-(3-(4-amino-3-(2-fluoro-4-phenoxyphenyl)-1H-pyrazolo[3,4-d]pyrimidin-1-yl)piperidine-1-carbonyl)-4-
 methyl-4-(2-oxa-6-azaspiro[3.3]heptan-6-yl)pent-2-enenitrile;
 20 (R)-2-(3-(4-amino-3-(2-fluoro-4-phenoxyphenyl)-1H-pyrazolo[3,4-d]pyrimidin-1-yl)piperidine-1-carbonyl)-4-
 methyl-4-(2-oxa-6-azaspiro[3.3]heptan-6-yl)pent-2-enenitrile;
 (RS)-2-(2-((4-amino-3-(2-fluoro-4-phenoxyphenyl)-1H-pyrazolo[3,4-d]pyrimidin-1-yl)methyl)pyrrolidine-1-carb-
 onyl)-4-methyl-4-(2-oxa-6-azaspiro[3.3]heptan-6-yl)pent-2-enenitrile;
 (S)-2-(2-((4-amino-3-(2-fluoro-4-phenoxyphenyl)-1H-pyrazolo[3,4-d]pyrimidin-1-yl)methyl)pyrrolidine-1-carbo-
 25 nyl)-4-methyl-4-(2-oxa-6-azaspiro[3.3]heptan-6-yl)pent-2-enenitrile;
 (R)-2-(2-((4-amino-3-(2-fluoro-4-phenoxyphenyl)-1H-pyrazolo[3,4-d]pyrimidin-1-yl)methyl)pyrrolidine-1-carbo-
 nyl)-4-methyl-4-(2-oxa-6-azaspiro[3.3]heptan-6-yl)pent-2-enenitrile;
 2-[(2RS)-2-[[4-amino-3-(2-fluoro-4-phenoxyphenyl)pyrazolo[3,4-d]pyrimidin-1-yl]-methyl]pyrrolidine-1-carbon-
 yl]-4-methyl-4-(4-ethylpiperazin-1-yl)pent-2-enenitrile;
 30 2-[(2S)-2-[[4-amino-3-(2-fluoro-4-phenoxyphenyl)pyrazolo[3,4-d]pyrimidin-1-yl]-methyl]pyrrolidine-1-carbon-
 yl]-4-methyl-4-(4-ethylpiperazin-1-yl)pent-2-enenitrile;
 2-[(2R)-2-[[4-amino-3-(2-fluoro-4-phenoxyphenyl)pyrazolo[3,4-d]pyrimidin-1-yl]-methyl]pyrrolidine-1-carbon-
 yl]-4-methyl-4-(4-ethylpiperazin-1-yl)pent-2-enenitrile;
 35 2-[[[(3RS)-3-[4-amino-3-(2-fluoro-4-phenoxyphenyl)-1H-pyrazolo[3,4-d]-pyrimidin-1-yl]-piperidin-1-yl]carbonyl]-
 4-methyl-4-(4-ethylpiperazin-1-yl)pent-2-enenitrile;
 2-[[[(3R)-3-[4-amino-3-(2-fluoro-4-phenoxyphenyl)-1H-pyrazolo[3,4-d]-pyrimidin-1-yl]-piperidin-1-yl]carbonyl]-
 4-methyl-4-(4-ethylpiperazin-1-yl)pent-2-enenitrile;
 2-[[[(3S)-3-[4-amino-3-(2-fluoro-4-phenoxyphenyl)-1H-pyrazolo[3,4-d]-pyrimidin-1-yl]-piperidin-1-yl]carbonyl]-
 4-methyl-4-(4-ethylpiperazin-1-yl)pent-2-enenitrile;
 40 (RS)-2-(3-(4-amino-3-(2-fluoro-4-phenoxyphenyl)-1H-pyrazolo[3,4-d]pyrimidin-1-yl)piperidine-1-carbonyl)-4-
 methyl-4-(oxetan-3-yl)aminopent-2-enenitrile;
 (S)-2-(3-(4-amino-3-(2-fluoro-4-phenoxyphenyl)-1H-pyrazolo[3,4-d]pyrimidin-1-yl)piperidine-1-carbonyl)-4-
 methyl-4-(oxetan-3-yl)aminopent-2-enenitrile;
 (R)-2-(3-(4-amino-3-(2-fluoro-4-phenoxyphenyl)-1H-pyrazolo[3,4-d]pyrimidin-1-yl)piperidine-1-carbonyl)-4-
 45 methyl-4-(oxetan-3-yl)aminopent-2-enenitrile;
 (RS)-2-(2-((4-amino-3-(2-fluoro-4-phenoxyphenyl)-1H-pyrazolo[3,4-d]pyrimidin-1-yl)methyl)pyrrolidine-1-carb-
 onyl)-4-(cyclopropyl(oxetan-3-yl)amino)-4-methylpent-2-enenitrile;
 (R)-2-(2-((4-amino-3-(2-fluoro-4-phenoxyphenyl)-1H-pyrazolo[3,4-d]pyrimidin-1-yl)methyl)pyrrolidine-1-carbo-
 nyl)-4-(cyclopropyl(oxetan-3-yl)amino)-4-methylpent-2-enenitrile;
 50 (S)-2-(2-((4-amino-3-(2-fluoro-4-phenoxyphenyl)-1H-pyrazolo[3,4-d]pyrimidin-1-yl)methyl)pyrrolidine-1-carbo-
 nyl)-4-(cyclopropyl(oxetan-3-yl)amino)-4-methylpent-2-enenitrile;
 (RS)-2-(3-(4-amino-3-(2-fluoro-4-phenoxyphenyl)-1H-pyrazolo[3,4-d]pyrimidin-1-yl)piperidine-1-carbonyl)-
 4-(cyclopropyl(oxetan-3-yl)amino)-4-methylpent-2-enenitrile;
 (R)-2-(3-(4-amino-3-(2-fluoro-4-phenoxyphenyl)-1H-pyrazolo[3,4-d]pyrimidin-1-yl)piperidine-1-carbonyl)-
 4-(cyclopropyl(oxetan-3-yl)amino)-4-methylpent-2-enenitrile;
 55 (S)-2-(3-(4-amino-3-(2-fluoro-4-phenoxyphenyl)-1H-pyrazolo[3,4-d]pyrimidin-1-yl)piperidine-1-carbonyl)-
 4-(cyclopropyl(oxetan-3-yl)amino)-4-methylpent-2-enenitrile; and/or a pharmaceutically acceptable salt of any
 of the foregoing.

10. A Z isomer of any of:

2-[(2RS)-2-[[4-amino-3-(2-fluoro-4-phenoxyphenyl)pyrazolo[3,4-d]pyrimidin-1-yl]-methyl]pyrrolidine-1-carbon-
 yl]-4-methyl-4-(4-methylpiperazin-1-yl)pent-2-enenitrile;
 2-[(2S)-2-[[4-amino-3-(2-fluoro-4-phenoxyphenyl)pyrazolo[3,4-d]pyrimidin-1-yl]-methyl]pyrrolidine-1-carbon-
 yl]-4-methyl-4-(4-methylpiperazin-1-yl)pent-2-enenitrile;
 2-[(2R)-2-[[4-amino-3-(2-fluoro-4-phenoxyphenyl)pyrazolo[3,4-d]pyrimidin-1-yl]-methyl]pyrrolidine-1-carbon-
 yl]-4-methyl-4-(4-methylpiperazin-1-yl)pent-2-enenitrile;
 2-[(2RS)-2-[[4-amino-3-(2-fluoro-4-phenoxy-phenyl)pyrazolo[3,4-d]pyrimidin-1-yl]methyl]pyrrolidine-1-carbon-
 yl]-4-methyl-4-piperazin-1-yl-pent-2-enenitrile;
 2-[(2S)-2-[[4-amino-3-(2-fluoro-4-phenoxy-phenyl)pyrazolo[3,4-d]pyrimidin-1-yl]methyl]pyrrolidine-1-carbon-
 yl]-4-methyl-4-piperazin-1-yl-pent-2-enenitrile;
 2-[(2R)-2-[[4-amino-3-(2-fluoro-4-phenoxy-phenyl)pyrazolo[3,4-d]pyrimidin-1-yl]methyl]pyrrolidine-1-carbon-
 yl]-4-methyl-4-piperazin-1-yl-pent-2-enenitrile;
 2-[(2RS)-2-[[4-amino-3-(2-fluoro-4-phenoxy-phenyl)pyrazolo[3,4-d]pyrimidin-1-yl]methyl]pyrrolidine-1-carbon-
 yl]-4-methyl-4-[methyl(oxetan-3-yl)amino]pent-2-enenitrile;
 2-[(2S)-2-[[4-amino-3-(2-fluoro-4-phenoxy-phenyl)pyrazolo[3,4-d]pyrimidin-1-yl]methyl]pyrrolidine-1-carbon-
 yl]-4-methyl-4-[methyl(oxetan-3-yl)amino]pent-2-enenitrile;
 2-[(2R)-2-[[4-amino-3-(2-fluoro-4-phenoxy-phenyl)pyrazolo[3,4-d]pyrimidin-1-yl]methyl]pyrrolidine-1-carbon-
 yl]-4-methyl-4-[methyl(oxetan-3-yl)amino]pent-2-enenitrile;
 2-[(2RS)-2-[[4-amino-3-(2-fluoro-4-phenoxy-phenyl)pyrazolo[3,4-d]pyrimidin-1-yl]methyl]pyrrolidine-1-carbon-
 yl]-4-methyl-4-(oxetan-3-ylamino)pent-2-enenitrile;
 2-[(2S)-2-[[4-amino-3-(2-fluoro-4-phenoxy-phenyl)pyrazolo[3,4-d]pyrimidin-1-yl]methyl]pyrrolidine-1-carbon-
 yl]-4-methyl-4-(oxetan-3-ylamino)pent-2-enenitrile;
 2-[(2R)-2-[[4-amino-3-(2-fluoro-4-phenoxy-phenyl)pyrazolo[3,4-d]pyrimidin-1-yl]methyl]pyrrolidine-1-carbon-
 yl]-4-methyl-4-(oxetan-3-ylamino)pent-2-enenitrile;
 2-[(3RS)-3-[4-amino-3-(2-fluoro-4-phenoxy-phenyl)pyrazolo[3,4-d]pyrimidin-1-yl]piperidine-1-carbonyl]-4-me-
 thyl-4-[methyl(oxetan-3-yl)amino]pent-2-enenitrile;
 2-[(3R)-3-[4-amino-3-(2-fluoro-4-phenoxy-phenyl)pyrazolo[3,4-d]pyrimidin-1-yl]piperidine-1-carbonyl]-4-me-
 thyl-4-[methyl(oxetan-3-yl)amino]pent-2-enenitrile;
 2-[(3S)-3-[4-amino-3-(2-fluoro-4-phenoxy-phenyl)pyrazolo[3,4-d]pyrimidin-1-yl]piperidine-1-carbonyl]-4-me-
 thyl-4-[methyl(oxetan-3-yl)amino]pent-2-enenitrile;
 2-[[3RS)-3-[4-amino-3-(2-fluoro-4-phenoxyphenyl)-1H-pyrazolo [3,4-d]-pyrimidin-1-yl]-piperidin-1-yl]carbonyl]-
 4-methyl-4-(4-methylpiperazin-1-yl)pent-2-enenitrile;
 2-[[3R)-3-[4-amino-3-(2-fluoro-4-phenoxyphenyl)-1H-pyrazolo[3,4-d]-pyrimidin-1-yl]-piperidin-1-yl]carbonyl]-
 4-methyl-4-(4-methylpiperazin-1-yl)pent-2-enenitrile;
 2-[[3S)-3-[4-amino-3-(2-fluoro-4-phenoxyphenyl)-1H-pyrazolo[3,4-d]-pyrimidin-1-yl]-piperidin-1-yl]carbonyl]-
 4-methyl-4-(4-methylpiperazin-1-yl)pent-2-enenitrile;
 2-[(RS)-3-(4-amino-3-(2-fluoro-4-phenoxyphenyl)-1H-pyrazolo[3,4-d]pyrimidin-1-yl)piperidine-1-carbonyl]-4-
 methyl-4-(piperazin-1-yl)pent-2-enenitrile;
 2-[(R)-3-(4-amino-3-(2-fluoro-4-phenoxyphenyl)-1H-pyrazolo[3,4-d]pyrimidin-1-yl)piperidine-1-carbonyl]-4-
 methyl-4-(piperazin-1-yl)pent-2-enenitrile;
 2-[(S)-3-(4-amino-3-(2-fluoro-4-phenoxyphenyl)-1H-pyrazolo[3,4-d]pyrimidin-1-yl)piperidine-1-carbonyl]-4-
 methyl-4-(piperazin-1-yl)pent-2-enenitrile;
 (RS)-2-(2-((4-amino-3-(2-fluoro-4-phenoxyphenyl)-1H-pyrazolo[3,4-d]pyrimidin-1-yl)methyl)pyrrolidine-1-carbonyl)-4-(ethyl(oxetan-3-yl)amino)-4-methylpent-2-enenitrile;
 (S)-2-(2-((4-amino-3-(2-fluoro-4-phenoxyphenyl)-1H-pyrazolo[3,4-d]pyrimidin-1-yl)methyl)pyrrolidine-1-carbonyl)-4-(ethyl(oxetan-3-yl)amino)-4-methylpent-2-enenitrile;
 (R)-2-(2-((4-amino-3-(2-fluoro-4-phenoxyphenyl)-1H-pyrazolo[3,4-d]pyrimidin-1-yl)methyl)pyrrolidine-1-carbonyl)-4-(ethyl(oxetan-3-yl)amino)-4-methylpent-2-enenitrile;
 (RS)-2-(3-(4-amino-3-(2-fluoro-4-phenoxyphenyl)-1H-pyrazolo[3,4-d]pyrimidin-1-yl)piperidine-1-carbonyl)-4-methyl-4-(ethyl(oxetan-3-yl)amino)pent-2-enenitrile;
 (S)-2-(3-(4-amino-3-(2-fluoro-4-phenoxyphenyl)-1H-pyrazolo[3,4-d]pyrimidin-1-yl)piperidine-1-carbonyl)-4-methyl-4-(ethyl(oxetan-3-yl)amino)pent-2-enenitrile;
 (R)-2-(3-(4-amino-3-(2-fluoro-4-phenoxyphenyl)-1H-pyrazolo[3,4-d]pyrimidin-1-yl)piperidine-1-carbonyl)-4-methyl-4-(ethyl(oxetan-3-yl)amino)pent-2-enenitrile;
 (RS)-2-(3-(4-amino-3-(2-fluoro-4-phenoxyphenyl)-1H-pyrazolo[3,4-d]pyrimidin-1-yl)piperidine-1-carbonyl)-4-methyl-4-(2-oxa-6-azaspiro[3.3]heptan-6-yl)pent-2-enenitrile;

(S)-2-(3-(4-amino-3-(2-fluoro-4-phenoxyphenyl)-1H-pyrazolo[3,4-d]pyrimidin-1-yl)piperidine-1-carbonyl)-4-methyl-4-(2-oxa-6-azaspiro[3.3]heptan-6-yl)pent-2-enenitrile;
 (R)-2-(3-(4-amino-3-(2-fluoro-4-phenoxyphenyl)-1H-pyrazolo[3,4-d]pyrimidin-1-yl)piperidine-1-carbonyl)-4-methyl-4-(2-oxa-6-azaspiro[3.3]heptan-6-yl)pent-2-enenitrile;
 5 (RS)-2-(2-((4-amino-3-(2-fluoro-4-phenoxyphenyl)-1H-pyrazolo[3,4-d]pyrimidin-1-yl)methyl)pyrrolidine-1-carbonyl)-4-methyl-4-(2-oxa-6-azaspiro[3.3]heptan-6-yl)pent-2-enenitrile;
 (S)-2-(2-((4-amino-3-(2-fluoro-4-phenoxyphenyl)-1H-pyrazolo[3,4-d]pyrimidin-1-yl)methyl)pyrrolidine-1-carbonyl)-4-methyl-4-(2-oxa-6-azaspiro[3.3]heptan-6-yl)pent-2-enenitrile;
 (R)-2-(2-((4-amino-3-(2-fluoro-4-phenoxyphenyl)-1H-pyrazolo[3,4-d]pyrimidin-1-yl)methyl)pyrrolidine-1-carbonyl)-4-methyl-4-(2-oxa-6-azaspiro[3.3]heptan-6-yl)pent-2-enenitrile;
 10 2-[(2R)-2-[[4-amino-3-(2-fluoro-4-phenoxyphenyl)pyrazolo[3,4-d]pyrimidin-1-yl]-methyl]pyrrolidine-1-carbonyl)-4-methyl-4-(4-ethylpiperazin-1-yl)pent-2-enenitrile;
 2-[(2S)-2-[[4-amino-3-(2-fluoro-4-phenoxyphenyl)pyrazolo[3,4-d]pyrimidin-1-yl]-methyl]pyrrolidine-1-carbonyl)-4-methyl-4-(4-ethylpiperazin-1-yl)pent-2-enenitrile;
 15 2-[(2R)-2-[[4-amino-3-(2-fluoro-4-phenoxyphenyl)pyrazolo[3,4-d]pyrimidin-1-yl]-methyl]pyrrolidine-1-carbonyl)-4-methyl-4-(4-ethylpiperazin-1-yl)pent-2-enenitrile;
 2-[(3R)-3-[4-amino-3-(2-fluoro-4-phenoxyphenyl)-1H-pyrazolo[3,4-d]-pyrimidin-1-yl]-piperidin-1-yl]carbonyl]-4-methyl-4-(4-ethylpiperazin-1-yl)pent-2-enenitrile;
 2-[(3R)-3-[4-amino-3-(2-fluoro-4-phenoxyphenyl)-1H-pyrazolo[3,4-d]-pyrimidin-1-yl]-piperidin-1-yl]carbonyl]-4-methyl-4-(4-ethylpiperazin-1-yl)pent-2-enenitrile;
 20 2-[(3S)-3-[4-amino-3-(2-fluoro-4-phenoxyphenyl)-1H-pyrazolo[3,4-d]-pyrimidin-1-yl]-piperidin-1-yl]carbonyl]-4-methyl-4-(4-ethylpiperazin-1-yl)pent-2-enenitrile;
 (RS)-2-(3-(4-amino-3-(2-fluoro-4-phenoxyphenyl)-1H-pyrazolo[3,4-d]pyrimidin-1-yl)piperidine-1-carbonyl)-4-methyl-4-(oxetan-3-yl)aminopent-2-enenitrile;
 25 (S)-2-(3-(4-amino-3-(2-fluoro-4-phenoxyphenyl)-1H-pyrazolo[3,4-d]pyrimidin-1-yl)piperidine-1-carbonyl)-4-methyl-4-(oxetan-3-yl)aminopent-2-enenitrile;
 (R)-2-(3-(4-amino-3-(2-fluoro-4-phenoxyphenyl)-1H-pyrazolo[3,4-d]pyrimidin-1-yl)piperidine-1-carbonyl)-4-methyl-4-(oxetan-3-yl)aminopent-2-enenitrile;
 (RS)-2-(2-((4-amino-3-(2-fluoro-4-phenoxyphenyl)-1H-pyrazolo[3,4-d]pyrimidin-1-yl)methyl)pyrrolidine-1-carbonyl)-4-(cyclopropyl(oxetan-3-yl)amino)-4-methylpent-2-enenitrile;
 30 (R)-2-(2-((4-amino-3-(2-fluoro-4-phenoxyphenyl)-1H-pyrazolo[3,4-d]pyrimidin-1-yl)methyl)pyrrolidine-1-carbonyl)-4-(cyclopropyl(oxetan-3-yl)amino)-4-methylpent-2-enenitrile;
 (S)-2-(2-((4-amino-3-(2-fluoro-4-phenoxyphenyl)-1H-pyrazolo[3,4-d]pyrimidin-1-yl)methyl)pyrrolidine-1-carbonyl)-4-(cyclopropyl(oxetan-3-yl)amino)-4-methylpent-2-enenitrile;
 35 (RS)-2-(3-(4-amino-3-(2-fluoro-4-phenoxyphenyl)-1H-pyrazolo[3,4-d]pyrimidin-1-yl)piperidine-1-carbonyl)-4-(cyclopropyl(oxetan-3-yl)amino)-4-methylpent-2-enenitrile;
 (R)-2-(3-(4-amino-3-(2-fluoro-4-phenoxyphenyl)-1H-pyrazolo[3,4-d]pyrimidin-1-yl)piperidine-1-carbonyl)-4-(cyclopropyl(oxetan-3-yl)amino)-4-methylpent-2-enenitrile;
 (S)-2-(3-(4-amino-3-(2-fluoro-4-phenoxyphenyl)-1H-pyrazolo[3,4-d]pyrimidin-1-yl)piperidine-1-carbonyl)-4-(cyclopropyl(oxetan-3-yl)amino)-4-methylpent-2-enenitrile;
 40

and/or a pharmaceutically acceptable salt of any of the foregoing.

11. A compound chosen from 2-[(2S)-2-[[4-amino-3-(2-fluoro-4-phenoxy-phenyl)pyrazolo[3,4-d]pyrimidin-1-yl]methyl]pyrrolidine-1-carbonyl]-4-methyl-4-[methyl(oxetan-3-yl)amino]pent-2-enenitrile, or an (E) or (Z) isomer thereof, and/or a pharmaceutically acceptable salt of any of the foregoing compounds.

12. An E isomer of 2-[(2S)-2-[[4-amino-3-(2-fluoro-4-phenoxy-phenyl)pyrazolo[3,4-d]pyrimidin-1-yl]methyl]pyrrolidine-1-carbonyl]-4-methyl-4-[methyl(oxetan-3-yl)amino]pent-2-enenitrile and/or a pharmaceutically acceptable salt thereof.

13. A Z isomer of 2-[(2S)-2-[[4-amino-3-(2-fluoro-4-phenoxy-phenyl)pyrazolo[3,4-d]pyrimidin-1-yl]methyl]pyrrolidine-1-carbonyl]-4-methyl-4-[methyl(oxetan-3-yl)amino]pent-2-enenitrile and/or a pharmaceutically acceptable salt thereof.

14. A compound chosen from 2-[(3R)-3-[4-amino-3-(2-fluoro-4-phenoxy-phenyl)pyrazolo[3,4-d]pyrimidin-1-yl]piperidine-1-carbonyl]-4-methyl-4-[methyl(oxetan-3-yl)amino]pent-2-enenitrile, or an (E) or (Z) isomer thereof, and/or a pharmaceutically acceptable salt of any of the foregoing compounds.

15. An E isomer of 2-[(3R)-3-[4-amino-3-(2-fluoro-4-phenoxy-phenyl)pyrazolo[3,4-d]pyrimidin-1-yl]piperidine-1-carbonyl]-4-methyl-4-[methyl(oxetan-3-yl)amino]pent-2-enenitrile and/or a pharmaceutically acceptable salt thereof.

16. A Z isomer of 2-[(3R)-3-[4-amino-3-(2-fluoro-4-phenoxy-phenyl)pyrazolo[3,4-d]pyrimidin-1-yl]piperidine-1-carbonyl]-4-methyl-4-[methyl(oxetan-3-yl)amino]pent-2-enenitrile and/or a pharmaceutically acceptable salt thereof.

17. A compound chosen from 2-[[[(3R)-3-[4-amino-3-(2-fluoro-4-phenoxyphenyl)-1H-pyrazolo[3,4-d]pyrimidin-1-yl]piperidin-1-yl]carbonyl]-4-methyl-4-(4-methylpiperazin-1-yl)pent-2-enenitrile, or an (E) or (Z) isomer, and/or a pharmaceutically acceptable salt of any of the foregoing compounds.

18. An E isomer of 2-[[[(3R)-3-[4-amino-3-(2-fluoro-4-phenoxyphenyl)-1H-pyrazolo[3,4-d]pyrimidin-1-yl]piperidin-1-yl]carbonyl]-4-methyl-4-(4-methylpiperazin-1-yl)pent-2-enenitrile and/or a pharmaceutically acceptable salt thereof.

19. A Z isomer of 2-[[[(3R)-3-[4-amino-3-(2-fluoro-4-phenoxyphenyl)-1H-pyrazolo[3,4-d]pyrimidin-1-yl]piperidin-1-yl]carbonyl]-4-methyl-4-(4-methylpiperazin-1-yl)pent-2-enenitrile and/or a pharmaceutically acceptable salt thereof.

20. A compound chosen from 2-[[[(3R)-3-[4-amino-3-(2-fluoro-4-phenoxyphenyl)-1H-pyrazolo[3,4-d]pyrimidin-1-yl]piperidin-1-yl]carbonyl]-4-methyl-4-(piperazin-1-yl)pent-2-enenitrile, or an (E) or (Z) isomer, and/or a pharmaceutically acceptable salt of any of the foregoing compounds.

21. An E isomer of 2-[[[(3R)-3-[4-amino-3-(2-fluoro-4-phenoxyphenyl)-1H-pyrazolo[3,4-d]pyrimidin-1-yl]piperidin-1-yl]carbonyl]-4-methyl-4-(piperazin-1-yl)pent-2-enenitrile and/or a pharmaceutically acceptable salt thereof.

22. A Z isomer of 2-[[[(3R)-3-[4-amino-3-(2-fluoro-4-phenoxyphenyl)-1H-pyrazolo[3,4-d]pyrimidin-1-yl]piperidin-1-yl]carbonyl]-4-methyl-4-(piperazin-1-yl)pent-2-enenitrile and/or a pharmaceutically acceptable salt thereof.

23. A compound chosen from (R)-2-(3-(4-amino-3-(2-fluoro-4-phenoxyphenyl)-1H-pyrazolo[3,4-d]pyrimidin-1-yl)piperidine-1-carbonyl)-4-methyl-4-(4-(oxetan-3-yl)piperazin-1-yl)pent-2-enenitrile; or an (E) or (Z) isomer, and/or a pharmaceutically acceptable salt of any of the foregoing compounds.

24. An E isomer of (R)-2-(3-(4-amino-3-(2-fluoro-4-phenoxyphenyl)-1H-pyrazolo[3,4-d]pyrimidin-1-yl)piperidine-1-carbonyl)-4-methyl-4-(4-(oxetan-3-yl)piperazin-1-yl)pent-2-enenitrile and/or a pharmaceutically acceptable salt thereof.

25. A Z isomer of (R)-2-(3-(4-amino-3-(2-fluoro-4-phenoxyphenyl)-1H-pyrazolo[3,4-d]pyrimidin-1-yl)piperidine-1-carbonyl)-4-methyl-4-(4-(oxetan-3-yl)piperazin-1-yl)pent-2-enenitrile and/or a pharmaceutically acceptable salt thereof.

26. A compound chosen from (R)-2-(3-(4-amino-3-(2-fluoro-4-phenoxyphenyl)-1H-pyrazolo[3,4-d]pyrimidin-1-yl)piperidine-1-carbonyl)-4-methyl-4-(4-(oxetan-3-yl)piperazin-1-yl)pent-2-enenitrile and/or a pharmaceutically acceptable salt of any of the foregoing compounds.

27. A compound chosen from 2-[[[(3R)-3-[4-amino-3-(2-fluoro-4-phenoxyphenyl)-1H-pyrazolo[3,4-d]pyrimidin-1-yl]piperidin-1-yl]carbonyl]-4-methyl-4-(4-methylpiperazin-1-yl)pent-2-enenitrile and/or a pharmaceutically acceptable salt of any of the foregoing compounds.

28. A compound chosen from 2-[[[(3R)-3-[4-amino-3-(2-fluoro-4-phenoxyphenyl)-1H-pyrazolo[3,4-d]pyrimidin-1-yl]piperidin-1-yl]carbonyl]-4-methyl-4-(piperazin-1-yl)pent-2-enenitrile and/or a pharmaceutically acceptable salt of any of the foregoing compounds.

29. A pharmaceutical composition comprising a compound and/or a pharmaceutically acceptable salt of any one of Aspects 1 to 28 of any of the foregoing compounds, and a pharmaceutically acceptable excipient.

30. A method of treating a disease treatable by inhibition of a tyrosine kinase in a patient which method comprises administering to the patient in recognized need of such treatment, a pharmaceutical composition comprising a compound, or an (E) or (Z) isomer thereof, and/or pharmaceutically acceptable salt of any of Aspects 1 to 28 and a pharmaceutically acceptable excipient in a therapeutically effective amount.

31. The method of Aspect 30 wherein the tyrosine kinase is BTK.

32. The method of Aspect 31 wherein the disease is chosen from autoimmune diseases, inflammatory diseases, and cancers.

33. The method of Aspect 31 wherein the disease is chosen from rheumatoid arthritis, psoriatic arthritis, lupus, uveitis, myasthenia gravis, warm autoimmune hemolytic anemia, Wegener's granulomatosis, Sjogren's disease, Sjogren's dry eye, non-Sjogren's dry eye disease, psoriasis, and asthma.

34. The method of Aspect 31 wherein the disease is chosen from B-cell proliferative disorders.

35. The method of Aspect 34 wherein the proliferative disorders are chosen from diffuse large B cell lymphoma, follicular lymphoma, chronic lymphocytic lymphoma, chronic lymphocytic leukemia, B-cell prolymphocytic leukemia, small lymphocytic lymphoma (SLL), multiple myeloma, B-cell non-Hodgkin lymphoma, lymphoplasmacytic lymphoma/Waldenstrom macroglobulinemia, splenic marginal zone lymphoma, plasma cell myeloma, plasmacytoma, extranodal marginal zone B cell lymphoma, nodal marginal zone B cell lymphoma, mantle cell lymphoma, mediastinal (thymic) large B cell lymphoma, intravascular large B cell lymphoma, primary effusion lymphoma, burkitt lymphoma/leukemia, and lymphomatoid granulomatosis.

36. The method of Aspect 34 or 35 wherein the compound and/or pharmaceutically acceptable salt is administered in combination with one or more anti-cancer or anti-inflammatory agents.

37. The compound of any one of Aspects 1 to 28 or a pharmaceutically acceptable salt thereof for use in the treatment of a disease mediated by a tyrosine kinase.

38. The use of Aspect 37 wherein the tyrosine kinase is BTK.

39. The use of Aspect 38 wherein the disease is chosen from autoimmune diseases, inflammatory diseases, and cancers.

40. The use of Aspect 39 wherein the disease is chosen from rheumatoid arthritis, psoriatic arthritis, lupus, uveitis, myasthenia gravis, warm autoimmune hemolytic anemia, Wegener's granulomatosis, Sjogren's disease, Sjogren's dry eye, non-Sjogren's dry eye disease, psoriasis, and asthma.

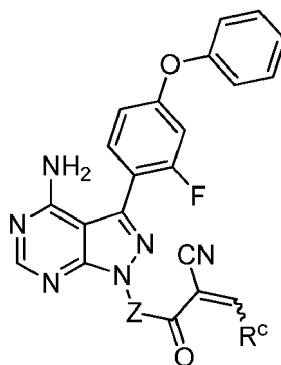
41. The use of Aspect 38 wherein the disease is chosen from B-cell proliferative disorders.

42. The use of Aspect 41 wherein the proliferative disorders are chosen from diffuse large B cell lymphoma, follicular lymphoma, chronic lymphocytic lymphoma, chronic lymphocytic leukemia, B-cell prolymphocytic leukemia, small lymphocytic lymphoma (SLL), multiple myeloma, B-cell non-Hodgkin lymphoma, lymphoplasmacytic lymphoma/Waldenström macroglobulinemia, splenic marginal zone lymphoma, plasma cell myeloma, plasmacytoma, extranodal marginal zone B cell lymphoma, nodal marginal zone B cell lymphoma, mantle cell lymphoma, mediastinal (thymic) large B cell lymphoma, intravascular large B cell lymphoma, primary effusion lymphoma, burkitt lymphoma/leukemia, and lymphomatoid granulomatosis.

43. The use of Aspect 41 or 42 wherein the compound or pharmaceutically acceptable salt is administered in combination with one or more anti-cancer or anti-inflammatory agents.

44. The compound of any one of Aspects 1 to 28 or a pharmaceutically acceptable salt thereof for use as a medicament.

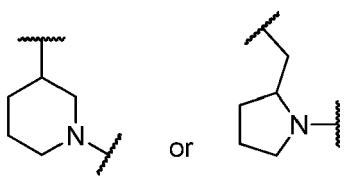
45. A process of preparing a compound of Formula (IA):



(IA)

where:

-Z- is:



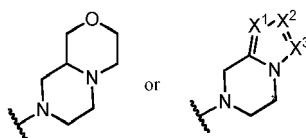
and
R^c is:

(a) -C(CH₃)₂-(4-R⁴-piperazin-1-yl) where R⁴ is hydrogen, alkyl, alkoxyalkyl, haloalkyl, alkylsulfonyl, alkoxycarbonyl, acyl, or oxetan-3-yl and the piperazinyl ring is additionally optionally substituted with one or two alkyl;

(b) -C(CH₃)₂-(3-oxo-4-R^a-piperazin-1-yl) where R^a is hydrogen, alkyl, alkoxyalkyl, haloalkyl, or oxetan-3-yl and the piperazinyl ring is additionally optionally substituted with one or two alkyl;

(c) -C(CH₃)₂-NR^boxetan-3-yl where R^b is hydrogen, alkyl, or cycloalkyl;

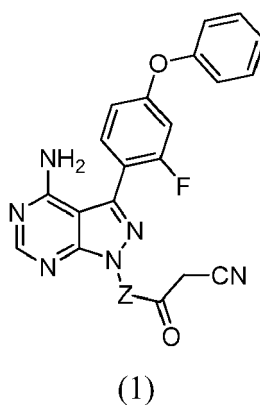
(d) -C(CH₃)₂-R^c where R^c is



where one or two of X^1 , X^2 and X^3 are nitrogen and the rest are carbon and the ring is optionally substituted with one or two substituents independently selected from alkyl, haloalkyl, or halo; or
 (e) $-\text{C}(\text{CH}_3)_2$ -2-oxa-6-azaspiro[3.3]heptan-6-yl, or $-\text{C}(\text{CH}_3)_2$ -CH₂morpholine-4-yl; ((in one embodiment R^c is $-\text{C}(\text{CH}_3)_2$ -(piperazin-1-yl), $-\text{C}(\text{CH}_3)_2$ -(4-methylpiperazin-1-yl), $-\text{C}(\text{CH}_3)_2$ -(4-ethylpiperazin-1-yl), $-\text{C}(\text{CH}_3)_2$ -N(CH₃)oxetan-3-yl, $-\text{C}(\text{CH}_3)_2$ -N(CH₂CH₃)oxetan-3-yl, $-\text{C}(\text{CH}_3)_2$ -NHoxetan-3-yl, or $-\text{C}(\text{CH}_3)_2$ -2-oxa-6-azaspiro[3.3]heptan-6-yl); and/or

a pharmaceutically salt thereof;
 comprising:

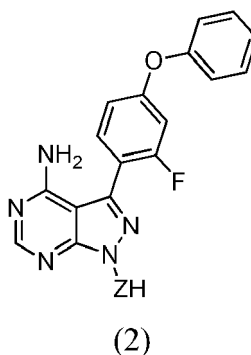
(a) reacting a compound of formula (1):



where:

-Z- is as defined above;
 with an aldehyde of formula R^cCHO where R^c is as defined above; or

(b) reacting a compound of formula (2):



where:

-Z- is as defined above;
 with a compound of formula $\text{R}^c\text{CH}=\text{C}(\text{CN})\text{CO}_2\text{H}$ or $\text{R}^c\text{CH}=\text{C}(\text{CN})\text{COX}$ (where R^c is as defined above and X is a leaving group capable of being displaced by the nitrogen atom of the Z group under amide coupling

reaction conditions;

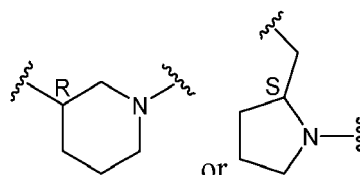
(c) optionally making an acid addition salt of a compound obtained from Steps (a) or (b) above;

(d) optionally making a free base of a compound obtained from Steps (a), (b), or (c) above;

(e) optionally separating individual stereoisomers of the compounds obtained from Steps (a), (b), (c), or (d) above; and

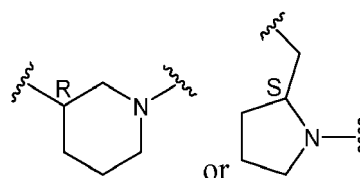
(f) optionally separating individual (E) and (Z) isomers of the compounds obtained from Steps (a), (b), (c), (d), or (e) above.

46. The process of Aspect 45 wherein Z is



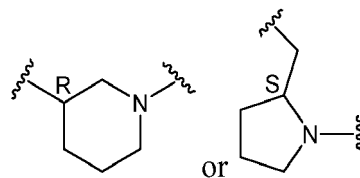
and R^c is -C(CH₃)₂-(4-methylpiperazin-1-yl).

47. The process of Aspect 45 wherein Z is



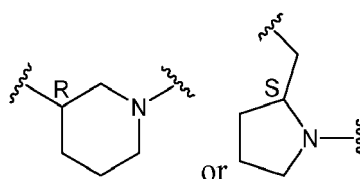
and R^c is -C(CH₃)₂-(piperazin-1-yl).

48. The process of Aspect 45 wherein Z is



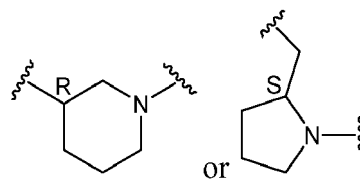
and R^c is -C(CH₃)₂-N(CH₃)oxetan-3-yl.

49. The process of Aspect 45 wherein Z is



and R^c is -C(CH₃)₂-N(ethyl)piperazin-1-yl.

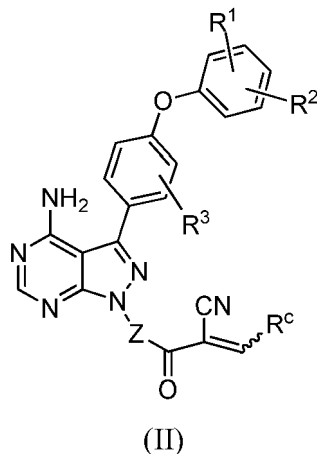
50. The process of Aspect 45 wherein Z is



and R^c is $-C(CH_3)_2-4-(\text{oxetan-3-yl})\text{-piperazin-1-yl}$.

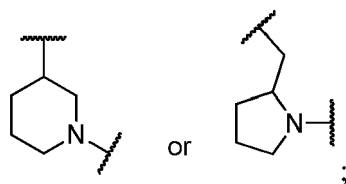
Claims

1. A compound of Formula (II):



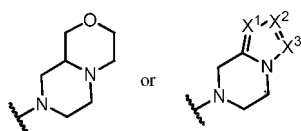
where:

$-Z-$ is:



R^1 and R^2 are independently hydrogen, alkyl, halo, or alkoxy;
 R^3 is hydrogen or halo; and
 R^c is:

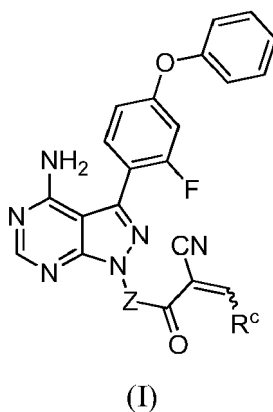
- (a) $-C(CH_3)_2-(4-R^5\text{-piperazin-1-yl})$ where R^5 is hydrogen, alkyl, alkoxyalkyl, hydroxyalkyl, haloalkyl, alkyl-sulfonyl, alkoxy-carbonyl, acyl, or oxetan-3-yl and the piperazinyl ring is additionally optionally substituted with one or two alkyl;
- (b) $-C(CH_3)_2-(2\text{- or }3\text{-oxo-}4-R^a\text{-piperazin-1-yl})$ where R^a is hydrogen, alkyl, cycloalkyl, alkoxyalkyl, haloalkyl, or oxetan-3-yl and the piperazinyl ring is additionally optionally substituted with one or two alkyl;
- (c) $-C(CH_3)_2-NR^b\text{-oxetan-3-yl}$ where R^b is hydrogen, alkyl, hydroxyalkyl, alkoxyalkyl, or cycloalkyl;
- (d) $-C(CH_3)_2-R^d$ where R^d is



where one or two of X^1 , X^2 and X^3 are nitrogen and the rest are carbon and the ring is optionally substituted with one or two substituents independently selected from alkyl, haloalkyl, or halo; or
 (e) $-C(CH_3)_2-2\text{-oxa-6-azaspiro}[3.3]\text{heptan-6-yl}$, or $-C(CH_3)_2\text{-CH}_2\text{-morpholine-4-yl}$;

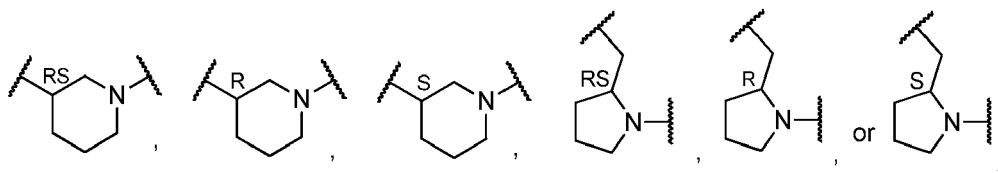
and/or a pharmaceutically acceptable salt thereof;

provided that the compound of Formula (II) is not a compound of Formula (I):



where:

-Z- is:



and

R^c is $-\text{C}(\text{CH}_3)_2\text{-(piperazin-1-yl)}$, $-\text{C}(\text{CH}_3)_2\text{-(4-methylpiperazin-1-yl)}$, $-\text{C}(\text{CH}_3)_2\text{-(4-ethylpiperazin-1-yl)}$, $-\text{C}(\text{CH}_3)_2\text{-N}(\text{CH}_3)\text{oxetan-3-yl}$, $-\text{C}(\text{CH}_3)_2\text{-N}(\text{CH}_2\text{CH}_3)\text{oxetan-3-yl}$, $-\text{C}(\text{CH}_3)_2\text{-N}(\text{cyclopropyl})\text{oxetan-3-yl}$, $-\text{C}(\text{CH}_3)_2\text{-NHoxetan-3-yl}$, or $-\text{C}(\text{CH}_3)_2\text{-2-oxa-6-azaspiro[3.3]heptan-6-yl}$;

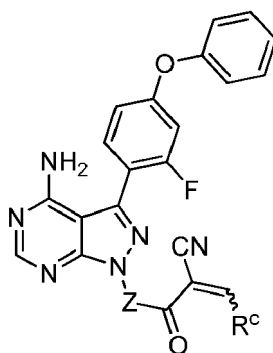
and/or a pharmaceutically acceptable salt thereof.

2. A compound according to Claim 1 and/or a pharmaceutically acceptable salt thereof, wherein, in the Formula (II):

(i) R^1 and R^2 are hydrogen and R^c is $-\text{C}(\text{CH}_3)_2\text{-(4-}R^5\text{-piperazin-1-yl)}$ where R^5 is hydrogen, alkyl, alkoxyalkyl, hydroxyalkyl, haloalkyl, alkylsulfonyl, alkoxycarbonyl, acyl, or oxetan-3-yl and the piperazinyl ring is additionally optionally substituted with one or two alkyl; or

(ii) R^1 is hydrogen, alkyl, halo, or alkoxy and R^2 is alkyl, halo, or alkoxy and R^c is $-\text{C}(\text{CH}_3)_2\text{-(4-}R^5\text{-piperazin-1-yl)}$ where R^5 is hydrogen, alkyl, alkoxyalkyl, hydroxyalkyl, haloalkyl, alkylsulfonyl, alkoxycarbonyl, acyl, or oxetan-3-yl and the piperazinyl ring is additionally optionally substituted with one or two alkyl.

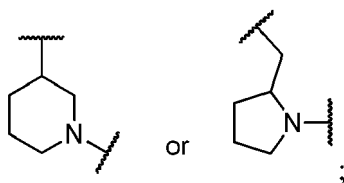
3. A compound according to Claim 1 or Claim 2 and/or a pharmaceutically acceptable salt thereof having the Formula (IA):



(IA)

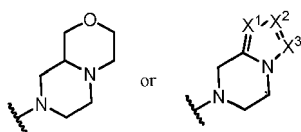
where:

-Z- is:



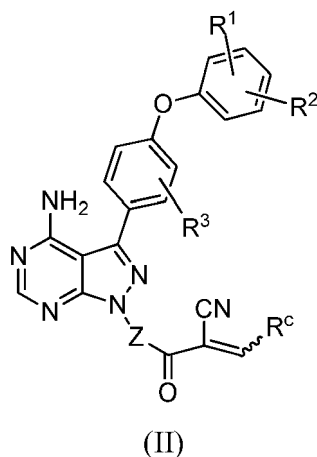
and
R^c is:

- (a) $-\text{C}(\text{CH}_3)_2-(4\text{-R}^4\text{-piperazin-1-yl})$ where R⁴ is propyl, 2-propyl, any isomeric form of butyl, any isomeric form of pentyl, alkoxyalkyl, haloalkyl, alkylsulfonyl, alkoxyalkyl, acyl, or oxetan-3-yl and the piperazinyl ring is additionally optionally substituted with one or two alkyl;
- (b) $-\text{C}(\text{CH}_3)_2-(3\text{-oxo-4-R}^a\text{-piperazin-1-yl})$ where R^a is hydrogen, alkyl, cycloalkyl, alkoxyalkyl, haloalkyl, or oxetan-3-yl and the piperazinyl ring is additionally optionally substituted with one or two alkyl;
- (c) $-\text{C}(\text{CH}_3)_2\text{-NR}^b\text{oxetan-3-yl}$ where R^b is propyl, 2-propyl, any isomeric form of butyl, any isomeric form of pentyl, alkoxyalkyl, cyclobutyl, cyclopentyl, or cyclohexyl;
- (d) $-\text{C}(\text{CH}_3)_2\text{-R}^d$ where R^d is



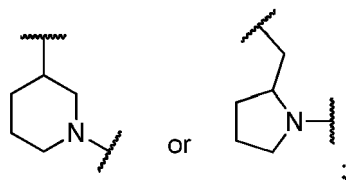
where one or two of X¹, X² and X³ are nitrogen and the rest are carbon and the ring is optionally substituted with one or two substituents independently selected from alkyl, haloalkyl, or halo; or
(e) $-\text{C}(\text{CH}_3)_2\text{-CH}_2\text{morpholine-4-yl}$.

4. A compound according to Claim 1 or Claim 2 and/or a pharmaceutically acceptable salt thereof having Formula (II):



where:

-Z- is:



R¹ is hydrogen, alkyl, halo, or alkoxy;

R² is alkyl, halo, or alkoxy;

R³ is hydrogen or halo; and

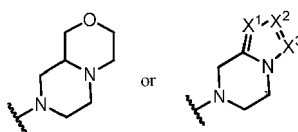
R^c is:

(a) -C(CH₃)₂-(4-R⁵-piperazin-1-yl) where R⁵ is hydrogen, alkyl, alkoxyalkyl, hydroxyalkyl, haloalkyl, alkyl-sulfonyl, alkoxy-carbonyl, acyl, or oxetan-3-yl and the piperazinyl ring is additionally optionally substituted with one or two alkyl;

(b) -C(CH₃)₂-(2- or 3-oxo-4-R^a-piperazin-1-yl) where R^a is hydrogen, alkyl, cycloalkyl, alkoxyalkyl, haloalkyl, or oxetan-3-yl and the piperazinyl ring is additionally optionally substituted with one or two alkyl;

(c) -C(CH₃)₂-NR^boxetan-3-yl where R^b is hydrogen, alkyl, hydroxyalkyl, alkoxyalkyl, or cycloalkyl;

(d) -C(CH₃)₂-R^d where R^d is

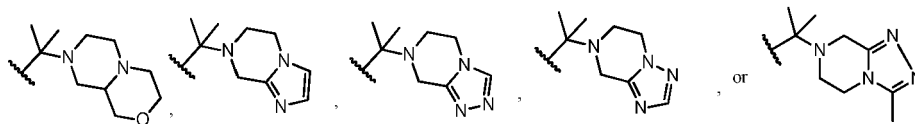


where one or two of X¹, X² and X³ are nitrogen and the rest are carbon and the ring is optionally substituted with one or two substituents independently selected from alkyl, haloalkyl, or halo; or

(e) -C(CH₃)₂-2-oxa-6-azaspiro[3.3]heptan-6-yl, or -C(CH₃)₂-CH₂morpholine-4-yl.

5. A compound according to Claim 3 and/or a pharmaceutically acceptable salt thereof wherein R^c is:

-C(CH₃)₂-CH₂morpholine-4-yl, -C(CH₃)₂-(4-methylsulfonyl-piperazin-1-yl), -C(CH₃)₂-(3-oxo-4-methylpiperazin-1-yl), -C(CH₃)₂-[4-(2-methoxyethyl)-piperazin-1-yl], -C(CH₃)₂-(4-tert-butylpiperazin-1-yl), -C(CH₃)₂-(4-acetyl-piperazin-1-yl), -C(CH₃)₂-(4-2,2,2-trifluoroethyl-piperazin-1-yl), -C(CH₃)₂-(4-isopropylpiperazin-1-yl), -C(CH₃)₂-(2,5-dimethyl-piperazin-1-yl), -C(CH₃)₂-(3,5-dimethylpiperazin-1-yl), -C(CH₃)₂-(3,4,5-trimethylpiperazin-1-yl), -C(CH₃)₂-(2,4,5-trimethylpiperazin-1-yl), -C(CH₃)₂-(4-oxetan-3-ylpiperazin-1-yl), -C(CH₃)₂-(4-methoxycarbonylpiperazin-1-yl), -C(CH₃)₂-(3,5-dimethylpiperazin-1-yl),



6. A compound according to Claim 3 and/or a pharmaceutically acceptable salt thereof wherein the compound is chosen from:

(R)-2-(3-(4-amino-3-(2-fluoro-4-phenoxyphenyl)-1H-pyrazolo[3,4-d]pyrimidin-1-yl)piperidine-1-carbonyl)-4-(4-isopropylpiperazin-1-yl)-4-methylpent-2-enenitrile;
 (S)-2-(3-(4-amino-3-(2-fluoro-4-phenoxyphenyl)-1H-pyrazolo[3,4-d]pyrimidin-1-yl)piperidine-1-carbonyl)-4-(4-isopropylpiperazin-1-yl)-4-methylpent-2-enenitrile;
 (R)-2-(3-(4-amino-3-(2-fluoro-4-phenoxyphenyl)-1H-pyrazolo[3,4-d]pyrimidin-1-yl)piperidine-1-carbonyl)-4-(4-(tert-butyl)piperazin-1-yl)-4-methylpent-2-enenitrile;
 (S)-2-(3-(4-amino-3-(2-fluoro-4-phenoxyphenyl)-1H-pyrazolo[3,4-d]pyrimidin-1-yl)piperidine-1-carbonyl)-4-(4-(tert-butyl)piperazin-1-yl)-4-methylpent-2-enenitrile;
 (R)-2-(3-(4-amino-3-(2-fluoro-4-phenoxyphenyl)-1H-pyrazolo[3,4-d]pyrimidin-1-yl)piperidine-1-carbonyl)-4-(4-(2-methoxyethyl)piperazin-1-yl)-4-methylpent-2-enenitrile;
 (S)-2-(3-(4-amino-3-(2-fluoro-4-phenoxyphenyl)-1H-pyrazolo[3,4-d]pyrimidin-1-yl)piperidine-1-carbonyl)-4-(4-(2-methoxyethyl)piperazin-1-yl)-4-methylpent-2-enenitrile;
 (R)-2-(3-(4-amino-3-(2-fluoro-4-phenoxyphenyl)-1H-pyrazolo[3,4-d]pyrimidin-1-yl)piperidine-1-carbonyl)-4-methyl-4-(4-(oxetan-3-yl)piperazin-1-yl)pent-2-enenitrile;
 (S)-2-(3-(4-amino-3-(2-fluoro-4-phenoxyphenyl)-1H-pyrazolo[3,4-d]pyrimidin-1-yl)piperidine-1-carbonyl)-4-methyl-4-(4-(oxetan-3-yl)piperazin-1-yl)pent-2-enenitrile;
 2-((R)-3-(4-amino-3-(2-fluoro-4-phenoxyphenyl)-1H-pyrazolo[3,4-d]pyrimidin-1-yl)piperidine-1-carbonyl)-4-((R)-hexahydropyrazino[2,1-c][1,4]oxazin-8(1H)-yl)-4-methylpent-2-enenitrile;
 2-((S)-3-(4-amino-3-(2-fluoro-4-phenoxyphenyl)-1H-pyrazolo[3,4-d]pyrimidin-1-yl)piperidine-1-carbonyl)-4-((R)-hexahydropyrazino[2,1-c][1,4]oxazin-8(1H)-yl)-4-methylpent-2-enenitrile;
 2-((R)-3-(4-amino-3-(2-fluoro-4-phenoxyphenyl)-1H-pyrazolo[3,4-d]pyrimidin-1-yl)piperidine-1-carbonyl)-4-((S)-hexahydropyrazino[2,1-c][1,4]oxazin-8(1H)-yl)-4-methylpent-2-enenitrile;
 2-((S)-3-(4-amino-3-(2-fluoro-4-phenoxyphenyl)-1H-pyrazolo[3,4-d]pyrimidin-1-yl)piperidine-1-carbonyl)-4-((S)-hexahydropyrazino[2,1-c][1,4]oxazin-8(1H)-yl)-4-methylpent-2-enenitrile;
 (R)-2-(3-(4-amino-3-(2-fluoro-4-phenoxyphenyl)-1H-pyrazolo[3,4-d]pyrimidin-1-yl)piperidine-1-carbonyl)-4-methyl-4-(4-(2,2,2-trifluoroethyl)piperazin-1-yl)pent-2-enenitrile;
 (S)-2-(3-(4-amino-3-(2-fluoro-4-phenoxyphenyl)-1H-pyrazolo[3,4-d]pyrimidin-1-yl)piperidine-1-carbonyl)-4-methyl-4-(4-(2,2,2-trifluoroethyl)piperazin-1-yl)pent-2-enenitrile;
 2-((R)-3-(4-amino-3-(2-fluoro-4-phenoxyphenyl)-1H-pyrazolo[3,4-d]pyrimidin-1-yl)piperidine-1-carbonyl)-4-methyl-4-((3S,5R)-3,4,5-trimethylpiperazin-1-yl)pent-2-enenitrile;
 2-((S)-3-(4-amino-3-(2-fluoro-4-phenoxyphenyl)-1H-pyrazolo[3,4-d]pyrimidin-1-yl)piperidine-1-carbonyl)-4-methyl-4-((3S,5R)-3,4,5-trimethylpiperazin-1-yl)pent-2-enenitrile;
 2-((R)-3-(4-amino-3-(2-fluoro-4-phenoxyphenyl)-1H-pyrazolo[3,4-d]pyrimidin-1-yl)piperidine-1-carbonyl)-4-((3S,5R)-3,5-dimethylpiperazin-1-yl)-4-methylpent-2-enenitrile;
 2-((S)-3-(4-amino-3-(2-fluoro-4-phenoxyphenyl)-1H-pyrazolo[3,4-d]pyrimidin-1-yl)piperidine-1-carbonyl)-4-((3S,5R)-3,5-dimethylpiperazin-1-yl)-4-methylpent-2-enenitrile;
 2-((R)-3-(4-amino-3-(2-fluoro-4-phenoxyphenyl)-1H-pyrazolo[3,4-d]pyrimidin-1-yl)piperidine-1-carbonyl)-4-((2R,5S)-2,5-dimethylpiperazin-1-yl)-4-methylpent-2-enenitrile;
 2-((S)-3-(4-amino-3-(2-fluoro-4-phenoxyphenyl)-1H-pyrazolo[3,4-d]pyrimidin-1-yl)piperidine-1-carbonyl)-4-((2R,5S)-2,5-dimethylpiperazin-1-yl)-4-methylpent-2-enenitrile;
 2-((R)-3-(4-amino-3-(2-fluoro-4-phenoxyphenyl)-1H-pyrazolo[3,4-d]pyrimidin-1-yl)piperidine-1-carbonyl)-4-methyl-4-((2R,5S)-2,4,5-trimethylpiperazin-1-yl)pent-2-enenitrile;
 2-((S)-3-(4-amino-3-(2-fluoro-4-phenoxyphenyl)-1H-pyrazolo[3,4-d]pyrimidin-1-yl)piperidine-1-carbonyl)-4-methyl-4-((2R,5S)-2,4,5-trimethylpiperazin-1-yl)pent-2-enenitrile;
 2-((R)-3-(4-amino-3-(2-fluoro-4-phenoxyphenyl)-1H-pyrazolo[3,4-d]pyrimidin-1-yl)piperidine-1-carbonyl)-4-((2S,5R)-2,5-dimethylpiperazin-1-yl)-4-methylpent-2-enenitrile;
 2-((S)-3-(4-amino-3-(2-fluoro-4-phenoxyphenyl)-1H-pyrazolo[3,4-d]pyrimidin-1-yl)piperidine-1-carbonyl)-4-((2S,5R)-2,5-dimethylpiperazin-1-yl)-4-methylpent-2-enenitrile;
 2-((R)-3-(4-amino-3-(2-fluoro-4-phenoxyphenyl)-1H-pyrazolo[3,4-d]pyrimidin-1-yl)piperidine-1-carbonyl)-4-me-

thyl-4-((2S,5R)-2,4,5-trimethylpiperazin-1-yl)pent-2-enenitrile;
 2-((S)-3-(4-amino-3-(2-fluoro-4-phenoxyphenyl)-1H-pyrazolo[3,4-d]pyrimidin-1-yl)piperidine-1-carbonyl)-4-
 methyl-4-((2S,5R)-2,4,5-trimethylpiperazin-1-yl)pent-2-enenitrile;
 (R)-2-(3-(4-amino-3-(2-fluoro-4-phenoxyphenyl)-1H-pyrazolo[3,4-d]pyrimidin-1-yl)piperidine-1-carbonyl)-
 4-(5,6-dihydroimidazo[1,2-a]pyrazin-7(8H)-yl)-4-methylpent-2-enenitrile;
 (S)-2-(3-(4-amino-3-(2-fluoro-4-phenoxyphenyl)-1H-pyrazolo[3,4-d]pyrimidin-1-yl)piperidine-1-carbonyl)-
 4-(5,6-dihydroimidazo[1,2-a]pyrazin-7(8H)-yl)-4-methylpent-2-enenitrile;
 (R)-2-(3-(4-amino-3-(2-fluoro-4-phenoxyphenyl)-1H-pyrazolo[3,4-d]pyrimidin-1-yl)piperidine-1-carbonyl)-4-
 methyl-4-(4-(methylsulfonyl)piperazin-1-yl)pent-2-enenitrile;
 (S)-2-(3-(4-amino-3-(2-fluoro-4-phenoxyphenyl)-1H-pyrazolo[3,4-d]pyrimidin-1-yl)piperidine-1-carbonyl)-4-
 methyl-4-(4-(methylsulfonyl)piperazin-1-yl)pent-2-enenitrile;
 (R)-2-(3-(4-amino-3-(2-fluoro-4-phenoxyphenyl)-1H-pyrazolo[3,4-d]pyrimidin-1-yl)piperidine-1-carbonyl)-4-
 methyl-4-(4-methyl-3-oxopiperazin-1-yl)pent-2-enenitrile;
 (S)-2-(3-(4-amino-3-(2-fluoro-4-phenoxyphenyl)-1H-pyrazolo[3,4-d]pyrimidin-1-yl)piperidine-1-carbonyl)-4-
 methyl-4-(4-methyl-3-oxopiperazin-1-yl)pent-2-enenitrile;
 (R)-4-(4-acetylpiperazin-1-yl)-2-(3-(4-amino-3-(2-fluoro-4-phenoxyphenyl)-1H-pyrazolo[3,4-d]pyrimidin-1-
 yl)piperidine-1-carbonyl)-4-methylpent-2-enenitrile;
 (S)-4-(4-acetylpiperazin-1-yl)-2-(3-(4-amino-3-(2-fluoro-4-phenoxyphenyl)-1H-pyrazolo[3,4-d]pyrimidin-1-
 yl)piperidine-1-carbonyl)-4-methylpent-2-enenitrile;
 (R)-methyl 4-(5-(3-(4-amino-3-(2-fluoro-4-phenoxyphenyl)-1H-pyrazolo[3,4-d]pyrimidin-1-yl)piperidin-1-yl)-4-
 cyano-2-methyl-5-oxopent-3-en-2-yl)piperazine-1-carboxylate;
 (S)-methyl 4-(5-(3-(4-amino-3-(2-fluoro-4-phenoxyphenyl)-1H-pyrazolo[3,4-d]pyrimidin-1-yl)piperidin-1-yl)-4-
 cyano-2-methyl-5-oxopent-3-en-2-yl)piperazine-1-carboxylate;
 (R)-2-(3-(4-amino-3-(2-fluoro-4-phenoxyphenyl)-1H-pyrazolo[3,4-d]pyrimidin-1-yl)piperidine-1-carbonyl)-4,4-
 dimethyl-5-morpholinopent-2-enenitrile;
 (S)-2-(3-(4-amino-3-(2-fluoro-4-phenoxyphenyl)-1H-pyrazolo[3,4-d]pyrimidin-1-yl)piperidine-1-carbonyl)-4,4-
 dimethyl-5-morpholinopent-2-enenitrile;

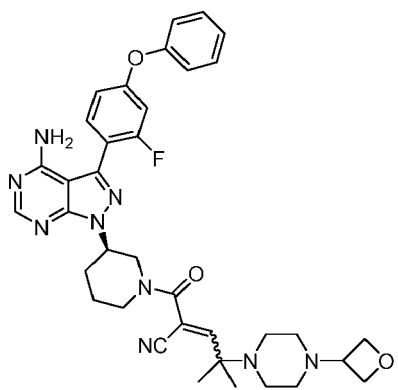
or a mixture of R and S isomers thereof; or
 an (E) or (Z) isomer of any one of the above compounds.

7. A compound according to Claim 6 and/or a pharmaceutically acceptable salt thereof wherein the compound is:

(R)-2-(3-(4-amino-3-(2-fluoro-4-phenoxyphenyl)-1H-pyrazolo[3,4-d]pyrimidin-1-yl)piperidine-1-carbonyl)-4-
 methyl-4-(4-(oxetan-3-yl)piperazin-1-yl)pent-2-enenitrile;
 (S)-2-(3-(4-amino-3-(2-fluoro-4-phenoxyphenyl)-1H-pyrazolo[3,4-d]pyrimidin-1-yl)piperidine-1-carbonyl)-4-
 methyl-4-(4-(oxetan-3-yl)piperazin-1-yl)pent-2-enenitrile; or
 a mixture of (R)-2-(3-(4-amino-3-(2-fluoro-4-phenoxyphenyl)-1H-pyrazolo[3,4-d]pyrimidin-1-yl)piperidine-1-car-
 bonyl)-4-methyl-4-(4-(oxetan-3-yl)piperazin-1-yl)pent-2-enenitrile and (S)-2-(3-(4-amino-3-(2-fluoro-4-phenoxy-
 phenyl)-1H-pyrazolo[3,4-d]pyrimidin-1-yl)piperidine-1-carbonyl)-4-methyl-4-(4-(oxetan-3-yl)piperazin-1-
 yl)pent-2-enenitrile;

or an individual (E) or (Z) isomer of any one of the above compounds,
 wherein preferably the compound is an (E) isomer or (Z) isomer of (R)-2-(3-(4-amino-3-(2-fluoro-4-phenoxyphenyl)-
 1H-pyrazolo[3,4-d]pyrimidin-1-yl)piperidine-1-carbonyl)-4-methyl-4-(4-(oxetan-3-yl)piperazin-1-yl)pent-2-eneni-
 trile.

8. A compound according to Claim 6 and/or a pharmaceutically acceptable salt thereof wherein the compound is a
 mixture of (E) isomer and (Z) isomer of (R)-2-(3-(4-amino-3-(2-fluoro-4-phenoxyphenyl)-1H-pyrazolo[3,4-d]pyrimi-
 din-1-yl)piperidine-1-carbonyl)-4-methyl-4-(4-(oxetan-3-yl)piperazin-1-yl)pent-2-enenitrile having the structure:



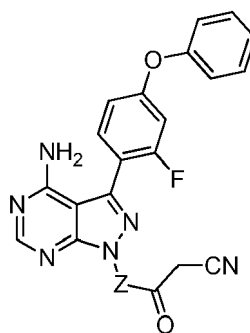
9. A pharmaceutical composition comprising a compound and/or a pharmaceutically acceptable salt of any one of Claims 1 to 8 and a pharmaceutically acceptable excipient; preferably a compound and/or a pharmaceutically acceptable salt of Claim 7 or 8 and a pharmaceutically acceptable excipient.
10. The pharmaceutical composition of Claim 9 wherein the pharmaceutical composition is an enteric coated or delayed release formulation.
11. A compound of any one of Claims 1 to 8 and/or pharmaceutically acceptable salt thereof for use in the treatment of a disease chosen from autoimmune diseases, heteroimmune conditions or diseases, inflammatory diseases, and cancers, preferably a compound of Claim 6 or 7 and/or pharmaceutically acceptable salt thereof for use in the treatment of a disease chosen from autoimmune diseases, heteroimmune conditions or diseases, inflammatory diseases, and cancers.
12. A compound and/or a pharmaceutically acceptable salt thereof for use according to Claim 11 wherein the disease is chosen from autoimmune diseases, heteroimmune conditions or diseases, and inflammatory diseases wherein the autoimmune disease is chosen from inflammatory bowel disease, ulcerative colitis, arthritis, lupus, rheumatoid arthritis, psoriatic arthritis, osteoarthritis, Still's disease, juvenile arthritis, diabetes, myasthenia gravis, Hashimoto's thyroiditis, Ord's thyroiditis, Graves' disease, Sjogren's syndrome, Sjogren's dry eye, non-Sjogren's dry eye disease, multiple sclerosis, Guillain-Barre syndrome, acute disseminated encephalomyelitis, Addison's disease, opsoclonus-myoclonus syndrome, ankylosing spondylitis, antiphospholipid antibody syndrome, aplastic anemia, autoimmune hepatitis, coeliac disease, Goodpasture's syndrome, idiopathic thrombocytopenic purpura, optic neuritis, scleroderma, primary biliary cirrhosis, Reiter's syndrome, Takayasu's arteritis, temporal arteritis, warm autoimmune hemolytic anemia, Wegener's granulomatosis, psoriasis, alopecia universalis, Behcet's disease, chronic fatigue, dysautonomia, endometriosis, interstitial cystitis, neuromyotonia, scleroderma, and vulvodynia; the heteroimmune condition or disease, is chosen from graft versus host disease, transplantation, transfusion, anaphylaxis, allergy, type I hypersensitivity, allergic conjunctivitis, allergic rhinitis, and atopic dermatitis; and wherein the inflammatory disease is chosen from asthma, appendicitis, blepharitis, bronchiolitis, bronchitis, bursitis, cervicitis, cholangitis, cholecystitis, colitis, conjunctivitis, cystitis, dacryoadenitis, dermatitis, urticaria, dermatomyositis, encephalitis, endocarditis, endometritis, enteritis, enterocolitis, epicondylitis, epididymitis, fasciitis, fibrositis, gastritis, gastroenteritis, hepatitis, hidradenitis suppurativa, laryngitis, mastitis, meningitis, myelitis myocarditis, myositis, nephritis, oophoritis, orchitis, osteitis, otitis, pancreatitis, parotitis, pericarditis, peritonitis, pharyngitis, pleuritis, phlebitis, pneumonitis, pneumonia, proctitis, prostatitis, pyelonephritis, rhinitis, salpingitis, sinusitis, stomatitis, synovitis, tendonitis, tonsillitis, uveitis, vaginitis, vasculitis, and vulvitis.
13. The compound and/or pharmaceutically acceptable salt thereof for use in the treatment of a disease according to Claim 12 wherein the disease is chosen from rheumatoid arthritis, psoriatic arthritis, lupus, systemic lupus erythematosus, uveitis, urticaria, atopic dermatitis, vasculitis including Wegener's granulomatosis, Sjogren's disease, ankylosing spondylitis, and asthma.
14. A compound and/or a pharmaceutically acceptable salt thereof for use according to Claim 11 wherein the disease is cancer chosen from diffuse large B cell lymphoma, follicular lymphoma, chronic lymphocytic lymphoma, chronic lymphocytic leukemia, B-ALL, B-cell prolymphocytic leukemia, small lymphocytic lymphoma (SLL), multiple myeloma, B-cell non-Hodgkin lymphoma, lymphoplasmacytic lymphoma/ Waldenstrom macroglobulinemia, splenic marginal zone lymphoma, plasma cell myeloma, plasmacytoma, extranodal marginal zone B cell lymphoma, nodal

marginal zone B cell lymphoma, mantle cell lymphoma, mediastinal (thymic) large B cell lymphoma, intravascular large B cell lymphoma, primary effusion lymphoma, burkitt's lymphoma/leukemia, and lymphomatoid granulomatosis.

15. The compound for use according to any one of Claims 11 to 14 wherein the compound and/or pharmaceutically acceptable salt is administered in combination with one or more anticancer or anti-inflammatory agents.

16. A process of preparing a compound of Claim 7 comprising:

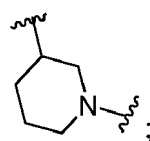
(a) reacting a compound of formula (1):



(1)

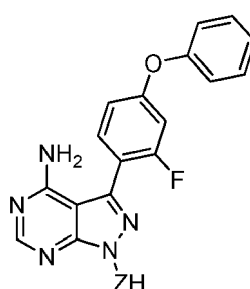
wherein:

-Z- is



with an aldehyde of formula R^cCHO where R^c is -C(CH₃)₂-4-(oxetan-3-yl)piperazin-1-yl; or

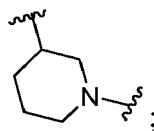
(b) reacting a compound of formula (2):



(2)

wherein:

-Z- is



with a compound of formula $R^cCH=C(CN)CO_2H$ or $R^cCH=C(CN)COX$ (where R^c is - $C(CH_3)_2$ -4-(oxetan-3-yl)piperazin-1-yl) and X is a leaving group capable of being displaced by the nitrogen atom of the Z group under amide coupling reaction conditions;

- (c) optionally making an acid addition salt of a compound obtained from Steps (a) or (b) above;
- (d) optionally making a free base of a compound obtained from Steps (a), (b), or (c) above;
- (e) optionally separating individual stereoisomers of the compounds obtained from Steps (a), (b), (c), or (d) above; and
- (f) optionally separating individual (E) and (Z) isomers of the compounds obtained from Steps (a), (b), (c), (d), or (e) above.



EUROPEAN SEARCH REPORT

Application Number
EP 17 15 2898

5

10

15

20

25

30

35

40

45

50

55

DOCUMENTS CONSIDERED TO BE RELEVANT			
Category	Citation of document with indication, where appropriate, of relevant passages	Relevant to claim	CLASSIFICATION OF THE APPLICATION (IPC)
X,P	WO 2012/158764 A1 (PRINCIPIA BIOPHARMA INC [US]; GOLDSTEIN DAVID MICHAEL [US]) 22 November 2012 (2012-11-22) * pages 247-252; claims 1,9,39-47; examples 25,31,40-43,46-49 *	1-16	INV. C07D487/04 C07D519/00 A61K31/519 A61P37/00 A61P29/00 A61P35/00
A	WO 2008/039218 A2 (PHARMACYCLICS INC [US]; HONIGBERG LEE [US]) 3 April 2008 (2008-04-03) * pages 30-32; claims 1-4,9,13,17,21; examples 1-5 *	1-16	
A	YAN LOU ET AL: "Bruton's Tyrosine Kinase Inhibitors: Approaches to Potent and Selective Inhibition, Preclinical and Clinical Evaluation for Inflammatory Diseases and B Cell Malignancies", JOURNAL OF MEDICINAL CHEMISTRY, vol. 55, no. 10, 6 March 2012 (2012-03-06), pages 4539-4550, XP055080230, ISSN: 0022-2623, DOI: 10.1021/jm300035p * the whole document * * compounds 11,13 *	1-16	
			TECHNICAL FIELDS SEARCHED (IPC)
			C07D
The present search report has been drawn up for all claims			
Place of search Munich		Date of completion of the search 28 February 2017	Examiner Ladenburger, Claude
CATEGORY OF CITED DOCUMENTS X : particularly relevant if taken alone Y : particularly relevant if combined with another document of the same category A : technological background O : non-written disclosure P : intermediate document		T : theory or principle underlying the invention E : earlier patent document, but published on, or after the filing date D : document cited in the application L : document cited for other reasons & : member of the same patent family, corresponding document	

EPO FORM 1503 03.82 (P04C01)

**ANNEX TO THE EUROPEAN SEARCH REPORT
ON EUROPEAN PATENT APPLICATION NO.**

EP 17 15 2898

5

This annex lists the patent family members relating to the patent documents cited in the above-mentioned European search report.
The members are as contained in the European Patent Office EDP file on
The European Patent Office is in no way liable for these particulars which are merely given for the purpose of information.

28-02-2017

10

15

20

25

30

35

40

45

50

55

Patent document cited in search report	Publication date	Patent family member(s)	Publication date
WO 2012158764 A1	22-11-2012	AU 2012255860 A1	18-04-2013
		AU 2015243110 A1	05-11-2015
		CA 2836410 A1	22-11-2012
		CN 103534258 A	22-01-2014
		EA 201391528 A1	30-09-2014
		EP 2710005 A1	26-03-2014
		JP 5974084 B2	23-08-2016
		JP 2014517838 A	24-07-2014
		KR 20140058438 A	14-05-2014
		US 2014094459 A1	03-04-2014
WO 2008039218 A2	03-04-2008	US 2015353557 A1	10-12-2015
		WO 2012158764 A1	22-11-2012
		AT 531263 T	15-11-2011
		AU 2006348662 A1	03-04-2008
		AU 2010201052 A1	08-04-2010
		BR PI0622054 A2	09-11-2010
		BR PI0622277 A2	09-08-2011
		CA 2663116 A1	03-04-2008
		CA 2847852 A1	03-04-2008
		CN 101610676 A	23-12-2009
		CN 101805341 A	18-08-2010
		CN 102746305 A	24-10-2012
		CN 102887900 A	23-01-2013
		CY 1112513 T1	09-12-2015
		DK 2081435 T3	15-08-2016
		DK 2201840 T3	20-02-2012
		DK 2526933 T3	18-05-2015
		DK 2526934 T3	07-03-2016
		EA 200900351 A1	30-10-2009
		EA 201000599 A1	28-02-2011
		EA 201300246 A1	30-01-2014
		EP 2081435 A2	29-07-2009
		EP 2201840 A1	30-06-2010
		EP 2443929 A1	25-04-2012
		EP 2526771 A1	28-11-2012
		EP 2526933 A2	28-11-2012
		EP 2526934 A2	28-11-2012
		EP 2529621 A1	05-12-2012
		EP 2529622 A1	05-12-2012
		EP 2530083 A1	05-12-2012
		EP 2532234 A1	12-12-2012
		EP 2532235 A1	12-12-2012
		ES 2376424 T3	13-03-2012
		ES 2537399 T3	08-06-2015
		ES 2564647 T3	28-03-2016

EPO FORM P0459

For more details about this annex : see Official Journal of the European Patent Office, No. 12/82

**ANNEX TO THE EUROPEAN SEARCH REPORT
ON EUROPEAN PATENT APPLICATION NO.**

EP 17 15 2898

5

This annex lists the patent family members relating to the patent documents cited in the above-mentioned European search report.
The members are as contained in the European Patent Office EDP file on
The European Patent Office is in no way liable for these particulars which are merely given for the purpose of information.

28-02-2017

10

15

20

25

30

35

40

45

50

55

Patent document cited in search report	Publication date	Patent family member(s)	Publication date
		ES 2584331 T3	27-09-2016
		ES 2585902 T3	10-10-2016
		HK 1178144 A1	18-12-2015
		HU E028086 T2	28-11-2016
		HU E028712 T2	28-12-2016
		HU S1600049 I1	30-01-2017
		JP 4934197 B2	16-05-2012
		JP 5193256 B2	08-05-2013
		JP 5635544 B2	03-12-2014
		JP 5718890 B2	13-05-2015
		JP 2010235628 A	21-10-2010
		JP 2010504324 A	12-02-2010
		JP 2012105681 A	07-06-2012
		JP 2013060466 A	04-04-2013
		KR 20090091115 A	26-08-2009
		KR 20100051863 A	18-05-2010
		KR 20130027536 A	15-03-2013
		KR 20140022112 A	21-02-2014
		LT 2529621 T	10-01-2017
		LT 2530083 T	26-09-2016
		LT PA2016034 I1	27-12-2016
		LU 92692 I2	24-11-2015
		NL 300728 I1	26-01-2016
		NZ 575650 A	28-10-2011
		NZ 595230 A	22-02-2013
		NZ 601278 A	27-09-2013
		PL 2081435 T3	30-11-2016
		PL 2530083 T3	30-11-2016
		PT 2201840 E	14-02-2012
		PT 2526933 E	23-06-2015
		SG 166093 A1	29-11-2010
		SG 10201503235V A	29-06-2015
		SI 2081435 T1	28-10-2016
		SI 2201840 T1	29-06-2012
		SI 2526933 T1	31-07-2015
		SI 2526934 T1	29-04-2016
		SI 2530083 T1	30-09-2016
		US 2008076921 A1	27-03-2008
		US 2008108636 A1	08-05-2008
		US 2008139582 A1	12-06-2008
		US 2009181987 A1	16-07-2009
		US 2010004270 A1	07-01-2010
		US 2010022561 A1	28-01-2010
		US 2010041677 A1	18-02-2010
		US 2010254905 A1	07-10-2010
		US 2010324050 A1	23-12-2010

EPO FORM P0459

For more details about this annex : see Official Journal of the European Patent Office, No. 12/82

**ANNEX TO THE EUROPEAN SEARCH REPORT
ON EUROPEAN PATENT APPLICATION NO.**

EP 17 15 2898

5 This annex lists the patent family members relating to the patent documents cited in the above-mentioned European search report.
The members are as contained in the European Patent Office EDP file on
The European Patent Office is in no way liable for these particulars which are merely given for the purpose of information.

28-02-2017

Patent document cited in search report	Publication date	Patent family member(s)	Publication date
		US 2010331350 A1	30-12-2010
		US 2011008257 A1	13-01-2011
		US 2011039868 A1	17-02-2011
		US 2011184001 A1	28-07-2011
		US 2011257203 A1	20-10-2011
		US 2011281322 A1	17-11-2011
		US 2012088912 A1	12-04-2012
		US 2012095026 A1	19-04-2012
		US 2012108612 A1	03-05-2012
		US 2012115889 A1	10-05-2012
		US 2012122894 A1	17-05-2012
		US 2012129821 A1	24-05-2012
		US 2012129873 A1	24-05-2012
		US 2012135944 A1	31-05-2012
		US 2012214826 A1	23-08-2012
		US 2012252821 A1	04-10-2012
		US 2012252822 A1	04-10-2012
		US 2012277254 A1	01-11-2012
		US 2012283276 A1	08-11-2012
		US 2012283277 A1	08-11-2012
		US 2013005745 A1	03-01-2013
		US 2014039186 A1	06-02-2014
		US 2014128413 A1	08-05-2014
		US 2014128414 A1	08-05-2014
		US 2014135347 A1	15-05-2014
		US 2014142123 A1	22-05-2014
		US 2014163046 A1	12-06-2014
		US 2014171453 A1	19-06-2014
		US 2014187564 A1	03-07-2014
		US 2014187565 A1	03-07-2014
		US 2014212485 A1	31-07-2014
		US 2014243355 A1	28-08-2014
		US 2014275125 A1	18-09-2014
		US 2014336206 A1	13-11-2014
		US 2015306103 A1	29-10-2015
		US 2017007611 A1	12-01-2017
		WO 2008039218 A2	03-04-2008
		ZA 201007561 B	26-09-2012
		ZA 201100893 B	27-03-2013
		ZA 201207075 B	26-06-2013

EPO FORM P0459

For more details about this annex : see Official Journal of the European Patent Office, No. 12/82

REFERENCES CITED IN THE DESCRIPTION

This list of references cited by the applicant is for the reader's convenience only. It does not form part of the European patent document. Even though great care has been taken in compiling the references, errors or omissions cannot be excluded and the EPO disclaims all liability in this regard.

Patent documents cited in the description

- US 4107288 A [0109]
- US 5145684 A [0109]
- US 4476116 A [0112]
- US 5116817 A [0112]
- US 6391452 B [0112]

Non-patent literature cited in the description

- **GAULD S. B. et al.** B cell antigen receptor signaling: roles in cell development and disease. *Science*, 2002, vol. 296, 1641-2 [0002]
- **PEROSA F. et al.** CD20-depleting therapy in autoimmune diseases: from basic research to the clinic. *J Intern Med.*, 2010, vol. 267, 260-77 [0002]
- **DÖRNER T et al.** Targeting B cells in immune-mediated inflammatory disease: a comprehensive review of mechanisms of action and identification of biomarkers. *Pharmacol Ther.*, 2010, vol. 125, 464-75 [0002]
- **ROSEN F. S. et al.** The primary immunodeficiencies. *N Engl J Med.*, 1995, vol. 333, 431-40 [0002]
- **PAN Z. et al.** Discovery of selective irreversible inhibitors for Bruton's tyrosine kinase. *J. Med. Chem.*, 2007, vol. 2, 58-61 [0002]
- **SETOGUCHI R. et al.** Defective degranulation and calcium mobilization of bone-marrow derived mast cells from Xid and BTK-deficient mice. *Immunol Lett.*, 1998, vol. 64, 109-18 [0003]
- **GRAVALLESE E. M. et al.** Synovial tissue in rheumatoid arthritis is a source of osteoclast differentiation factor. *Arthritis Rheum.*, 2000, vol. 43, 250-8 [0004]
- **LEE S. H.** The tec family tyrosine kinase BTK Regulates RANKL-induced osteoclast maturation. *J. Biol. Chem.*, 2008, vol. 283, 11526-34 [0004]
- **SHLOMCHIK M. J.** The role of B cells in lpr/lpr-induced autoimmunity. *J. Exp Med.*, 1994, vol. 180, 1295-1306 [0004]
- **HONIGBERG L. A.** The Bruton tyrosine kinase inhibitor PCI-32765 blocks B-cell activation and is efficacious in models of autoimmune disease and B-cell malignancy. *Proc. Natl. Acad. Sci.*, 2010, vol. 107, 13075-80 [0004]
- **HONIGBERG, L.** The selective BTK inhibitor PCI-32765 blocks B cell and mast cell activation and prevents mouse collagen induced arthritis. *Clin. Immunol.*, 2008, vol. 127 (S1), S111 [0005]
- **QUEK L. S et al.** A role for Bruton's tyrosine kinase (BTK) in platelet activation by collagen. *Curr. Biol.*, 1998, vol. 8, 1137-40 [0006]
- **FOWLER, N et al.** The Btk inhibitor, PCI-32765, induces durable responses with minimal toxicity in patients with relapsed/refractory Bcell malignancies: results from a phase I study. *Blood*, 2010, vol. 116 (21), 425 [0007]
- **BYRD J. C. et al.** Activity and tolerability of the Bruton's tyrosine kinase (Btk) inhibitor PCI-32765 in patients with chronic lymphocytic leukemia/small lymphocytic lymphoma (CLL/SLL): Interim results of a phase Ib/II study. *J Clin Oncol*, 2011, vol. 29, 6508 [0007]
- **IYER A. S. et al.** Absence of Tec Family Kinases Interleukin-2 Inducible T cell Kinase (Itk) and Bruton's Tyrosine Kinase (Btk) Severely Impairs Fc{epsilon}RI-dependent Mast Cell Responses. *J. Biol Chem.*, 2011, vol. 286, 9503-13 [0008]
- **SAHU N et al.** Differential sensitivity to Itk kinase signals for T helper 2 cytokine production and chemokine-mediated migration. *J. Immunol.*, 2008, vol. 180, 3833-8 [0008]
- **TU T et al.** Bone marrow X kinase-mediated signal transduction in irradiated vascular endothelium. *Cancer Res.*, 2008, vol. 68, 2861-9 [0008]
- **GUO S. et al.** Tyrosine Kinase ETK/BMX Is Up-Regulated in Bladder Cancer and Predicts Poor Prognosis in Patients with Cystectomy. *PLoS One*, 2011, vol. 6, e17778 [0008]
- **ITO I et al.** Association of the FAM167A-BLK region with systemic sclerosis. *Arthritis Rheum.*, 2010, vol. 62, 890-5 [0008]
- Remington's Pharmaceutical Sciences. Mack Publishing Company, 1985 [0080]
- **BERGE et al.** *Journal of Pharmaceutical Sciences*, January 1977, vol. 66 (1), 1-19 [0080]
- **COPELAND RA ; POMPLIANO DL ; MEEK TD.** Drug-target residence time and its implications for lead optimization. *Nat. Rev. Drug Discov.*, 2006, vol. 5 (9), 730-739 [0104]
- **E. W. MARTIN.** Remington's Pharmaceutical Sciences. Mack Publishing Company, 2000 [0114]
- **HONIGBERG L.A.** *Proc Natl Acad Sci U S A.*, 2010, vol. 107, 13075-80 [0262] [0263]

- **KARP, R.** Inhibition of BTK with AVL-292 Translates to Protective Activity in Animal Models of Rheumatoid Arthritis. *Inflammation Research Association Meeting*, September 2010 [0262]

摘要

本披露提供了多种化合物(II)和/或其药学上可接受的盐，其是酪氨酸激酶抑制剂，特别是 BTK，并且潜在地对于通过酪氨酸激酶的抑制可治疗的疾病的治疗是有用的，这些疾病如癌症、炎性疾病，例如关节炎，等等。还提供了包含此类化合物和/或其药学上可接受的盐的药物组合物以及用于制备此类化合物及其药学上可接受的盐的方法。

