

**(12) STANDARD PATENT**  
**(19) AUSTRALIAN PATENT OFFICE**

(11) Application No. **AU 2008361954 B2**

(54) Title  
**Can for the extemporaneous preparation of beverages by extraction and/or infusion, provided with a safety lid**

(51) International Patent Classification(s)  
**A47J 31/30** (2006.01)

(21) Application No: **2008361954**

(22) Date of Filing: **2008.09.19**

(87) WIPO No: **WO10/031440**

(43) Publication Date: **2010.03.25**

(44) Accepted Journal Date: **2015.10.01**

(71) Applicant(s)  
**Brizio, Adriana**

(72) Inventor(s)  
**Brizio, Adriana**

(74) Agent / Attorney  
**Griffith Hack, GPO Box 1285, Melbourne, VIC, 3001**

(56) Related Art  
**US 2006/0165851 A1**  
**US 3485410 A**  
**US 5054642 A**

(12) INTERNATIONAL APPLICATION PUBLISHED UNDER THE PATENT COOPERATION TREATY (PCT)

(19) World Intellectual Property Organization  
International Bureau



(43) International Publication Date  
25 March 2010 (25.03.2010)

(10) International Publication Number  
**WO 2010/031440 A1**

(51) International Patent Classification:  
A47J 31/30 (2006.01)

(21) International Application Number:  
PCT/EP2008/062511

(22) International Filing Date:  
19 September 2008 (19.09.2008)

(25) Filing Language: English

(26) Publication Language: English

(72) Inventor; and

(71) Applicant : BRIZIO, Adriana [IT/CH]; Via Ceresio,  
18, CH-6977 Ruvigliana (CH).

(74) Agents: RIPAMONTI, Enrico et al.; GIAMBROCONO  
& C. S.p.A., Via Rosolino Pilo, 19/B, I-20129 Milano  
(IT).

(81) Designated States (unless otherwise indicated, for every  
kind of national protection available): AE, AG, AL, AM,  
AO, AT, AU, AZ, BA, BB, BG, BH, BR, BW, BY, BZ,  
CA, CH, CN, CO, CR, CU, CZ, DE, DK, DM, DO, DZ,

EC, EE, EG, ES, FI, GB, GD, GE, GH, GM, GT, HN,  
HR, HU, ID, IL, IN, IS, JP, KE, KG, KM, KN, KP, KR,  
KZ, LA, LC, LK, LR, LS, LT, LU, LY, MA, MD, ME,  
MG, MK, MN, MW, MX, MY, MZ, NA, NG, NI, NO,  
NZ, OM, PG, PH, PL, PT, RO, RS, RU, SC, SD, SE, SG,  
SK, SL, SM, ST, SV, SY, TJ, TM, TN, TR, TT, TZ, UA,  
UG, US, UZ, VC, VN, ZA, ZM, ZW.

(84) Designated States (unless otherwise indicated, for every  
kind of regional protection available): ARIPO (BW, GH,  
GM, KE, LS, MW, MZ, NA, SD, SL, SZ, TZ, UG, ZM,  
ZW), Eurasian (AM, AZ, BY, KG, KZ, MD, RU, TJ,  
TM), European (AT, BE, BG, CH, CY, CZ, DE, DK, EE,  
ES, FI, FR, GB, GR, HR, HU, IE, IS, IT, LT, LU, LV,  
MC, MT, NL, NO, PL, PT, RO, SE, SI, SK, TR), OAPI  
(BF, BJ, CF, CG, CI, CM, GA, GN, GQ, GW, ML, MR,  
NE, SN, TD, TG).

Published:

— with international search report (Art. 21(3))

(54) Title: CAN FOR THE EXTEMPORANEOUS PREPARATION OF BEVERAGES BY EXTRACTION AND/OR INFUSION, PROVIDED WITH A SAFETY LID

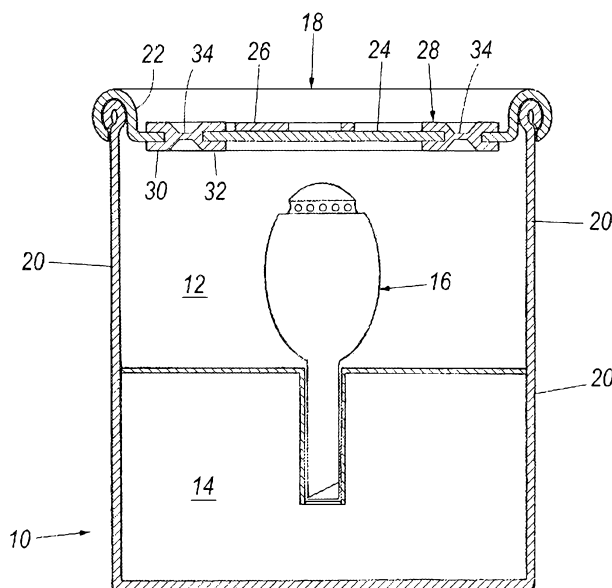


Fig. 1

(57) Abstract: The can (10; 10A; 10B; 10C) for the extemporaneous preparation of beverages by extraction and/or infusion comprises a first chamber (12) intended to collect the final beverage, a second chamber (14) containing a drinkable liquid and a filtering device (16) containing a substance able to produce the required beverage by extraction and/or infusion. The can is foreseen to be put onto a heating source after opening the can lid (18; 18A, 18B; 18C) and operating the filtering device (16) by the user. The lid (18; 18A, 18B; 18C) comprises: an outer rim portion (22; 22B) intended to remain fixed to the can lateral wall (20) when opening the can; an inner removable portion (24; 24A; 24B; 24C) intended to be ripped in order to open the can; and a predetermined breaking line (34) separating said inner removable portion (24; 24A; 24B; 24C) from said outer rim portion (22; 22B). The breaking line (34) is provided in an annular portion (28; 28A; 28B; 28C) forming part of the lid (18; 18A, 18B; 18C) and made of plastic material. The outer part (32; 32B) of the annular portion (28; 28A; 28B; 28C) is part of the outer rim portion (22; 22B) while the inner part thereof (24; 24A; 24B; 24C) is part of the inner removable portion (24; 24A; 24B; 24C).

**CAN FOR THE EXTEMPORANEOUS PREPARATION OF BEVERAGES**  
**BY EXTRACTION AND/OR INFUSION, PROVIDED WITH A SAFETY**  
**LID.**

5 The present invention relates to a can usable for the extemporaneous preparation of beverages by extraction and/or infusion.

Cans for the extemporaneous preparation of beverages by extraction and/or infusion are disclosed in EP-A-1610657 and have been recently launched on the market. Said cans have a first chamber intended to  
10 collect the final beverage, a second chamber containing a drinkable liquid and a filtering device containing a substance able to produce the required beverage by extraction and/or infusion. The first chamber is closed by the can lid.

Said cans are foreseen to be put onto a heating source after opening the  
15 lid and operating the filter by the user. To this purpose, the lid has an outer rim portion, intended to remain fixed to the can vertical wall when opening the can, and an inner removable portion, intended to be ripped by pulling a tab, provided on the lid, in order to open the can, a groove being provided between said inner and outer portions to reduce the  
20 thickness and consequently the resistance of the lid structure, so as to enable the hand-ripping of the aforesaid inner portion.

The user, therefore, will pull the tab to partially or totally rip the lid and slip a hand into the can to move the filter device in a given direction, thereby putting the liquid contained in the second chamber in contact with the  
25 substance contained in the filtering device.

Upon completion of the aforementioned operations, the user will put the can onto a heating source. In this way, by effect of the pressure increase due to heating, the liquid will be forced to move from the second chamber to the first chamber passing through the substance contained in the filter device and forming an extemporaneously prepared beverage.

This quite new kind of cans has remarkable risks as far as safety is concerned, some risks being in common with the traditional cans, while others being connected to the specific use of the more recent cans above described

10 An incommensurable number of traditional cans, containing conserved food or ready-to-drink beverages, are currently offered on the market. They all are provided with a usual lid which is seamed to the can vertical wall, the lid having an outer rim portion, intended to remain fixed to the can vertical wall when opening the can, and an inner removable portion, 15 intended to be ripped by pulling a tab, in order to open the can, a groove being provided between said inner and outer portions so as to enable the hand-ripping of the aforesaid inner portion.

The most important disadvantage of the aforesaid traditional cans is that, once the inner portion of the lid has been ripped up, the rim portion which 20 remains attached to the vertical can wall, as well as the removed portion, will have sharp edges, so that there is a serious risk of cutting when the user is handling the can to reach the food or beverage contained therein, or when disposing said can. So far, no effective solution to this problem has been found, in spite of the huge value of the involved market branch.

25 Some countries are nowadays planning to pass a rule establishing that

the lid removable portion can be pushed only inside the can and cannot be pulled outwards. Thus, the problem of ensuring safety when the user inserts her/his hand into the can, whether just by mistake or for reaching the food contained therein, as well as when the user is bringing the can to  
5 her/his mouth, is not overcome.

At the same time another remarkable problem connected to the specific use of the more recent cans above described, is that the can is foreseen to be put onto a heating source to form an extemporaneous beverage.

It may happen that the user inadvertently puts the can onto the heating  
10 source without having previously opened the can lid. In this case, because of the inside liquid transforming into steam, the pressure inside the can may reach very high values, such as to cause the blast of the can. The traditional safety means for discharging the inner pressure, as the known exhausting valves which are usually provided onto the lateral walls  
15 of those containers which have the risk of inner overpressure (e.g. moka coffee-makers or pressure cookers), do not comply with the requirements of easy handling, safe packaging and reduced costs, which occur in cans destined to the large-scale distribution.

An embodiment of the present invention may ensure safety when  
20 manipulating the lid, as well as to prevent the can from blasting.

According to a first aspect of the present invention there is provided a can for the extemporaneous preparation of beverages by at least one of extraction and infusion, comprising a lid, a first chamber configured to collect a final beverage, a second chamber containing a drinkable liquid,  
25 a filtering device containing a substance able to produce the final

beverage by at least one of extraction and infusion, the can being configured to be put onto a heating source after opening the can lid and operating the filtering device by the user, the lid including: an outer rim portion intended to remain fixed to a lateral wall of the can when opening

5 the can; an inner removable portion configured to be ripped in order to open the can; and a predetermined breaking line separating said inner removable portion from the outer rim portion, wherein said breaking line is provided in an annular portion forming part of the lid and made of plastic material, an outer part of the annular portion being part of the outer rim

10 portion while an inner part thereof being part of the inner removable portion, and a tearing part that discharges the inner pressure when the inner pressure exceeds a predetermined value with the lid being closed, and the tearing part is provided in at least one of the annular plastic insert part, the removable inner portion when the removable inner portion is

15 made of plastic, and the outer rim portion when the outer rim portion is made of plastic material, if the removable inner portion and/or the outer rim portion are of plastic material, and the tearing part is obtained by reducing a thickness of one or more small zones of the plastic portions of the lid to form one or more thin membranes configured to break at a

20 predetermined inner pressure in the can, and the tearing part is positioned and has a shape to discharge the can inner pressure in a direction substantially parallel to the can lid.

An embodiment of the present invention provides a can for the extemporaneous preparation of beverages by extraction and/or infusion,

25 the can being provided with a lid which is seamed to the lateral can wall,

the lid comprising: an outer rim portion intended to remain fixed to the can lateral wall when opening the can, an inner removable portion intended to be ripped in order to open the can, and a predetermined breaking line separating said inner removable portion from said outer rim portion;  
5 characterized in that said breaking line is provided in an annular portion forming part of the lid and made of plastic material, the outer part of the annular portion being part of said outer rim portion, while the inner part of the annular portion being part of said inner removable portion.

Therefore, when the inner removable portion of the lid is ripped, since the  
10 inner edge of the outer rim portion and the outer edge of the removable inner portion are of plastic material, there can be no risk of cutting.

Said breaking line preferably comprises a groove provided on the outer or on the inner side of the lid, or a double groove formed of two opposite grooves, one groove being provided on the outer side and the other  
15 groove being provided on the inner side of the lid.

Depending on the shape of the grove or double groove provided within the plastic annular portion, the ripping of the inner removable portion may be total when said groove or double groove follows a continuous, circular line. Alternatively, said groove or double groove may be interrupted or  
20 may be less deep in one tract, such that the inner removable portion can remain partially attached to the outer rim portion.

In any case, once the can has been opened, the user may safely manipulate it.

As mentioned above, embodiments of the present invention may prevent the can blasting when the user inadvertently omits to open the can lid before putting the same can onto a heating source.

The can according to the first aspect of the present invention comprises  
5 tearing part for discharging the inner pressure when the inner pressure exceeds a predetermined value, said tearing means being provided in the annular plastic part or in the removable lid inner portion, if made of plastic material, or in the outer rim portion, if made of plastic material, which may prevent the can from blasting.

10 Preferably said tearing means comprise one or more thinner zones able to tear when the inner pressure exceeds said predetermined value.

The tearing means are obtained by conveniently reducing the thickness of one or more small zones within said plastic component or components, thus forming one or more membranes able to tear at a given can inner  
15 pressure. It has to be pointed out, however, that the tearing zone can corresponding totally or partially to the aforesaid breaking line, so that it has a double function, i.e. to allow the opening of the can lid and to provide safety tearing means.

Conveniently the aforesaid tearing means can be positioned and can  
20 have a shape such as to discharge the inner pressure in a direction substantially parallel to the can lid. In an embodiment, the tearing part is located in a vertical wall of the lid

Embodiments of the invention will be more easily understood from the following description of some embodiments, given merely by way of



example, taken in conjunction with the accompanying non-limiting drawings, in which:

Fig. 1 is an axial cross-section of a first embodiment of a can according to the invention, in the condition in which it is supplied to the user;

5 Fig. 2 is a perspective view of the upper part of the can of Fig. 1;

Fig. 3 is an axial cross-section of the upper part of a second embodiment of a can according to the invention;

Fig. 4 shows the situation after removing the inner portion of the lid of the can of Fig. 3;

10 Fig. 5 is similar to Fig. 3, but with the inner removable portion of the lid only partially ripped and still partially attached to the outer rim portion of the lid;

Fig. 6 shows another embodiment of the can according to the invention, in which the outer rim portion, the inner removable portion and the plastic  
15 annular portion are made in one piece of the same plastic material;

Fig. 7 shows a further embodiment in which the inner removable portion and the annular portion are made in one piece of plastic material, the annular portion comprising ripping means;

Fig. 8 is a view from the bottom of only the one piece of Fig. 7, comprising  
20 the inner portion, the removable portion and the ripping means.

As can be seen in Fig. 1, a can 10 comprises a first chamber 12 intended to collect the final beverage, a second chamber 14 containing a drinkable liquid, and a filtering device 16 containing a substance able to produce the required beverage by extraction and/or infusion. The can 10 is provided  
25 with a lid 18 which is seamed to the can vertical wall 20. The Lid 18 has

an outer rim portion 22 intended to remain fixed to the can vertical wall 20 when opening the can 10, and an inner removable portion 24 intended to be ripped by pulling a conventional tab 26 in order to open the can 10. A plastic annular part 28 is interposed between the outer rim portion 22 and the inner removable portion 24, the outer side part 30 of said plastic annular part 28 being fixed to the inner perimeter of the outer rim portion 22 (part 30 being actually part of the rim portion 22) while the inner side part 32 of the annular portion 28 is fixed to the perimeter of the inner removable portion 24 (part 32 being actually part of the inner removable portion 24). A thinner zone or double grooves 34 is provided within the plastic annular portion 28, in which the resistance of the lid structure is reduced, the thinner zone separating said inner (32) and outer (30) side parts, thus enabling the hand-ripping (by means of the tab 26) of the aforesaid inner portion 24, 32. The plastic annular portion 28 is shaped (see Fig. 1) such as to be connected to the remaining portion of the lid (18).

In the can 10A of Fig. 3 the inner removable portions 24A and 32A of the lid 18A are made of plastic material, are integral with the plastic annular portion 28A. A tab 26 is also provided. When the removable inner portions 24A and 32A have been ripped away by means of the tab 26, the can 10A appears to be open, as shown in Fig. 4.

Coming back to the can 10, it has to be pointed out that the removable inner portions 24, 32 can be only partially ripped away, so that the removable inner portions 24, 32 are still partially connected to the outer rim portions 22, 30 of the lid 18, as shown in Fig. 5.

The can 10B shown in Fig. 6 has a lid 18B in one piece, the portions 22B, 28B and 24B thereof being consequently made of the same plastic material. In particular, the inner side part 32B of the annular portion 28B is integral with the remaining part (24B) of the removable inner portion (24B, 5 32B) whereas the outer side part 30B is integral with the remaining part (30B) of the outer rim portions (22B; 30B).

The can 10C in Fig. 7 is similar to the can 10A in Fig. 3, with the difference that the lid 18C is provided with the above mentioned tearing means comprising, in the specific case, four thinner zones 36 (see also 10 Fig. 8) which tears when the pressure in the can 10C exceeds a predetermined value. It has to be pointed out that when the discharge jets through zones 36 tear, they are directed substantially parallel to the bottom of the inner removable portion 24C.

It should be evident that tearing zones can be provided also in the plastic 15 portions (28; 28A, 24A; 22B, 28B24B respectively) of other cans (10; 10A; 10B respectively) disclosed above. In particular the groove 34 itself can be a tearing means.

In the claims which follow and in the preceding description of the invention, except where the context requires otherwise due to express 20 language or necessary implication, the word "comprise" or variations such as "comprises" or "comprising" is used in an inclusive sense, i.e. to specify the presence of the stated features but not to preclude the presence or addition of further features in various embodiments of the invention.

It is to be understood that, if any prior art publication is referred to herein, such reference does not constitute an admission that the publication forms a part of the common general knowledge in the art, in Australia or any other country.

## THE CLAIMS DEFINING THE INVENTION ARE AS FOLLOWS:

1. A can for the extemporaneous preparation of beverages by at least one of extraction and infusion, comprising
- 5 a lid,
- a first chamber configured to collect a final beverage,
- a second chamber containing a drinkable liquid,
- a filtering device containing a substance able to produce the final beverage by at least one of extraction and infusion, the can being
- 10 configured to be put onto a heating source after opening the can lid and operating the filtering device by the user,
- the lid including:
- an outer rim portion intended to remain fixed to a lateral wall of the can when opening the can;
- 15 an inner removable portion configured to be ripped in order to open the can; and
- a predetermined breaking line separating said inner removable portion from the outer rim portion, wherein said breaking line is provided in an annular portion forming part of the lid and
- 20 made of plastic material, an outer part of the annular portion being part of the outer rim portion while an inner part thereof being part of the inner removable portion, and
- a tearing part that discharges the inner pressure when the inner pressure exceeds a predetermined value with the lid being closed, and

the tearing part is provided in at least one of the annular plastic insert part, the removable inner portion when the removable inner portion is made of plastic, and the outer rim portion when the outer rim portion is made of plastic material, if the removable inner portion and/or the outer rim portion are of plastic material, and

the tearing part is obtained by reducing a thickness of one or more small zones of the plastic portions of the lid to form one or more thin membranes configured to break at a predetermined inner pressure in the can, and

the tearing part is positioned and has a shape to discharge the can inner pressure in a direction substantially parallel to the can lid.

2. The can according to claim 1, wherein the tearing part is located in a vertical wall of the lid.

3. A can for the extemporaneous preparation of beverages by extraction and/or infusion substantially as herein described with reference to the accompanying drawings.

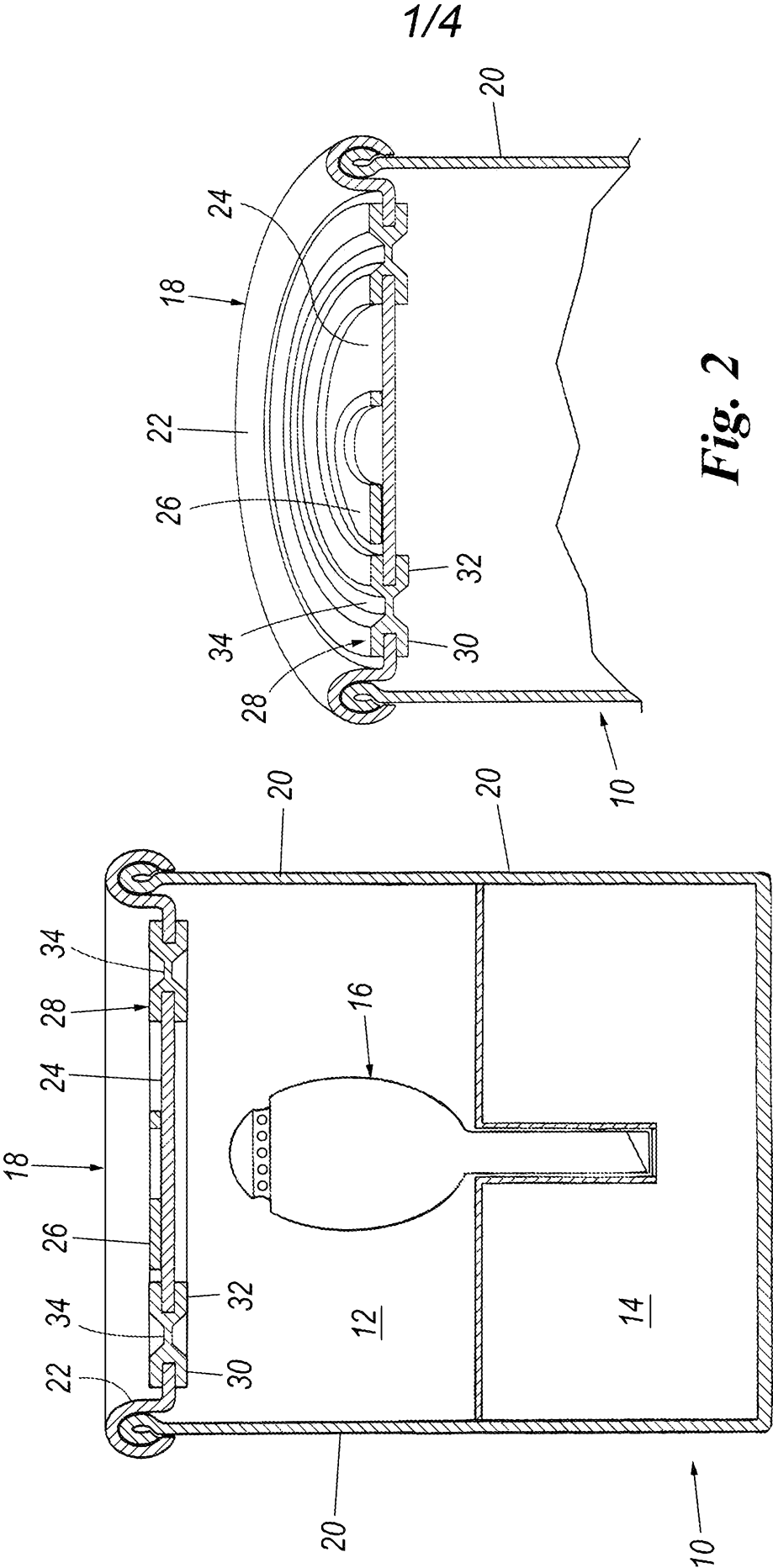
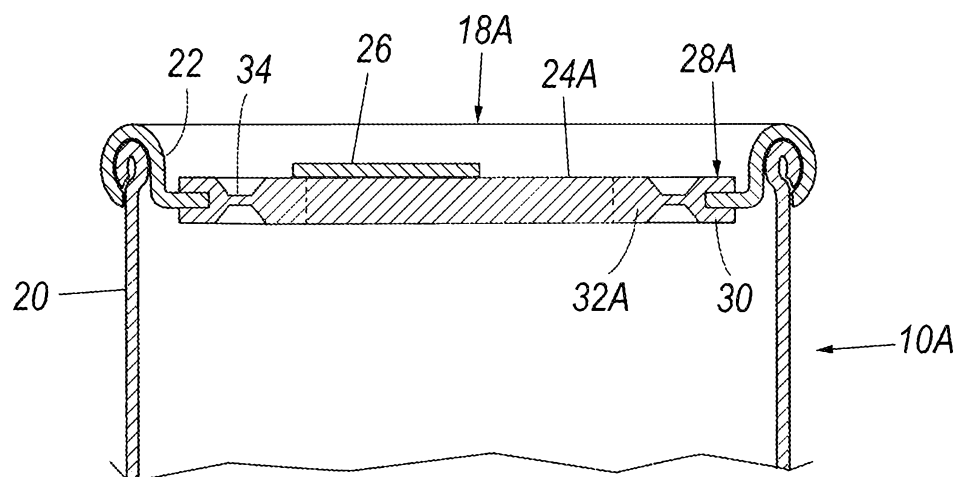


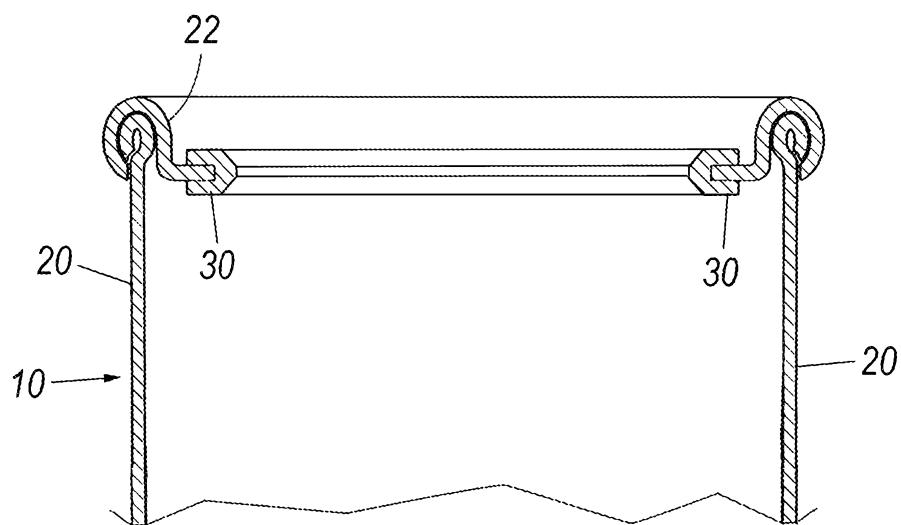
Fig. 2

Fig. 1

2/4



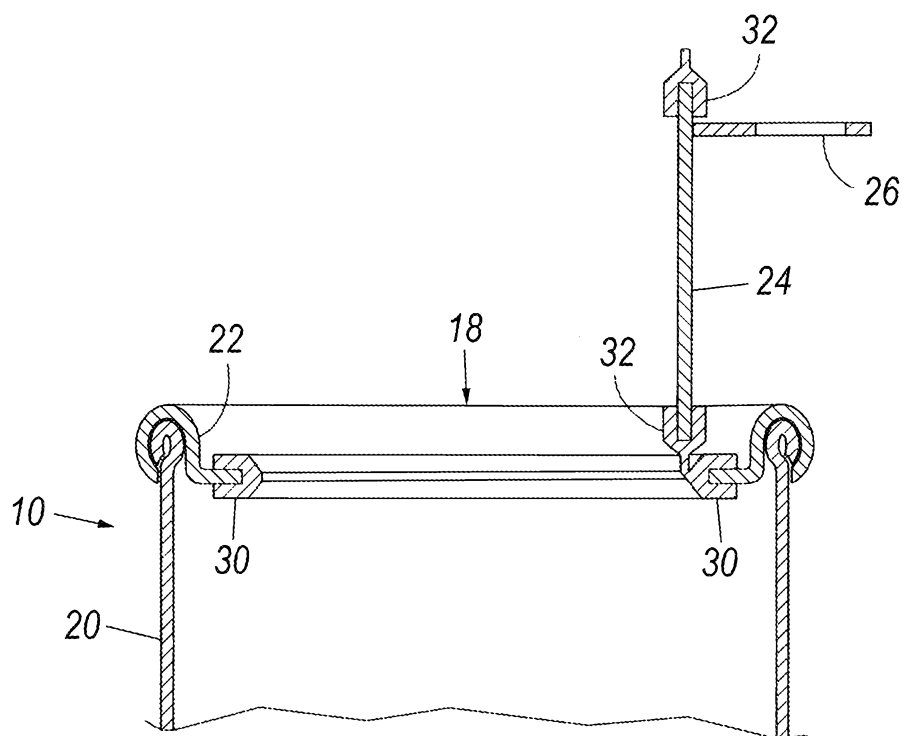
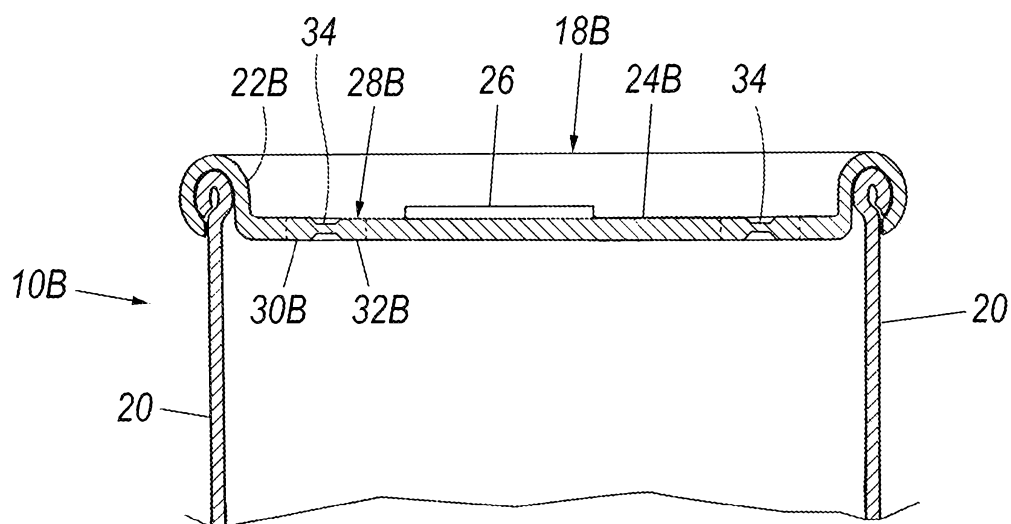
**Fig. 3**



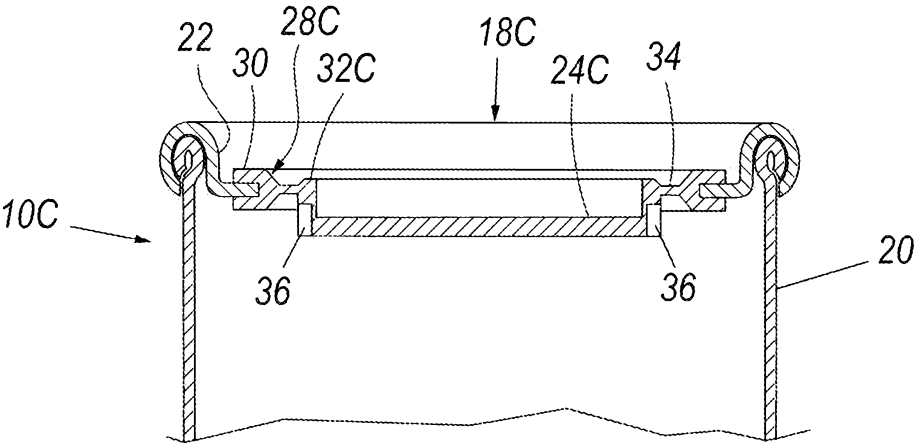
**Fig. 4**



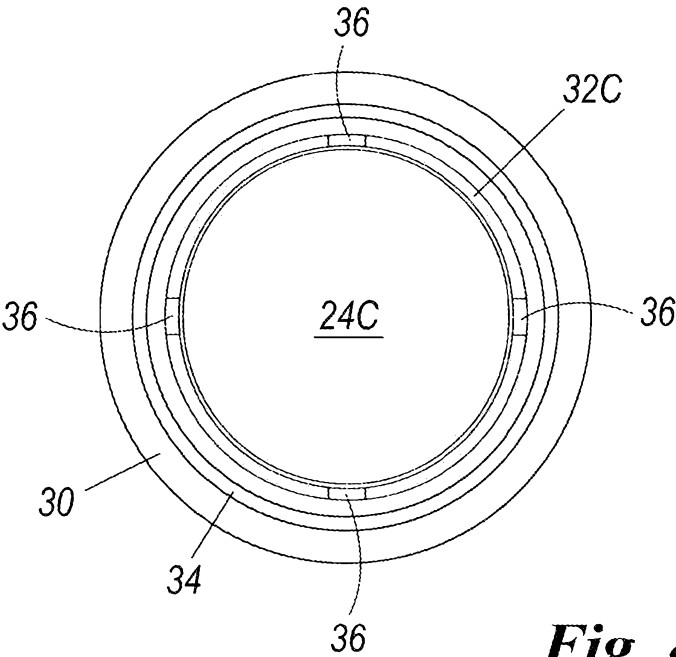
3/4

**Fig. 5****Fig. 6**

4/4



**Fig. 7**



**Fig. 8**