



US00D342964S

United States Patent [19] Harriott

[11] Patent Number: **Des. 342,964**

[45] Date of Patent: **** Jan. 4, 1994**

[54] **HEAD STOCK**

[76] Inventor: **Joel M. Harriott**, P.O. Box 542,
Minneapolis, Minn. 55458

[**] Term: **14 Years**

[21] Appl. No.: **687,412**

[22] Filed: **Apr. 18, 1991**

[52] U.S. Cl. **D17/20**

[58] Field of Search 84/267, 291, 292, 293;
D17/14, 15, 18-20

[56] **References Cited**

U.S. PATENT DOCUMENTS

D. 177,590	5/1956	Randall .	
D. 207,426	4/1967	Ludwick .	
D. 209,706	12/1967	Podall . .	
D. 277,765	2/1985	Sugai	D17/20
D. 304,953	12/1989	Ridinger et al.	D17/20
D. 313,609	1/1991	Mulroy, Jr.	D17/20
D. 317,320	6/1991	Schumann et al.	D17/20
D. 331,068	11/1992	Lindert	D17/20

OTHER PUBLICATIONS

Purchaser's Guide to the Music Industries, 1986, p. 297.

Primary Examiner—Melvin B. Feifer

Assistant Examiner—Adir Aronovich

[57] **CLAIM**

The ornamental design for a head stock, as shown and described.

DESCRIPTION

FIG. 1 is a top perspective view of the head stock of my new design;
FIG. 2 is a bottom perspective view thereof;
FIG. 3 is a top plan view thereof, the bottom plan view being a mirror image thereof;
FIG. 4 is a side view of the right side thereof;
FIG. 5 is a end view of the left end thereof;
FIG. 6 is a side view of the left side thereof; and,
FIG. 7 is an end view of the right end thereof.
The broken line showing of a fragmentary neck portion is for illustrative purposes only and forms no part of the claimed design.

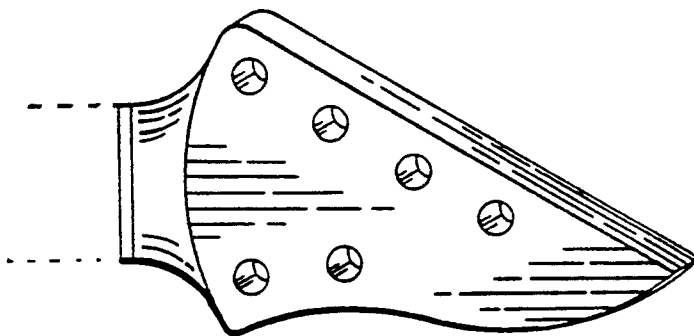


FIG. 1

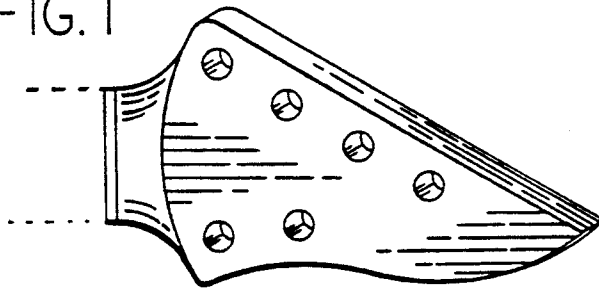


FIG. 2

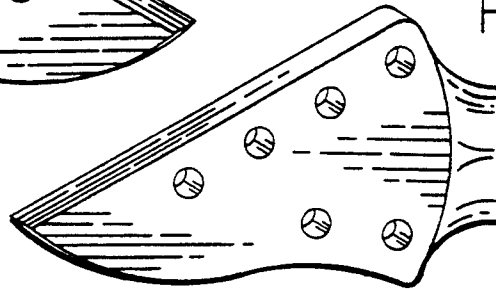


FIG. 3

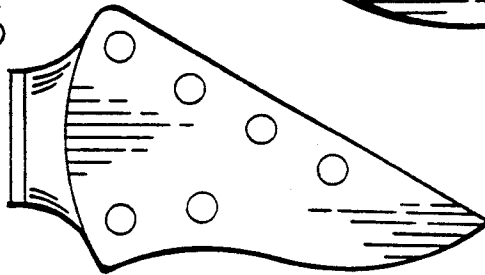


FIG. 4




FIG. 5

FIG. 6



FIG. 7

