

T. WARD.
Vapor Burner.

No. 102,339.

Patented April 26, 1870.

Fig. 1

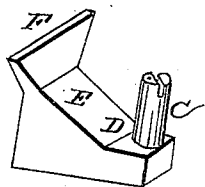


Fig. 2

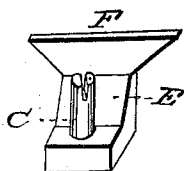


Fig. 3

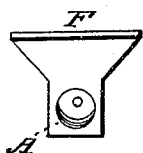
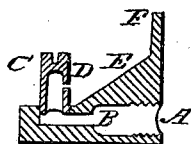


Fig. 4



Witnesses
Sam. S. Darnall
W. C. Phiffer

Inventor
Thomas Ward.
By T. C. Taylor & Co.
his Attorneys in fact.

UNITED STATES PATENT OFFICE.

THOMAS WARD, OF FRANKLIN COUNTY, OHIO.

IMPROVEMENT IN VAPOR-BURNERS.

Specification forming part of Letters Patent No. 102,339, dated April 26, 1870.

To all whom it may concern:

Be it known that I, THOMAS WARD, of the county of Franklin, and State of Ohio, have invented certain new and useful Improvements in Vapor-Burners; and I do hereby declare that the following is a full, clear, and exact description of the same, reference being had to the accompanying drawings, making a portion of this specification, in which—

Figure 1 is a side view of a burner constructed according to my invention. Fig. 2 is front view of the same. Fig. 3 is a rear view of the same. Fig. 4 is a cross section through the center.

Similar letters of reference indicate corresponding parts in all the figures.

The object of this invention is to provide a cheap and practicable burner for producing gas for illuminating purposes from any combustible fluid.

The invention consists, first, in the novel constructed burner, having an inclined plane, upon which the gas-jet strikes, the object of which is to conduct the same, at the proper angle, to the second part of my invention, which consists of a perpendicular lip or flange, for the purpose of spreading the illuminating-flame.

To enable others to understand the nature and construction of my invention, I will proceed to describe it with reference to the drawings.

A represents the opening, provided with a female screw, for the purpose of attaching the burner to the packing-tube.

B represents the generating-chamber, where the fluid, as it enters from the packing-tube,

is generated into gas by heat produced from the burner when it is in operation.

C represents an upright nipple, which is attached to the front end of the burner by means of a screw-thread, into which the gas passes from the generating-chamber.

D represents a small pin-hole in the side of said nipple, through which the gas-jet escapes, and, striking upon the inclined plane E, is conducted to the perpendicular lip or flange F, where it is spread into a broad bright flame when ignited, at the same time furnishing the heat necessary for generating purposes.

The above-described burner, with all its parts, excepting the said upright nipple, is constructed of one solid piece of metal, so that the same may become thoroughly heated for generating purposes.

The said inclined plane E is so constructed that the gas-jet from pin-hole D strikes the surface of the same at a distance of not to exceed three-sixteenths of an inch, the object of which is to prevent any objectionable hissing noise when the burner is in operation, and also to steady the illuminating-flame.

What I claim as my invention, and desire to secure by Letters Patent, is—

The novel arranged burner provided with the inclined plane E and perpendicular lip or flange F, in combination with the nipple C, all constructed and operating as described.

THOMAS WARD.

Witnesses:

A. H. FRITCHEY,
WM. PERKINS.