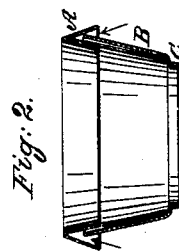

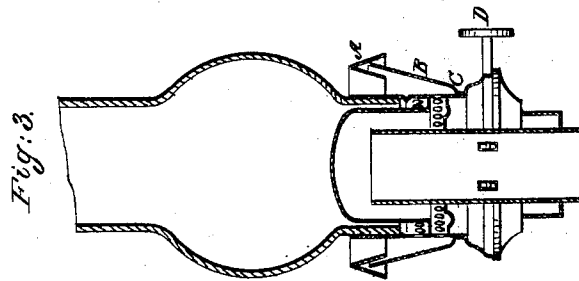


R. THOMAS.
Lamp Burner.

No. 20,178.

Patented May 4, 1858.



UNITED STATES PATENT OFFICE.

R. THOMAS, OF HOBOKEN, NEW JERSEY.

LAMP ATTACHMENT FOR PREVENTING SMOKE, &c.

Specification of Letters Patent No. 20,178, dated May 4, 1858.

To all whom it may concern:

Be it known that I, RALPH THOMAS, of the city of Hoboken, county of Hudson, and State of New Jersey, have invented a new and improved mode of preventing lamps now used for burning oils and fluids made or manufactured from coal, bituminous substances, or by distillation of fluids from smoking, irregularity in burning, and sudden drafts of air extinguishing the flame; and I hereby declare that the following is a full and exact description.

The nature of my invention consists in attaching to the burner of lamps now used for the purposes above expressed, a movable metal cap, so constructed as to fit upon the burner and closely attaching itself to the same by which, the consumption of the oils or fluids, is in proportion to the amount of light the lamp is calculated to give; that, it regulates the flame, and thus by producing checks upon the upper tier of ventilating holes, prevents excessive smoke, such, as the sudden extinguishment of the flame by drafts of air, or while in the act of moving the lamp;—the want, of which movable metal cap now renders all lamps, used for burning the above mentioned oils and fluids inconvenient, if not wholly impracticable.

To enable others skilled in the art to make and use my invention; I will proceed to describe its construction and operation.

I construct my invention, from brass, or other metals or metallic compositions, and make it a movable metal cap of a tunnel form, shreeved over at the top, to about one-third of the length of cap, leaving a vacant space between the shreeved top and the main body of the cap. The base of the cap, (being that part that sets on the base of

the ordinary burners, now used;) is grooved, so, as to perfect a close attachment, and, thus shut off all direct effects of air currents upon the upper tier of holes in the burner. It has also a small piece, cut out at the base, in order to give place to the hinge of the burner. I apply, this movable metallic cap, over the outer surface and sides of the burner (before the lamp is lit) and, thus effect the changes in the consumption of the oils or fluids,—in preventing smoking and extinguishment from sudden drafts of air.

The invention is more fully shown in the accompanying drawings.

Draft, marked Figure 1, is a perspective view of the regulator. Letter A shows the form and construction of the shreeved screen top. Letter B the tunnel form of the body, and letter C the base.

Draft, marked Fig. 2, gives a sectional view of the regulator. Letter A represents the shreeved screen, and the angle it bears to the body of the regulator, marked B, and its base marked C.

Draft, marked Fig. 3, gives a sectional view of the regulator as it is applied to the lamp. Letter A represents the shreeved screen top; B the body and C the base of the regulator, as it sits upon the lamp and covers the draft holes.

What I claim as my invention, and desire to secure by Letters Patent, is—

The movable cap provided with a shreeved screen top A and base piece C when applied to lamps, constructed and operating as above set forth and described.

RALPH THOMAS.

Witnesses:

R. W. PETTIGREW,
JAMES H. WARD.