



US00D726720S

(12) **United States Design Patent**
Lee et al.

(10) **Patent No.:** **US D726,720 S**
(45) **Date of Patent:** **** Apr. 14, 2015**

(54) **HEAD MOUNTED DISPLAY DEVICE**

(71) Applicant: **LG Electronics Inc.**, Seoul (KR)

(72) Inventors: **Hophil Lee**, Seoul (KR); **Junseop Lee**,
Seoul (KR); **Seungbeom Park**, Seoul
(KR)

(73) Assignee: **LG Electronics Inc.**, Seoul (KR)

(**) Term: **14 Years**

(21) Appl. No.: **29/503,509**

(22) Filed: **Sep. 26, 2014**

(30) **Foreign Application Priority Data**

Mar. 27, 2014 (KR) 30-2014-0015429

(51) **LOC (10) Cl.** **14-02**

(52) **U.S. Cl.**
USPC **D14/372**

(58) **Field of Classification Search**
CPC G02B 27/017; G02B 27/0158; G02B
27/0161; G02B 27/0181; G02B 27/0185;
G02B 27/0189
USPC D14/372, 496, 432, 371, 125, 126, 129,
D14/299; D16/300-342; 351/158, 153, 144;
345/7-9, 905; 455/344; 348/115, 53,
348/121, 739

See application file for complete search history.

(56) **References Cited**

U.S. PATENT DOCUMENTS

D334,557 S *	4/1993	Hunter et al.	D14/372
D337,320 S *	7/1993	Hunter et al.	D14/372
D402,651 S *	12/1998	Depay et al.	D14/372
D429,253 S *	8/2000	Robertson et al.	D14/496
D436,960 S *	1/2001	Budd et al.	D14/372
6,747,611 B1 *	6/2004	Budd et al.	345/7
D512,985 S *	12/2005	Travers et al.	D14/206
D521,493 S *	5/2006	Wai	D14/205

D533,893 S *	12/2006	Canavan et al.	D16/330
D565,082 S *	3/2008	McClure et al.	D16/309
D659,739 S *	5/2012	Olsson et al.	D16/300
D659,740 S *	5/2012	Olsson et al.	D16/300
D660,341 S *	5/2012	Olsson et al.	D16/300
D662,964 S *	7/2012	Olsson et al.	D16/300
D664,184 S *	7/2012	Olsson et al.	D16/309
D664,586 S *	7/2012	Olsson	D16/300
D665,008 S *	8/2012	Olsson et al.	D16/309
D671,589 S *	11/2012	Olsson	D16/300
D688,727 S *	8/2013	Olsson	D16/300
D691,602 S *	10/2013	Sugihara et al.	D14/300
D692,424 S *	10/2013	Pombo et al.	D14/372
D696,712 S *	12/2013	Armstrong et al.	D16/300
D697,962 S *	1/2014	Olsson	D16/300
D701,506 S *	3/2014	Pombo	D14/372
D703,724 S *	4/2014	Olsson	D16/300

(Continued)

Primary Examiner — Austin Murphy

(74) *Attorney, Agent, or Firm* — Birch, Stewart, Kolasch & Birch, LLP

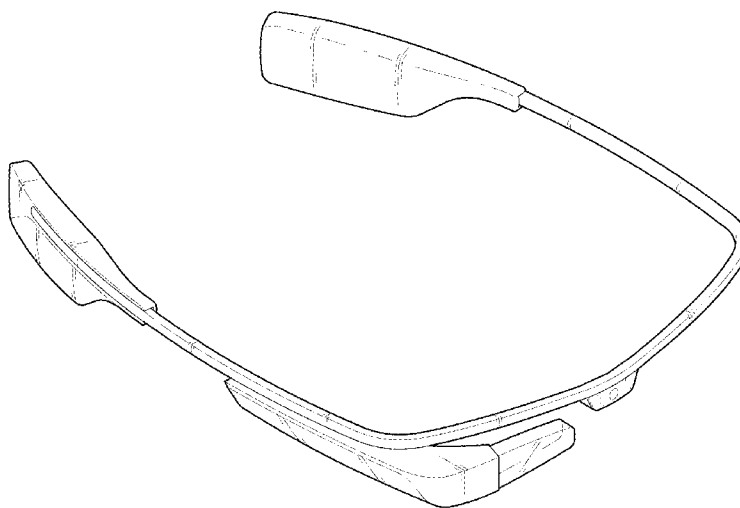
(57) **CLAIM**

The ornamental design for a head mounted display device, as shown and described.

DESCRIPTION

FIG. 1 is a perspective view of a head mounted display device showing our new design;
 FIG. 2 is a front view thereof;
 FIG. 3 is a rear view thereof;
 FIG. 4 is a left side view thereof;
 FIG. 5 is a right side view thereof;
 FIG. 6 is a top plan view thereof;
 FIG. 7 is a bottom plan view thereof;
 FIG. 8 is a left side view thereof, showing the article in a position of use; and,
 FIG. 9 is a top plan view showing a portion of the article shaded as transparent.
 The broken lines are just for illustrative purposes only and form no part of the claimed design.

1 Claim, 7 Drawing Sheets



US D726,720 S

Page 2

(56)

References Cited

U.S. PATENT DOCUMENTS

D708,181 S *	7/2014	Olsson et al.	D14/372	D711,375 S *	8/2014	Lee et al.	D14/372
D711,373 S *	8/2014	Lee et al.	D14/372	D711,376 S *	8/2014	Lee et al.	D14/372
				D715,295 S *	10/2014	Lee et al.	D14/372
				D716,299 S *	10/2014	Olsson et al.	D14/372

* cited by examiner

FIG. 1

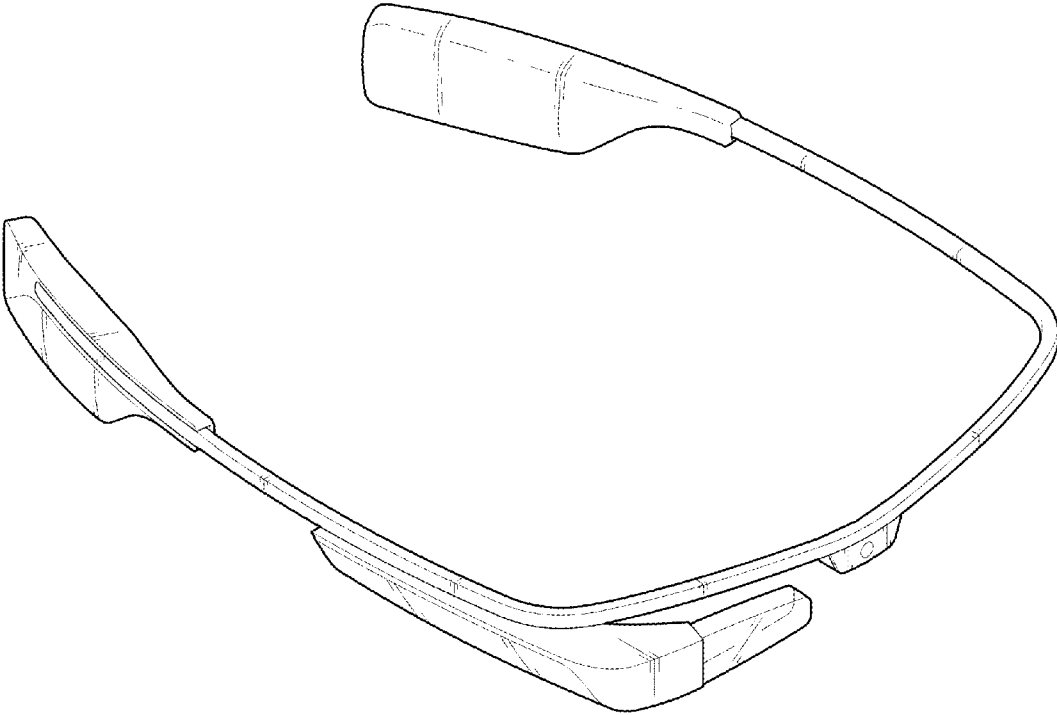


FIG. 2

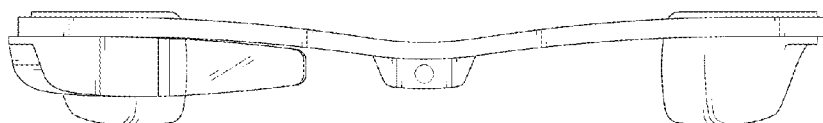


FIG. 3

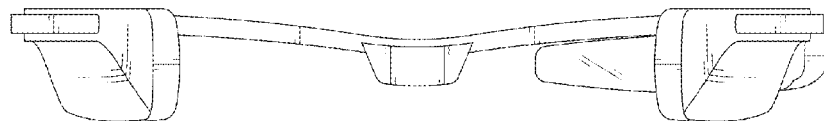


FIG. 4

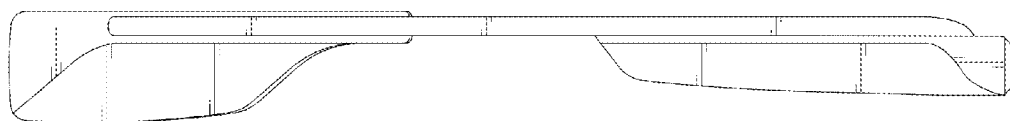


FIG. 5

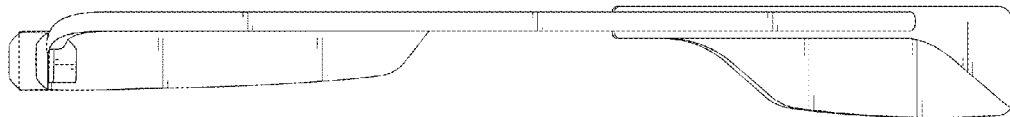


FIG. 6

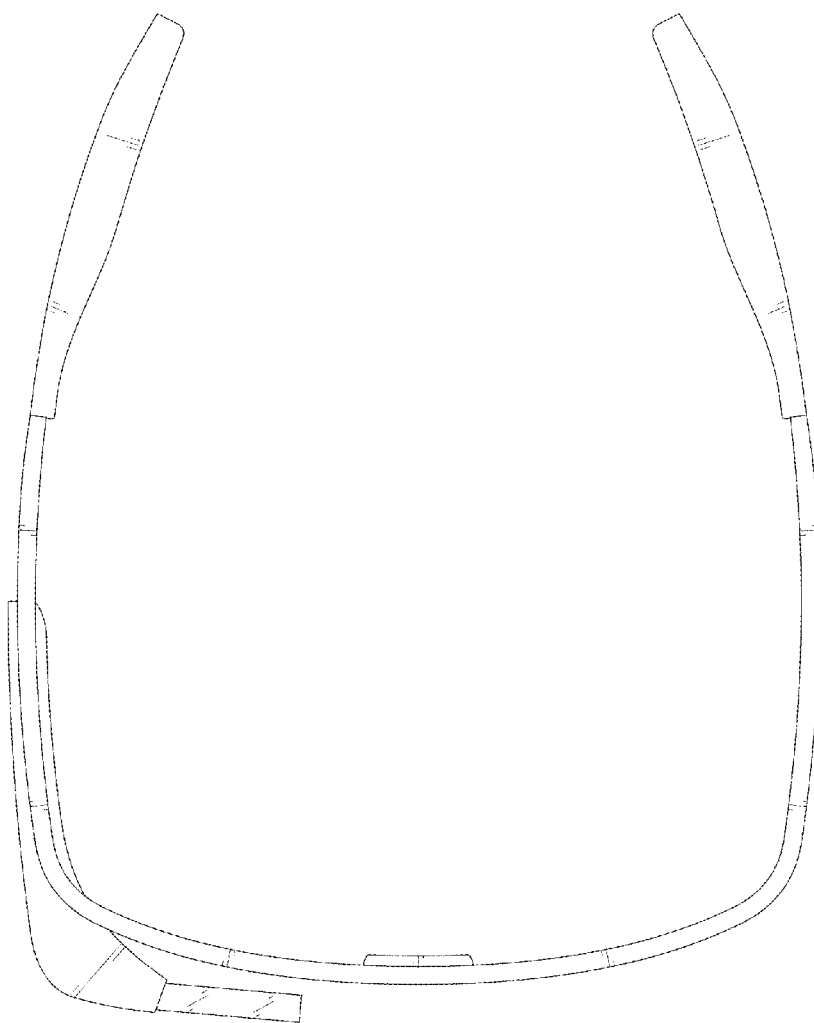


FIG. 7

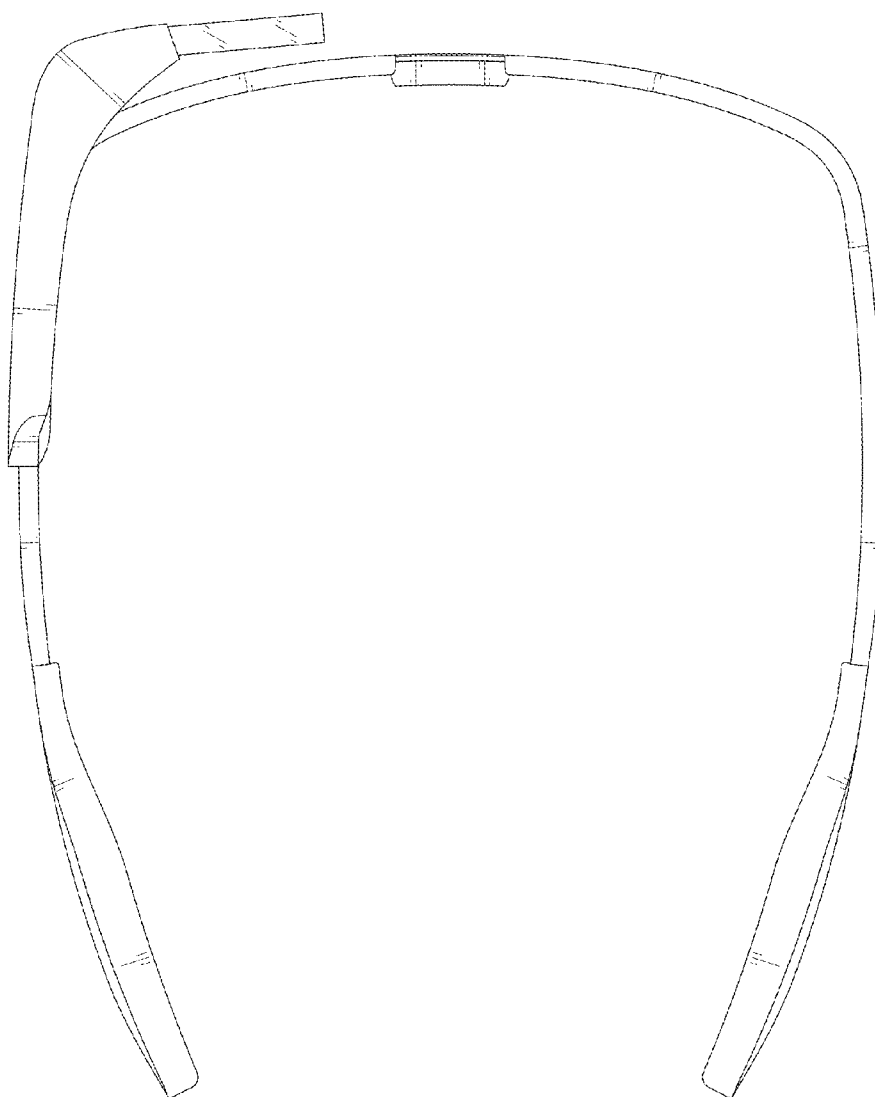


FIG. 8




FIG. 9

