

(No Model.)

F. G. HIGH.  
CLOSET SEAT AND COVER.

No. 548,367.

Patented Oct. 22, 1895.

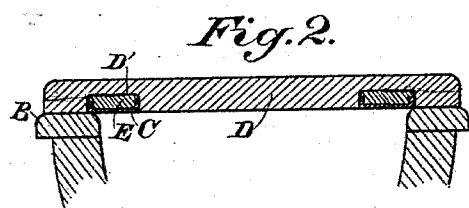
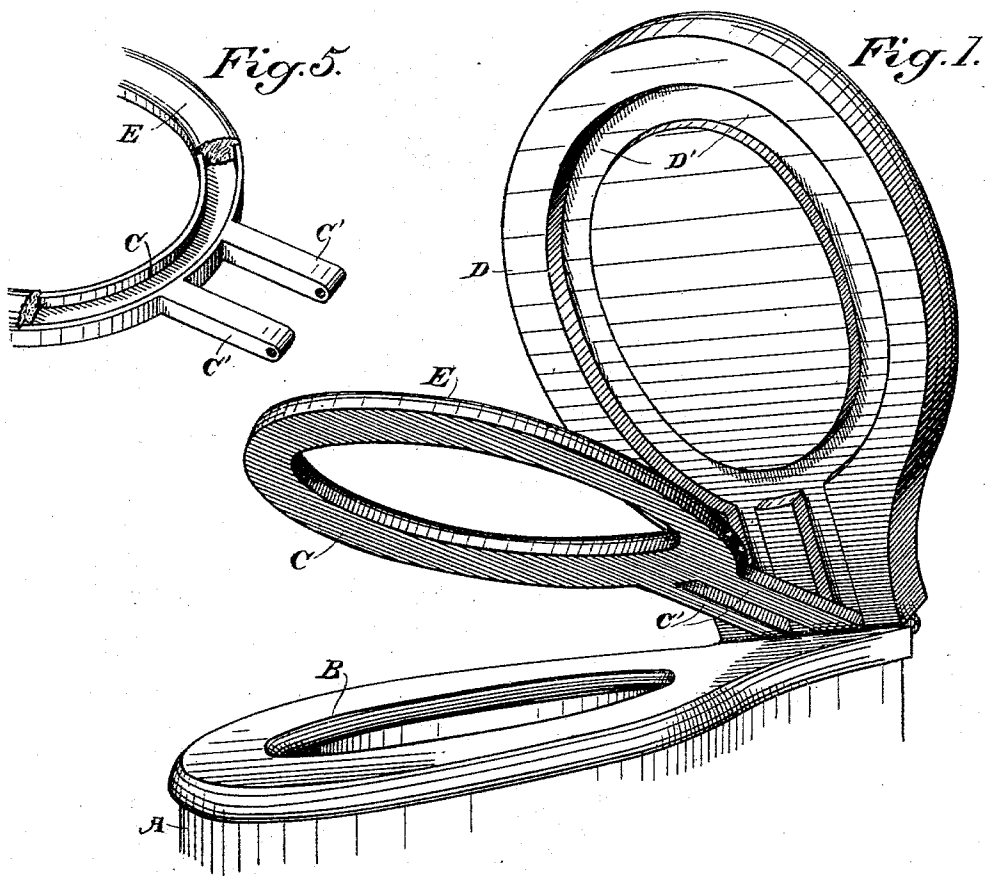


Fig. 3.

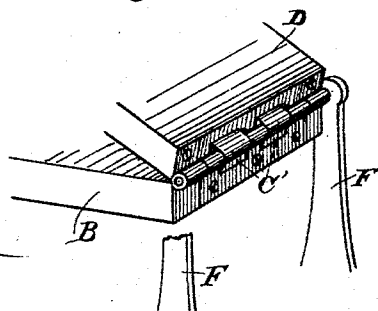
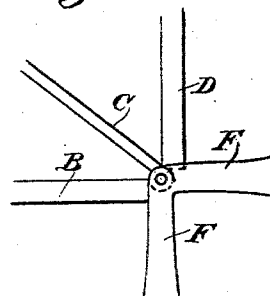


Fig. 4.



Witnesses,

G. H. Morse  
J. S. Clack

Inventor,  
Frank G. High  
By D. W. H. Co. atty

# UNITED STATES PATENT OFFICE.

FRANK G. HIGH, OF SAN FRANCISCO, CALIFORNIA.

## CLOSET SEAT AND COVER.

SPECIFICATION forming part of Letters Patent No. 548,367, dated October 22, 1895.

Application filed May 27, 1896. Serial No. 550,839. (No model.)

*To all whom it may concern:*

Be it known that I, FRANK G. HIGH, a citizen of the United States, residing in the city and county of San Francisco, State of California, have invented an Improvement in Closet Seats and Covers; and I hereby declare the following to be a full, clear, and exact description of the same.

My invention relates to an improved seat and attachments for water-closets.

It consists in certain details of construction, which will be more fully explained by reference to the accompanying drawings, in which—

Figure 1 is a perspective view showing the main and intermediate seat and cover. Figure 2 is a transverse section through the upper part of the device. Figure 3 is a perspective rear view showing the hinge-joint. Figure 4 is a side elevation showing the hinges and the standards or braces. Figure 5 is a perspective view of the rear portion of the intermediate seat.

A is the bowl of the closet; B, the main seat; C, the intermediate seat, and D the cover by which the whole is closed.

The object of the intermediate seat is to provide a smaller opening than that of the main seat.

The main seat is made in any usual or suitable manner. The intermediate seat is preferably made of metal. It may be cast of iron having the backwardly-projecting arms C', and both seats and cover are hinged, as shown in Fig. 3, upon a single hinge-pin, so that all may be opened about this single fulcrum-point.

The cover D has a groove or channel D' made in it of sufficient depth to allow the intermediate seat C to close into this groove or channel, and the arms or extensions C' fit into corresponding grooves or channels in the rear portions of the seat, so that when the two are closed together the intermediate seat lies flush with and forms a part of the cover D.

The upper surface of the intermediate seat C has a groove or channel formed in its upper surface, as shown plainly in Fig. 5, and is adapted to receive a filling E, of wood, felt, or antiseptic material, if desired, which projects slightly above the rims or edges of the channel, and extending over covers the metal of which this rim is made. This device may

be applied to any of the usual forms of closets. In the present case I have shown it as adapted to that class of sanitary closets in which the bowl and base are set away from the wall and supported by standards F, either directly from the floor or to the wall, or both, if desired.

When the cover D is thrown back, the intermediate seat C will lie in the groove or channel D', where it may be either latched or lie by its own weight, leaving the main seat B for use.

When the smaller seat C is to be used, it is simply turned forward about its hinges, lying upon and over the main seat B.

Having thus described my invention, what I claim as new, and desire to secure by Letters Patent, is—

1. In a closet, two seats with openings of different diameters and a cover, both of said seats and also the cover being hinged to turn about a single fulcrum common to them all, said cover having a groove or channel to receive one of the seats so that the latter may be closed into and lie flush with the lower side of the cover.

2. In a closet, two seats having openings of different diameters adapted to approximately coincide with each other and with a cover which is hinged to turn about a common fulcrum point with the seats, the intermediate seat having extensions rearwardly to connect with the hinge joint, an annular groove or channel formed in the cover to receive the intermediate seat, and grooves or channels corresponding with the extensions of said seat, whereby the seat and its extensions may be closed into and lie flush with the lower side of the cover.

3. In a closet, a main seat, a supplemental seat having rearward extensions, and an annular groove or channel upon its upper surface, an independent removable filling for said channel and a cover hinged upon an axis common to both seats and having a groove or channel to receive the supplemental seat and its rearward extensions.

In witness whereof I have hereunto set my hand.

FRANK G. HIGH.

Witnesses:

S. H. NOURSE,  
H. F. ASCHECK.