



US00D710352S

(12) **United States Design Patent**
Lee et al.

(10) **Patent No.:** **US D710,352 S**

(45) **Date of Patent:** **** Aug. 5, 2014**

(54) **PORTABLE COMPUTING DEVICE**

(71) Applicant: **Bluebird Soft Inc.**, Seoul (KR)

(72) Inventors: **Jang Won Lee**, Seoul (KR); **Jung Sik Park**, Namyangju-si (KR); **Se Bin Park**, Seoul (KR)

(73) Assignee: **Bluebird Soft Inc.** (KR)

(**) Term: **14 Years**

(21) Appl. No.: **29/446,943**

(22) Filed: **Feb. 28, 2013**

(30) **Foreign Application Priority Data**

Aug. 31, 2012 (KR) 30-2012-0042113

(51) **LOC (10) Cl.** **14-04**

(52) **U.S. Cl.**

USPC **D14/341**

(58) **Field of Classification Search**

USPC D14/341-347, 137, 138 R, 138 AA, D14/138 C, 138 G, 496, 203.1, 203.3, 203.4, D14/203.7, 129, 130, 147, 218, 248, 389, D14/388, 426, 420; D10/65, 104.1; D18/6-7; D21/324, 329, 330; 455/556.1, 556.2, 566, 575.1, 90.3; 379/433.04, 433.01, 433.06, 916; 345/173, 901, 905; 361/679.26, 679.3, 361/679.55, 679.56

See application file for complete search history.

(56) **References Cited**

U.S. PATENT DOCUMENTS

D584,738	S	*	1/2009	Kim et al.	D14/496
D629,799	S	*	12/2010	Andre et al.	D14/341
D639,805	S	*	6/2011	Song et al.	D14/341
D654,460	S	*	2/2012	Kim et al.	D14/138 G
D654,899	S	*	2/2012	Jung	D14/138 G
D655,287	S	*	3/2012	de Jong et al.	D14/341
D663,297	S	*	7/2012	de Jong et al.	D14/341
D667,395	S	*	9/2012	Lee	D14/341
D667,398	S	*	9/2012	Koh	D14/341
D667,825	S	*	9/2012	Jung	D14/341
D671,514	S	*	11/2012	Kim et al.	D14/138 G
D674,369	S	*	1/2013	JaeWoong	D14/138 G
D679,706	S	*	4/2013	Tang et al.	D14/341
D684,553	S	*	6/2013	Kim et al.	D14/138 G
D687,825	S	*	8/2013	Lee et al.	D14/341

* cited by examiner

Primary Examiner — Barbara Fox

(74) *Attorney, Agent, or Firm* — Cantor Colburn LLP

(57) **CLAIM**

The ornamental design for a portable computing device, as shown and described.

DESCRIPTION

FIG. 1 is a front perspective view of a portable computing device showing our new design; FIG. 2 is a rear perspective view thereof; FIG. 3 is a front view thereof; FIG. 4 is a rear view thereof; FIG. 5 is a left side view thereof; FIG. 6 is a right side view thereof; FIG. 7 is a top plan view thereof; and, FIG. 8 is a bottom plan view thereof.

1 Claim, 7 Drawing Sheets

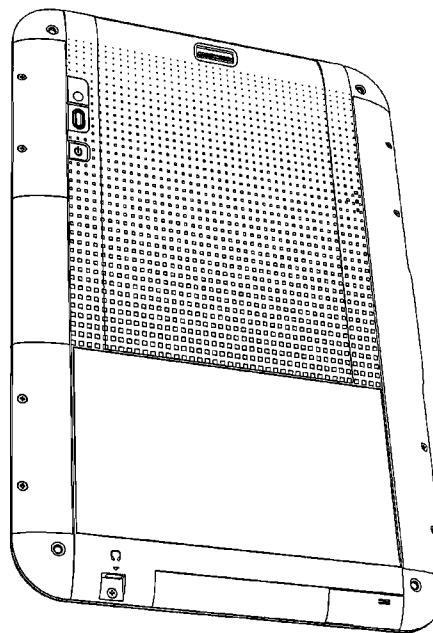
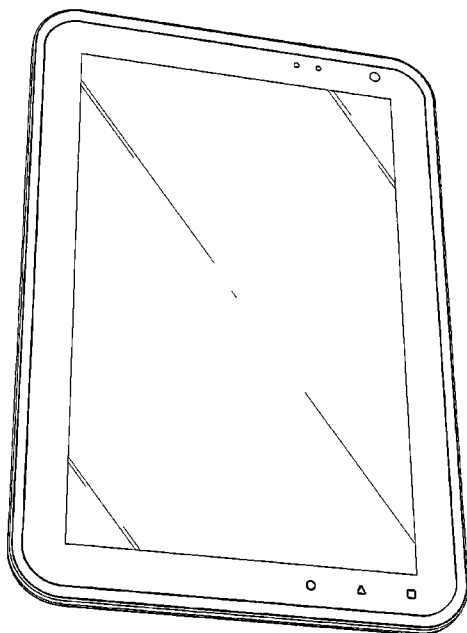


FIG. 1

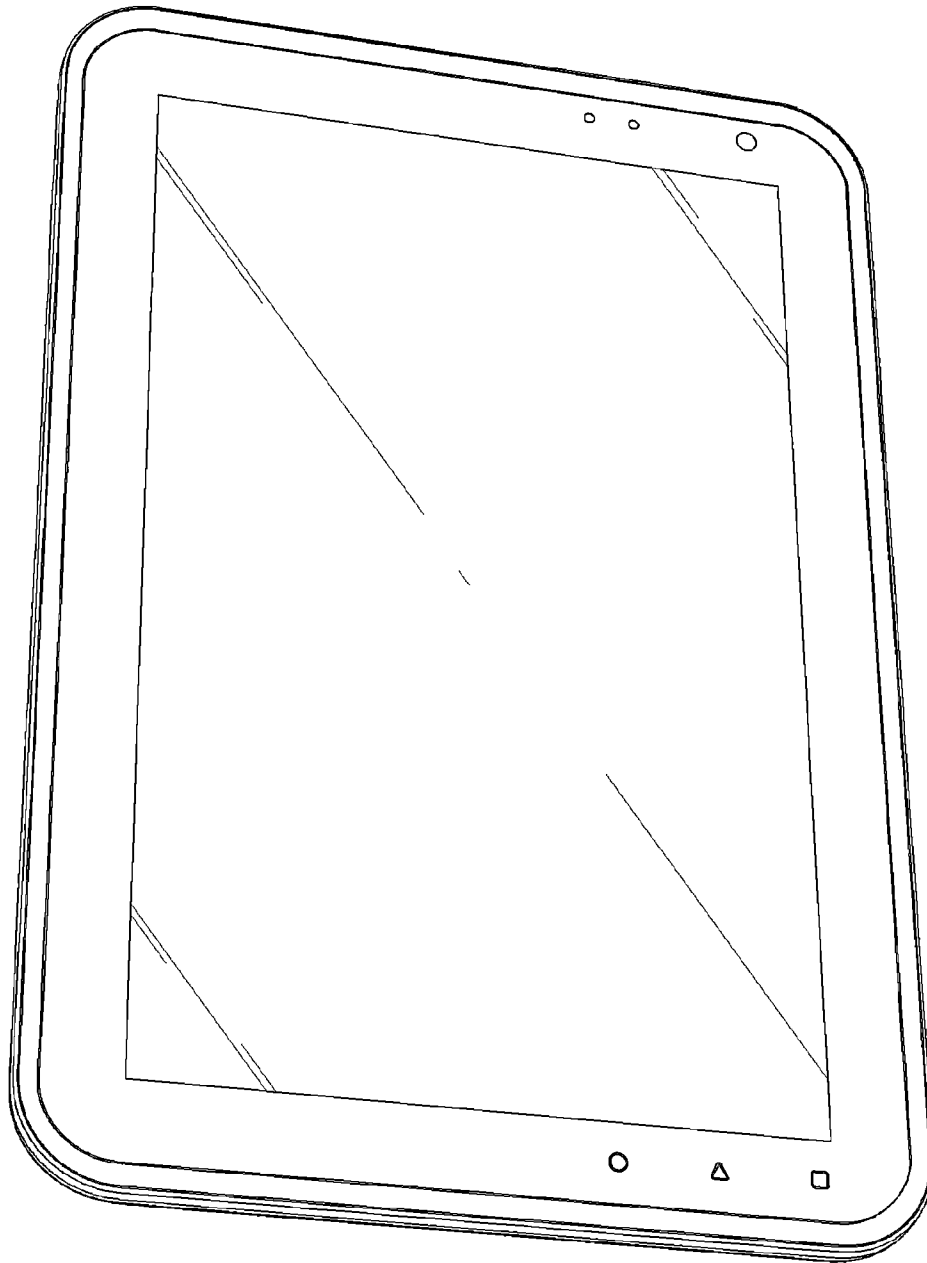


FIG. 2

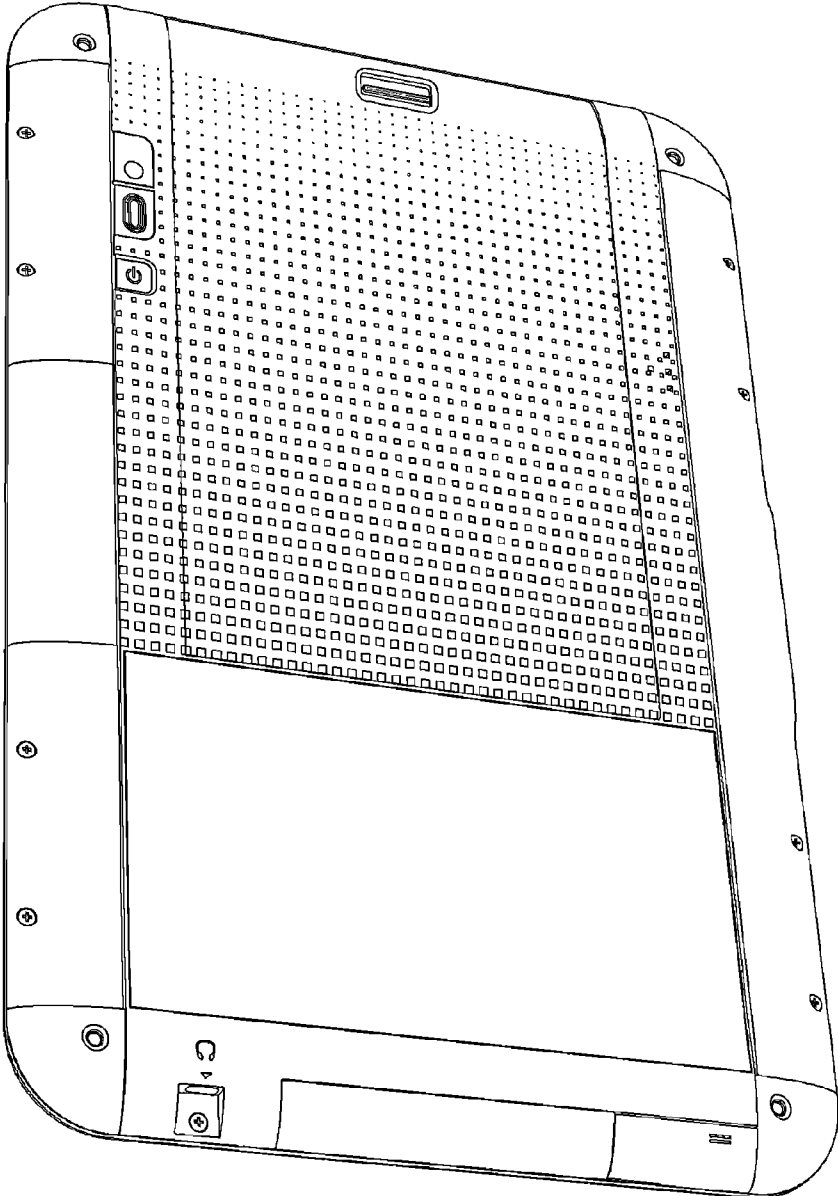


FIG. 3




FIG. 4

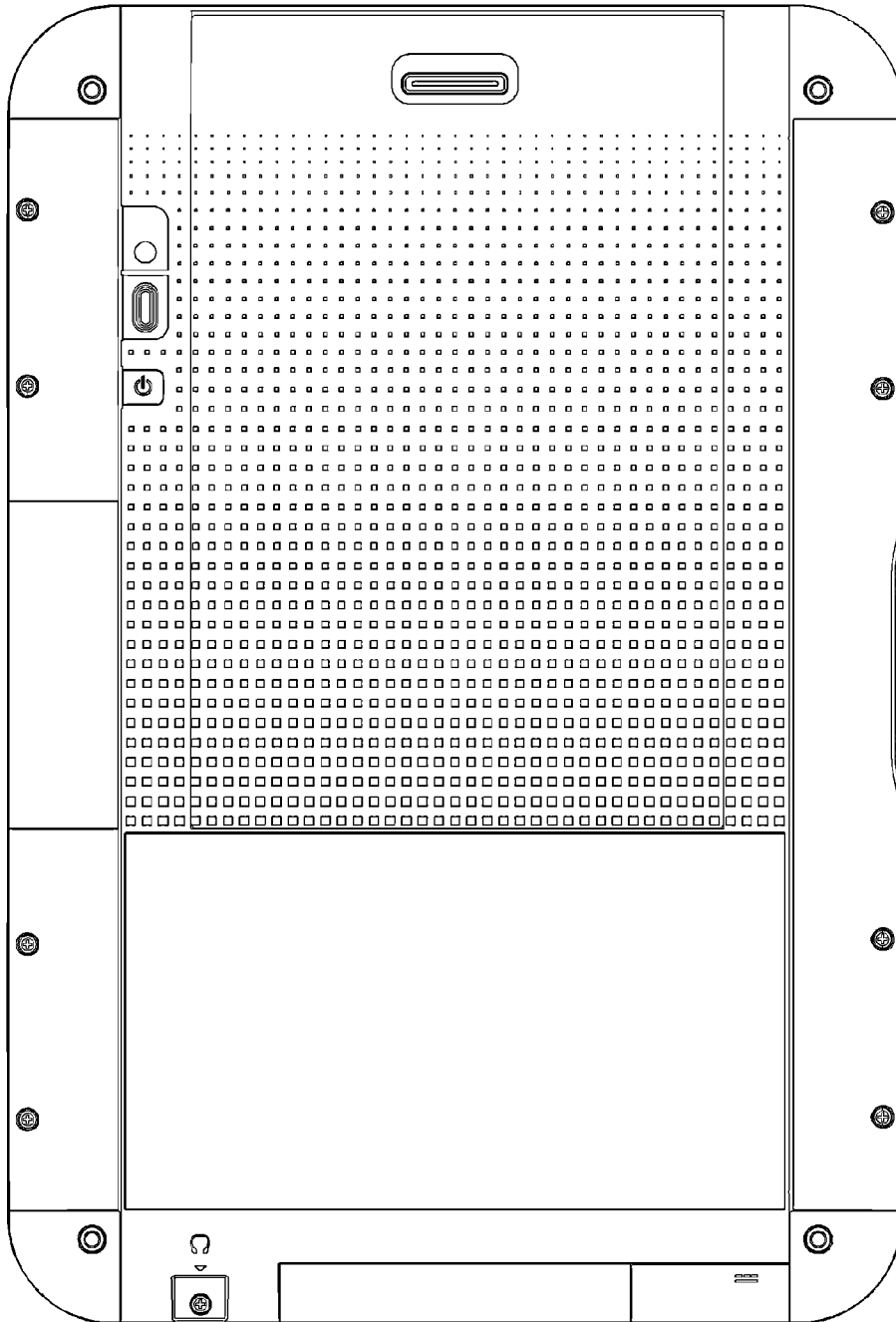


FIG. 5

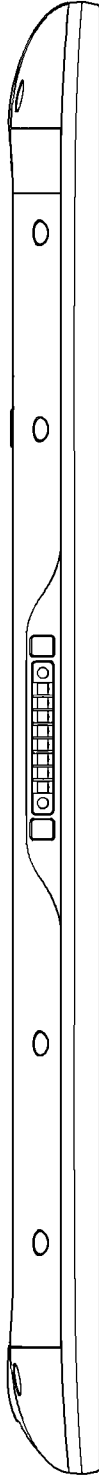


FIG. 6

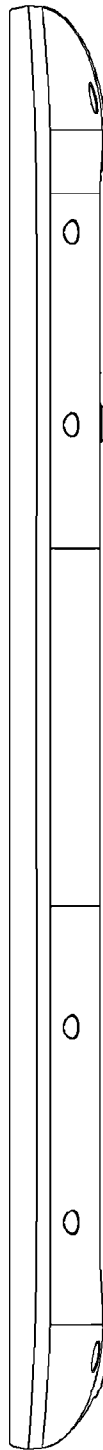


FIG. 7

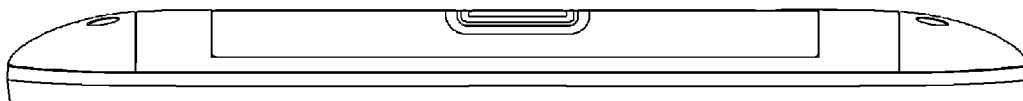


FIG. 8

