No. 642,778. Patented Feb. 6, 1900.

C. BAER.

MEANS FOR SECURING PLINTHS.

(Application filed June 12, 1899.)

(No Model.)

Fig. 1.

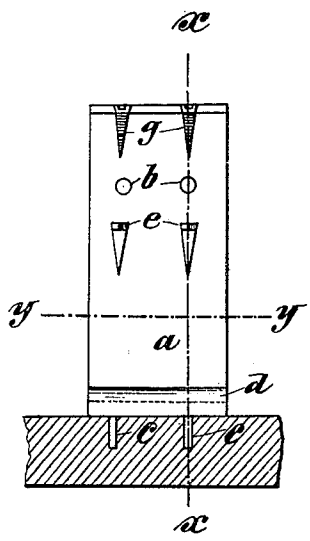

Fig. 2.

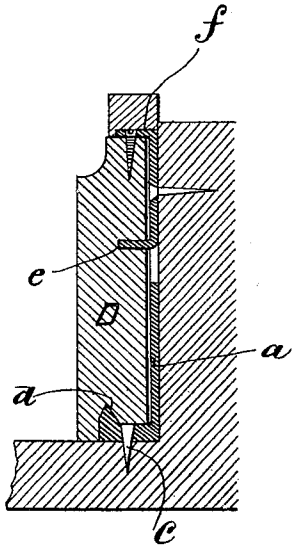

Fig. 3.

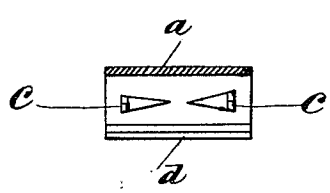

Witnesses
Ring & Co
J. Wagner

Inventor
Carl Baer
per L. Drew Jr
Attorney

THE NORRIS PETERS CO., PHOTO-LITHO., WASHINGTON, D. C.

UNITED STATES PATENT OFFICE.

CARL BAER, OF ELFELD, GERMANY.

MEANS FOR SECURING PLINTHS.

SPECIFICATION forming part of Letters Patent No. 642,778, dated February 6, 1900.

Application filed June 12, 1899. Serial No. 720,237. (No model.)

To all whom it may concern:

Be it known that I, CARL BAER, a citizen of the Empire of Germany, residing at Elfeld-on-the-Rhine, Germany, have invented certain new and useful Improvements in Means for Securing Plinths or the Like, of which the following is a specification.

The object of my present invention is to provide a fastening device for the plinths of wooden paneling which will obviate the necessity of adopting the present methods of fastening and their objectionable features and at the same time enable the plinths to be very effectively secured in place.

In order that this my invention may be the more readily understood and carried into effect or practice, reference is hereby made to the accompanying drawings, forming a part of this specification, and in which—

Figure 1 is a front elevation of the improved fastening device. Fig. 2 is a vertical section on line *x x* of Fig. 1. Fig. 3 is a horizontal section on line *y y* of Fig. 1.

Like letters refer to like parts throughout all the figures.

It is necessary to drive or fix into the wall pieces of wood, requisite for the attachment of the device, at suitable distances, according to local circumstances.

The fixing device consists of a metal plate *a*, which, owing to its peculiar shape, can be fixed simultaneously to the wall, the floor, or the plinth. The nails or screws by means of which the whole is fixed to the wall pass through holes *b* provided in said plate *a* and into the pieces of wood inserted in the wall of the building if it is of masonry or directly into the boards of the wall if the latter is made of wood. A hook bent over at the bottom of the plate and provided with two punched-out and turned-down spurs *c c*, which enter the floor, prevents the device moving out of place. The plinth D is attached to the metal plate *a* by means of an upwardly-projecting tongue *d*, which enters a slot or groove made at the bottom of the plinth, and also by means of two punched-out and turned-over spurs or projections *e* at or about the middle of the plate, which enter the wood of the plinth and secure it firmly in position. A bent part *f* at the metal plate is brought down on the upper end of the plinth and secured in place by means of screws or nails *g*.

It is evident that the device can be applied to any kind of plinths of wooden paneling by varying its height and breadth, and it is also evident that the device can be fixed anywhere and in a short space of time.

Having fully described my invention, what I claim, and desire to secure by Letters Patent, is—

The improved means for securing plinths or the like, consisting of a metal plate having upper and lower horizontally-projecting flanges, an upwardly-projecting tongue at the bottom flange, punched-out and turned-down spurs at said bottom flange, horizontally-projecting and punched-out spurs at or about the middle of said metal plate, the whole adapted to be secured by means of nails, screws or equivalents, substantially as and for the purpose set forth.

CARL BAER.

Witnesses:
JOH. MATTH. THÄMMES,
ADOLF GROH.