



US00D424515S

# United States Patent [19]

[11] Patent Number: Des. 424,515

Sage

[45] Date of Patent: \*\* May 9, 2000

[54] **SINGLE UNIT BATTERY CHARGER FOR MULTIPLE BATTERIES WITH PLUG INSERT**

[76] Inventor: **George E. Sage**, 22002 Redmond-Fall City Rd., Redmond, Wash. 98053

[\*\*] Term: **14 Years**

*Primary Examiner*—Joel Sincavage  
*Attorney, Agent, or Firm*—Roy E. Mattern, Jr.

### [57] CLAIM

The ornamental design for a single unit battery charger for multiple batteries with plug insert, as shown and described.

[21] Appl. No.: **29/105,036**

[22] Filed: **May 15, 1999**

[51] **LOC (7) Cl.** ..... **13-02**

[52] **U.S. Cl.** ..... **D13/107**

[58] **Field of Search** ..... D13/107, 108, D13/118; 320/107-115

### DESCRIPTION

FIG. 1 is a right side, top and back perspective of a single unit battery charger for multiple batteries with plug insert showing my design, the broken lines showing the battery, cable and plug are included for the purpose of illustrating environmental structure and form no part of the claimed design;

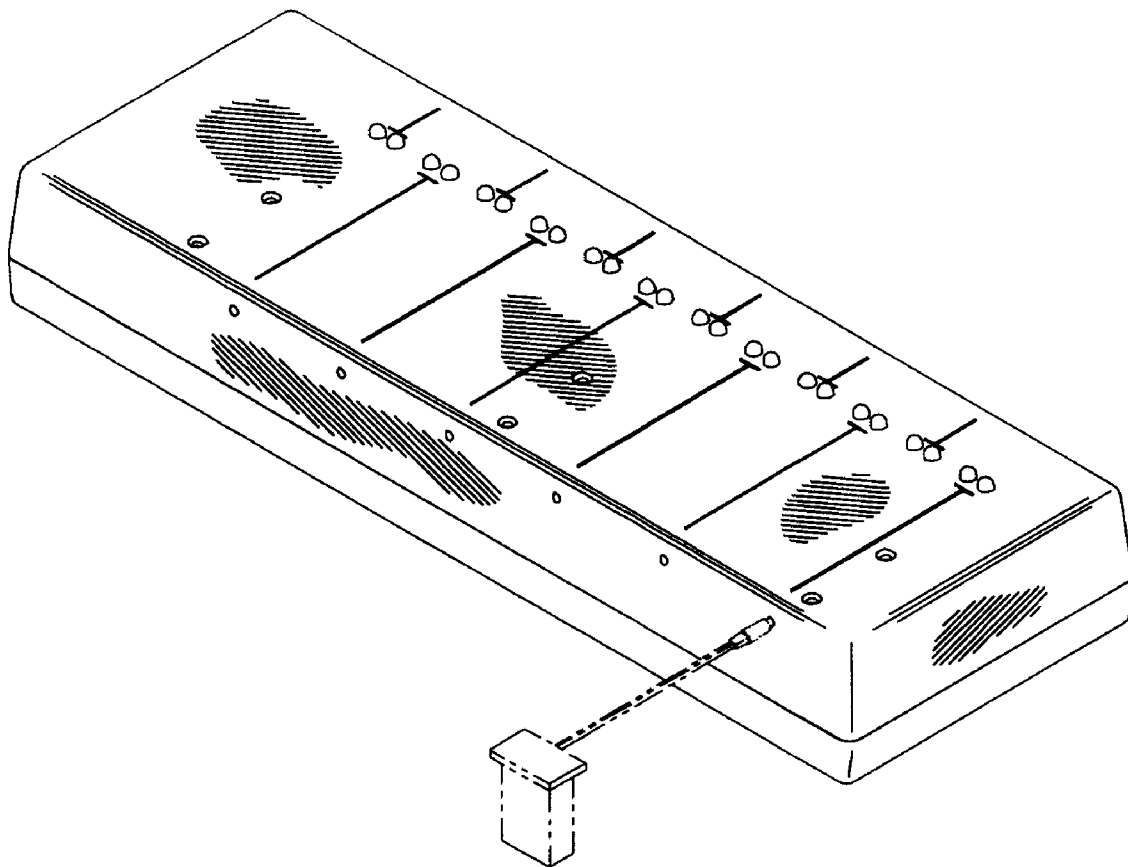
FIG. 2 is a top view thereof;  
 FIG. 3 is a bottom view thereof;  
 FIG. 4 is a right side view thereof;  
 FIG. 5 is a left side view thereof;  
 FIG. 6 is a front view thereof; and,  
 FIG. 7 is a back view thereof.

[56] **References Cited**

U.S. PATENT DOCUMENTS

D. 343,381	1/1994	Inukai et al.	.....	D13/107
D. 400,850	11/1998	Coleman	.....	D13/107
4,081,737	3/1978	Miyahara	.....	320/107
5,274,319	12/1993	Keener et al.	.....	320/106

**1 Claim, 2 Drawing Sheets**



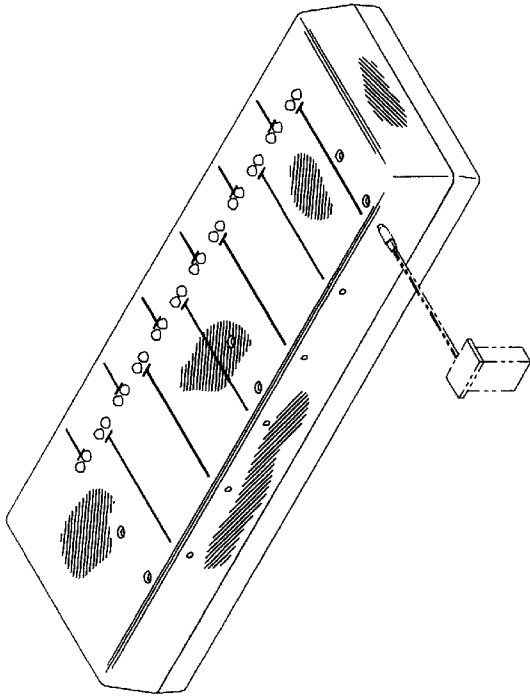


FIGURE 1

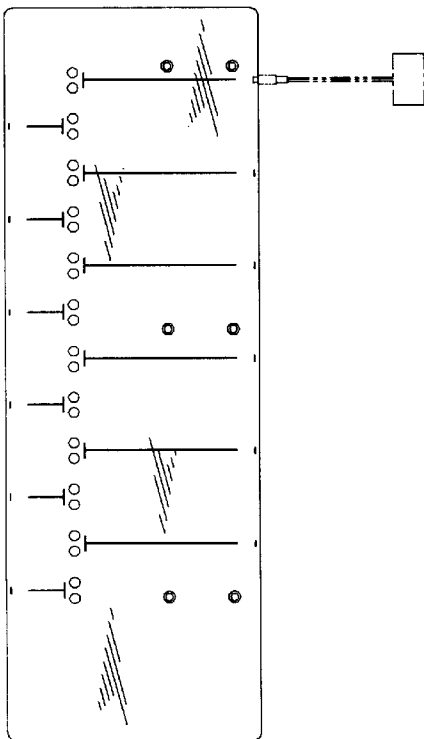


FIGURE 2

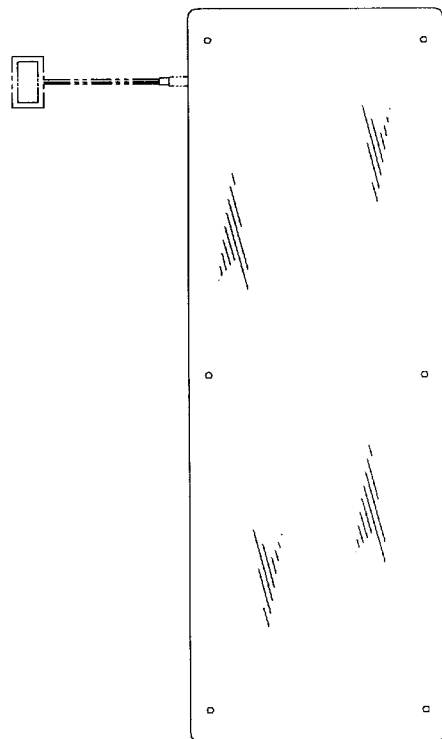


FIGURE 3

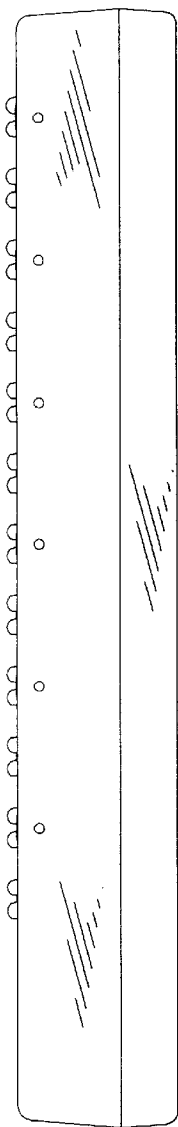


FIGURE 4

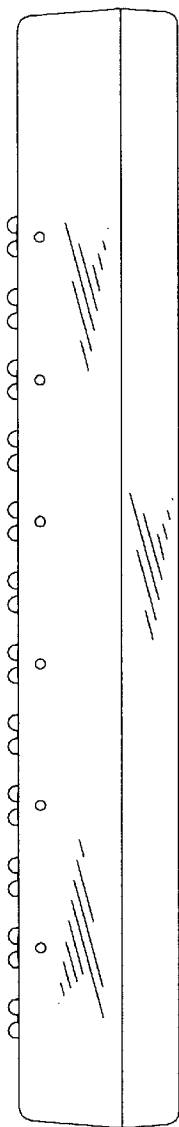


FIGURE 5

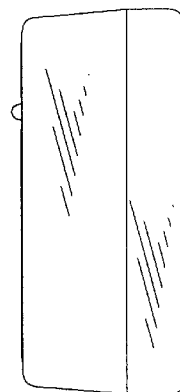


FIGURE 7

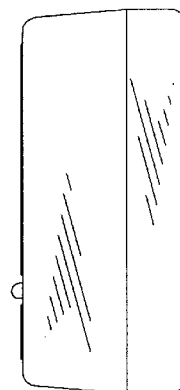


FIGURE 6