

(19) World Intellectual Property Organization
International Bureau



(43) International Publication Date
17 July 2008 (17.07.2008)

PCT

(10) International Publication Number
WO 2008/085454 A1

(51) International Patent Classification:

C08K 13/02 (2006.01) *C08K 5/548* (2006.01)
C08K 3/00 (2006.01) *C08L 7/00* (2006.01)
C08K 3/04 (2006.01) *C08L 9/00* (2006.01)
C08K 3/36 (2006.01) *C08L 23/16* (2006.01)
C08K 5/372 (2006.01)

(74) Agents: **DILWORTH, Peter, G.** et al.; Dilworth & Barrese, LLP, 333 Earle Ovington Boulevard, Uniondale, NY 11553 (US).

(21) International Application Number:

PCT/US2007/026295

(22) International Filing Date:

21 December 2007 (21.12.2007)

(25) Filing Language:

English

(26) Publication Language:

English

(30) Priority Data:

11/648,460 28 December 2006 (28.12.2006) US

(71) Applicant (for all designated States except US): **MENTIVE PERFORMANCE MATERIALS INC.** [US/US]; 187 Danbury Road, Wilton, CT 06897 (US).

(72) Inventors; and

(75) Inventors/Applicants (for US only): **CRUSE, Richard, W.** [US/US]; 171 Montross Road, Yorktown Heights, NY 10598 (US). **YORK, W., Michael** [US/US]; 725 Foxwood Drive, Concord, NC 28025 (US). **POHL, Eric, R.** [US/US]; 2501 Canterbury Way, Mount Kisco, NY 10549 (US). **JOSHI, Prashant** [IN/US]; 208 Park Avenue, Gaithersburg, MD 20877 (US).

(81) Designated States (unless otherwise indicated, for every kind of national protection available): AE, AG, AL, AM, AT, AU, AZ, BA, BB, BG, BH, BR, BW, BY, BZ, CA, CH, CN, CO, CR, CU, CZ, DE, DK, DM, DO, DZ, EC, EE, EG, ES, FI, GB, GD, GE, GH, GM, GT, HN, HR, HU, ID, IL, IN, IS, JP, KE, KG, KM, KN, KP, KR, KZ, LA, LC, LK, LR, LS, LT, LU, LY, MA, MD, ME, MG, MK, MN, MW, MX, MY, MZ, NA, NG, NI, NO, NZ, OM, PG, PH, PL, PT, RO, RS, RU, SC, SD, SE, SG, SK, SL, SM, SV, SY, TJ, TM, TN, TR, TT, TZ, UA, UG, US, UZ, VC, VN, ZA, ZM, ZW.

(84) Designated States (unless otherwise indicated, for every kind of regional protection available): ARIPO (BW, GH, GM, KE, LS, MW, MZ, NA, SD, SL, SZ, TZ, UG, ZM, ZW), Eurasian (AM, AZ, BY, KG, KZ, MD, RU, TJ, TM), European (AT, BE, BG, CH, CY, CZ, DE, DK, EE, ES, FI, FR, GB, GR, HU, IE, IS, IT, LT, LU, LV, MC, MT, NL, PL, PT, RO, SE, SI, SK, TR), OAPI (BF, BJ, CF, CG, CI, CM, GA, GN, GQ, GW, ML, MR, NE, SN, TD, TG).

Published:

- with international search report
- before the expiration of the time limit for amending the claims and to be republished in the event of receipt of amendments



WO 2008/085454 A1

(54) Title: FREE-FLOWING FILLER COMPOSITION AND RUBBER COMPOSITION CONTAINING SAME

(57) Abstract: This invention relates to novel free-flowing filler compositions containing sulfur-containing silane coupling agents, and to a rubber containing the filler composition.

FREE-FLOWING FILLER COMPOSITION AND
RUBBER COMPOSITION CONTAINING SAME

[0001] The present application is directed to an invention which was developed pursuant to a joint research agreement wherein the meaning of 35 U.S.C. §103(c). The joint research agreement dated May 7, 2001 as amended, between Continental AG, and General Electric Company, on behalf of GE Advanced Materials, Silicones Division, now Momentive Performance Materials Inc.

CROSS-REFERENCE TO RELATED APPLICATIONS

[0002] The present application is related to the following applications, filed on even date herewith, with the disclosures of each the applications being incorporated by reference herein in their entireties:

[0003] U.S. Application Serial No.11/617,683, filed on even date herewith, entitled "Tire Compositions And Components Containing Silated Cyclic Core Polysulfides".

[0004] U.S. Application Serial No.11/617,649, filed on even date herewith, entitled "Tire Compositions And Components Containing Free-Flowing Filler Compositions".

[0005] U.S. Application Serial No.11/617,678, filed on even date herewith, entitled "Tire Compositions And Components Containing Free-Flowing Filler Compositions".

[0006] U.S. Application Serial No.11/617,663, filed on even date herewith, entitled "Tire Compositions And Components Containing Silated Core Polysulfides".

[0007] U.S. Application Serial No. 11/617,659, filed on even date herewith, entitled "Tire Compositions And Components Containing Blocked Mercaptosilane Coupling Agent".

[0008] U.S. Application Serial No.11/647,901, filed on even date herewith, entitled "Silated Cyclic Core Polysulfides, Their Preparation And Use In Filled Elastomer Compositions".

[0009] U.S. Application Serial No.11/647,903, filed on even date herewith, entitled "Free-Flowing Filler Composition And Rubber Composition Containing Same".

[0010] U.S. Application Serial No.11/647,780, filed on even date herewith, entitled "Blocked Mercaptosilane Coupling Agents, Process For Making And Uses In Rubber".

[0011] U.S. Application Serial No.11/648,287, filed on even date herewith, entitled "Silated Core Polysulfides, Their Preparation And Use In Filled Elastomer Compositions".

FIELD OF THE INVENTION

[0012] The present invention relates to a filler composition, more particularly, to a free-flowing filler composition containing, or derived from, silated core polysulfide, and to a rubber containing the filler composition.

DESCRIPTION OF RELATED ART

[0013] Fuel economies and the need to protect the environment are economic and societal priorities. As a result, it has become desirable to produce elastomers with good mechanical properties so that they can be used in the form of rubber compositions usable for the construction of tires with improved properties, having in particular reduced rolling resistance.

[0014] To this end, numerous solutions have been proposed, such as, for example, the use of coupling, starring or functionalizing agents with reinforcing filler to modify elastomers with the goal of obtaining a good interaction between the modified elastomer and the reinforcing filler. In order to obtain the optimum reinforcement properties imparted by a filler, the filler should be present in the elastomeric matrix in a final form which is both as finely divided as possible and distributed as homogeneously as possible.

[0015] Filler particles tend to attract to one another and agglomerate within the elastomeric matrix. As such, there is a reduction in the number of filler - elastomer

bonds created during the mixing process. As a result of these interactions the consistency of the rubber composition increases and makes processing more difficult.

[0016] Rubber compositions reinforced with fillers, such as, aluminas or aluminum (oxide-)hydroxides, of high dispersibility, and sulfur-vulcanizable diene rubber composition, reinforced with a special precipitated silica of the highly dispersible type, are known in the art. Use of these fillers makes it possible to obtain tires or treads with improved rolling resistance, without adversely affecting the other properties, in particular those of grip, endurance and wear resistance. Although the use of these specific, highly reinforcing, siliceous or aluminous fillers has reduced the difficulties of processing the rubber compositions that contain them, such rubber compositions are nevertheless more difficult to process than rubber compositions filled conventionally with carbon black.

[0017] In particular, it is necessary to use a coupling agent, also known as a bonding agent, the function of which is to provide the connection between the surface of the filler particles and the elastomer, while facilitating the dispersion of this filler within the elastomeric matrix.

[0018] Sulfur-containing coupling agents used for mineral-filled elastomers involve silanes in which two alkoxysilylalkyl groups are bound, each to one end of a chain of sulfur atoms. The two alkoxysilyl groups are bonded to the chain of sulfur atoms by two similar, and in most cases, identical, hydrocarbon fragments. The general silane structures just described, hereinafter referred to as "simple bis polysulfide silanes," usually contain a chain of three methylene groups as the two mediating hydrocarbon units. In some cases, the methylene chain is shorter, containing only one or two methylenes per chain. The use of these compounds is primarily as coupling agents for mineral-filled elastomers. These coupling agents function by chemically bonding silica or other mineral fillers to polymer when used in rubber applications. Coupling is accomplished by chemical bond formation between the silane sulfur and the polymer and by hydrolysis of the alkoxysilyl groups and subsequent condensation with silica hydroxyl groups. The reaction of the silane sulfur with the polymer occurs when the S-S bonds are broken and the resulting fragment adds to the polymer. A single linkage to the polymer

occurs for each silyl group bonded to the silica. This linkage contains a single, relatively weak C-S and/or S-S bond(s) that forms the weak link between the polymer and the silica. Under high stress, this single C-S and/or S-S linkages may break and therefore contribute to wear of the filled elastomer.

[0019] The use of polysulfide silanes coupling agents in the preparation of rubber is well known. These silanes contain two silicon atoms, each of which is bound to a disubstituted hydrocarbon group, and three other groups of which at least one is removable from silicon by hydrolysis. Two such hydrocarbon groups, each with their bound silyl group, are further bound to each end of a chain of at least two sulfur atoms. These structures thus contain two silicon atoms and a single, continuous chain of sulfur atoms of variable length.

[0020] Hydrocarbon core polysulfide silanes that feature a central molecular core isolated from the silicon in the molecule by sulfur-sulfur bonds are known in the art. Polysulfide silanes containing a core that is an aminoalkyl group separated from the silicon atom by a single sulfur and a polysulfide group and where the polysulfide group is bonded to the core at a secondary carbon atom are also known in the art. As well as core fragments in which only two polysulfide groups are attached to the core.

[0021] However, polysulfide groups that are attached directly to an aromatic core have reduced reactivity with the polymer (rubber). The aromatic core is sterically bulky which inhibits the reaction. Compositions in which the polysulfides are attached directly to cyclic aliphatic fragments derived by vinyl cyclohexene contain more than one silylated core and form large rings. The cyclohexyl core is sterically more hindered than the aromatic core and is less reactive. Although these compositions can form more than one sulfur linkage to the polymer rubber for each attachment of the coupling agent to the silica through the silyl group, their effectiveness is low due to the low reactivity.

[0022] The low reactivity is due to the attachment of the polysulfide to the secondary carbon of cyclic core structure. The positioning of the polysulfide group is not optimal for reaction with the accelerators and reaction with the polymer.

[0023] The present invention overcomes the deficiencies of the aforementioned compositions involving silane coupling agents in several ways. The silanes of the present invention described herein are not limited to two silyl groups nor to one chain of sulfur atoms. In fact the molecular architecture in which multiple polysulfide chains are oriented in a noncollinear configuration (i.e. branched, in the sense that the branch points occur within the carbon backbone interconnecting the polysulfide chains) is novel.

[0024] The fillers of the present invention have advantages over that in the prior art by providing a means to multiple points of sulfur attachment to polymer per point of silicon attachment to filler. The silanes of the fillers described herein may be asymmetric with regard to the groups on the two ends of the sulfur chains. The silyl groups, rather than occurring at the ends of the molecule, tend to occur more centrally and are chemically bonded to the core through carbon-carbon or carbon-silicon bonds. The core also contains multiple polysulfide groups that are attached to a primary carbon atom. The attachment decreases significantly the steric hinderance of the core, and increases the reactivity of the polysulfides with the polymer. This distinction is what allows silane silicon to become and remain bonded (through the intermediacy of a sequence of covalent chemical bonds) to polymer at multiple points using the silanes of the present invention.

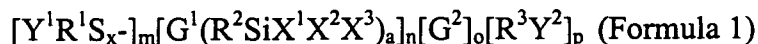
[0025] Also, without being bound by theory, silylated core silanes of the present invention include a Y-core structure. This Y-core structure is believed to enable bonding the polymer at two different points or crosslinking on two different polymer chains, and also enables attachment, such as by bonding, to a filler.

SUMMARY OF THE INVENTION

[0026] In a first embodiment of the present invention, a preformed, free-flowing filler composition is provided which comprises:

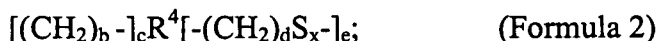
- a) a filler;

- b) a first silane which is a silylated core polysulfide having the general formula

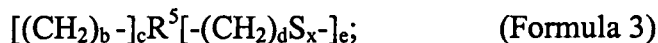


wherein:

each occurrence of G^1 is independently selected from a polyvalent hydrocarbon species having from 1 to about 30 carbon atoms containing a polysulfide group represented by the general formula:



each occurrence of G^2 is independently selected from a polyvalent hydrocarbon species of 1 to about 30 carbon atoms containing a polysulfide group represented by the general formula:



each occurrence of R^1 and R^3 is independently selected from a divalent hydrocarbon fragment having from 1 to about 20 carbon atoms;

each occurrence of Y^1 and Y^2 is independently selected from consisting of silyl ($-SiX^1X^2X^3$), hydrogen, alkoxy ($-OR^6$), carboxylic acid, ester ($-C(=O)OR^6$) wherein R^6 is a monovalent hydrocarbon group having from 1 to 20 carbon atoms;

each occurrence of R^2 is a straight chain hydrocarbon represented by $-(CH_2)_f-$;

each occurrence of R^4 is independently selected from a polyvalent hydrocarbon fragment of 1 to about 28 carbon atom that was obtained by substitution of hydrogen atoms equal to the sum of $a + c + e$, and include cyclic, branched and straight chain alkyl, alkenyl, alkynyl, aryl and aralkyl groups in which $a + c + e - 1$ hydrogens have been replaced, or a polyvalent heterocarbon fragment from 1 to 27 carbon atoms;

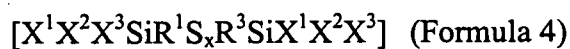
each occurrence of R^5 is independently selected from a polyvalent hydrocarbon fragment of 1 to about 28 carbon atom that was obtained by substitution of hydrogen atoms equal to the sum of $c + e$, and include cyclic, branched and straight chain alkyl, alkenyl, alkynyl, aryl and aralkyl groups in which $c + e - 1$ hydrogens have been replaced, or a polyvalent heterocarbon fragment from 1 to 27 carbon atoms;

each occurrence of X^1 is independently selected from the group consisting of -Cl, -Br, -OH, -OR⁶, and R⁶C(=O)O-, wherein R⁶ is a monovalent hydrocarbon group having from 1 to 20 carbon atoms;

each occurrence of X^2 and X^3 is independently selected from the group consisting of hydrogen, R⁶, wherein R⁶ is a monovalent hydrocarbon group having from 1 to 20 carbon atoms, X^1 , wherein X^1 is independently selected from the group consisting of -Cl, -Br, -OH, -OR⁶, and R⁶C(=O)O-, wherein R⁶ is a monovalent hydrocarbon group having from 1 to 20 carbon atoms, and -OSi containing groups that result from the condensation of silanols;

each occurrence of the subscripts, a, b, c, d, e, f, m, n, o, p, and x, is independently given by a, c and e are 1 to about 3; b is 1 to about 5; d is 1 to about 5; f is 0 to about 5; m and p are 1 to about 100; n is 1 to about 15; o is 0 to about 10; and x is 1 to about 10; and, optionally,

c) a second silane having the general formula



wherein; each occurrence of each occurrence of R¹ and R³ are chosen independently from a divalent hydrocarbon fragment having from 1 to about 20 carbon atoms that include branched and straight chain alkyl, alkenyl, alkynyl, aryl or aralkyl groups wherein one hydrogen atom was substituted with a silyl group (-SiX¹X²X³), wherein X¹ is independently selected from the groups consisting of -Cl, -Br, -OH, -OR⁶, and R⁶C(=O)O-, wherein R⁶ is any monovalent hydrocarbon group having from 1 to 20 carbon atoms, and includes branched or straight chain alkyl, alkenyl, aryl or aralkyl group and X² and X³ is independently selected from the group consisting of hydrogen, R⁶, X¹, and -OSi containing groups that result from the condensation of silanols.

[0027] In a second embodiment of the present invention, a rubber composition is provided comprising at least one rubber, at least one free-flowing filler composition of the present invention, a curative and, optionally, at least one other additive selected from the group consisting of sulfur compounds, activators, retarders, accelerators, processing additives, oils, plasticizers, tackifying resins, silicas, fillers, pigments, fatty acids, zinc

oxide, waxes, antioxidants and antiozonants, peptizing agents, reinforcing materials, and mixtures thereof.

[0028] The examples presented herein demonstrate that the fillers of the present invention impart a desirable balance of physical properties (performance to mineral-filled elastomer compositions) and better wear characteristics to articles manufactured from these elastomers. Improvements in rolling resistance are also apparent for elastomers used in tire applications.

[0029] The compositions of the present invention exhibit excellent dispersion of filler and can achieve excellent workability, and improved productivity in vulcanization.

DEFINITIONS

[0030] In describing and claiming the present invention, the following terminology will be used.

[0031] The term "coupling agent" as used herein means an agent capable of establishing a sufficient chemical and/or physical connection between the filler and the elastomer. Such coupling agents have functional groups capable of bonding physically and/or chemically with the filler, for example, between a silicon atom of the coupling agent and the hydroxyl (OH) surface groups of the filler (e.g., surface silanols in the case of silica); and, for example, sulfur atoms which are capable of bonding physically and/or chemically with the elastomer.

[0032] The term "filler" as used herein means a substance that is added to the elastomer to either extend the elastomer or to reinforce the elastomeric network. Reinforcing fillers are materials whose moduli are higher than the organic polymer of the elastomeric composition and are capable of absorbing stress from the organic polymer when the elastomer is strained. Fillers included fibers, particulates, and sheet-like structures and can be composed of inorganic minerals, silicates, silica, clays, ceramics, carbon, organic polymers, diatomaceous earth. The filler of the present invention can be essentially inert to the silane with which it is admixed, or it can be reactive therewith.

[0033] The term “particulate filler” as used herein means a particle or grouping of particles to form aggregates or agglomerates.. The particulate filler of the present invention can be essentially inert to the silane with which it is admixed, or it can be reactive therewith.

[0034] The term “carrier” as used herein means a porous or high surface area filler that has a high adsorption or absorption capability and is capable of carrying up to 75 percent liquid silane while maintaining its free-flowing and dry properties.. The carrier filler of the present invention is essentially inert to the silane and is capable of releasing or deabsorbing the liquid silane when added to the elastomeric composition..

[0035] The term “preformed” as used herein shall be understood to mean a filler composition that is prepared prior to its addition to a rubber or mixture of rubbers.

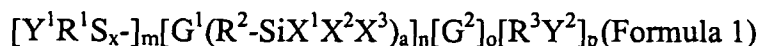
BRIEF DESCRIPTION OF THE DRAWING

[0036] Fig. 1 shows HPLC analysis of the product of Example 1.

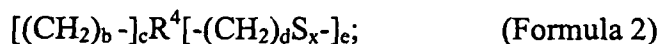
DETAILED DESCRIPTION OF THE PRESENT INVENTION

[0037] The novel free-flowing filler composition of the present invention is a preformed, free-flowing filler composition which comprises:

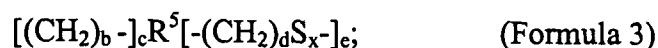
- a) a filler;
- b) a first silane which is a siliated core polysulfide having the general formula



is provided, wherein each occurrence of G^1 is independently selected from polyvalent hydrocarbon species having from 1 to about 30 carbon atoms and containing a polysulfide group represented by Formula (2)



each occurrence of G^2 is independently selected from a polyvalent hydrocarbon species of 1 to about 30 carbon atoms and containing a polysulfide group represented by Formula (3)



each occurrence of R^1 and R^3 are independently selected from a divalent hydrocarbon fragment having from 1 to about 20 carbon atoms that include branched and straight chain alkyl, alkenyl, alkynyl, aryl or aralkyl groups in which one hydrogen atom was substituted with a Y^1 or Y^2 group;

each occurrence of Y^1 and Y^2 is independently selected from, but not limited to silyl ($-\text{SiX}^1\text{X}^2\text{X}^3$), alkoxy ($-\text{OR}^6$), hydrogen, carboxylic acid ($-\text{C}(=\text{O})\text{OH}$), ester ($-\text{C}(=\text{O})\text{OR}^6$), in which R^6 is any monovalent hydrocarbon group having from 1 to 20 carbon atoms, and includes branched or straight chain alkyl, alkenyl, aryl or aralkyl groups and the like; ;

each occurrence of R^2 is independently selected from a divalent straight chain hydrocarbon represent by $-(CH_2)_f-$;

each occurrence of R^4 is independently selected from a polyvalent hydrocarbon fragment of 1 to about 28 carbon atom that was obtained by substitution of hydrogen atoms equal to the sum of $a + c + e$, and include cyclic, branched and straight chain alkyl, alkenyl, alkynyl, aryl and aralkyl groups in which $a + c + e - 1$ hydrogens have been replaced, or a polyvalent heterocarbon fragment from 1 to 27 carbon atoms;

each occurrence of R^5 is independently selected from a polyvalent hydrocarbon fragment of 1 to about 28 carbon atom that was obtained by substitution of hydrogen

atoms equal to the sum of $c + e$, and include cyclic, branched and straight chain alkyl, alkenyl, alkynyl, aryl and aralkyl groups in which $c + e - 1$ hydrogens have been replaced, or a polyvalent heterocarbon fragment from 1 to 27 carbon atoms;

each occurrence of X^1 is independently selected from hydrolyzable groups consisting of $-Cl$, $-Br$, $-OH$, $-OR^6$, and $R^6C(=O)O-$, wherein R^6 is any monovalent hydrocarbon group having from 1 to 20 carbon atoms, and includes branched or straight chain alkyl, alkenyl, aryl or aralkyl groups;

each occurrence of X^2 and X^3 is independently selected from the group consisting of hydrogen, the members listed above for R^6 , the members listed above for X^1 and $-OSi$ containing groups that result from the condensation of silanols;

each occurrence of the subscripts, a , b , c , d , e , f , m , n , o , p , and x , is independently given by a is 1 to about 3; b is 1 to about 5; c is 1 to about 3; d is 1 to about 5; e is 1 to about 3; f is 0 to about 5; m is 1 to about 100, n is 1 to about 15; o is 0 to about 10; p is 1 to about 100, and x is 1 to about 10; and, optionally,

c) a second silane having the general formula



wherein;

each occurrence of each occurrence of R^1 and R^3 are chosen independently from a divalent hydrocarbon fragment having from 1 to about 20 carbon atoms that include branched and straight chain alkyl, alkenyl, alkynyl, aryl or aralkyl groups wherein one hydrogen atom was substituted with a silyl group, $(-SiX^1X^2X^3)$, wherein X^1 is independently selected from the groups consisting of $-Cl$, $-Br$, $-OH$, $-OR^6$, and

$R^6C(=O)O-$, wherein R^6 is any monovalent hydrocarbon group having from 1 to 20 carbon atoms, and includes branched or straight chain alkyl, alkenyl, aryl or aralkyl group and X^2 and X^3 is independently selected from the group consisting of hydrogen, R^6 , X^1 , and $-OSi$ containing groups that result from the condensation of silanols.

[0038] The term, "heterocarbon", as used herein, refers to any hydrocarbon structure in which the carbon-carbon bonding backbone is interrupted by bonding to atoms of nitrogen and/or oxygen, or in which the carbon-carbon bonding backbone is interrupted by bonding to groups of atoms containing sulfur, nitrogen and/or oxygen, such as cyanurate (C_3N_3). Heterocarbon fragments also refer to any hydrocarbon in which a hydrogen or two or more hydrogens bonded to carbon are replaced with a sulfur, oxygen or nitrogen atom, such as a primary amine ($-NH_2$), and oxo ($=O$), and the like.

[0039] Thus, R^4 and R^5 of the silylated core polysulfide may include, but are not limited to branched, straight-chain, cyclic, and/or polycyclic polyvalent aliphatic hydrocarbons, optionally containing ether functionality via oxygen atoms each of which is bound to two separate carbon atoms, polysulfide functionality, in which the polysulfide group ($-S_x-$) is bonded to two separate carbon atoms on G^1 or G^2 to form a ring, tertiary amine functionality via nitrogen atoms each of which is bound to three separate carbon atoms, cyano (CN) groups, and/or cyanurate (C_3N_3) groups; aromatic hydrocarbons; and arenes derived by substitution of the aforementioned aromatics with branched or straight chain alkyl, alkenyl, alkynyl, aryl and/or aralkyl groups.

[0040] As used herein, "alkyl" includes straight, branched and cyclic alkyl groups; "alkenyl" includes any straight, branched, or cyclic alkenyl group containing one or more carbon-carbon double bonds, where the point of substitution can be either at a carbon-carbon double bond or elsewhere in the group; and "alkynyl" includes any straight, branched, or cyclic alkynyl group containing one or more carbon-carbon triple bonds and optionally also one or more carbon-carbon double bonds as well, where the point of substitution can be either at a carbon-carbon triple bond, a carbon-carbon double bond, or elsewhere in the group. Examples of alkyls include, but are not limited to

methyl, ethyl, propyl, isobutyl. Examples of alkenyls include, but are not limited to vinyl, propenyl, allyl, methallyl, ethylidenyl norbornane, ethylidene norbornyl, ethylidenyl norbornene, and ethylidene norbornenyl. Some examples of alkynyls include, but are not limited to acetylenyl, propargyl, and methylacetylenyl.

[0041] As used herein, "aryl" includes any aromatic hydrocarbon from which one hydrogen atom has been removed; "aralkyl" includes any of the aforementioned alkyl groups in which one or more hydrogen atoms have been substituted by the same number of like and/or different aryl (as defined herein) substituents; and "arenyl" includes any of the aforementioned aryl groups in which one or more hydrogen atoms have been substituted by the same number of like and/or different alkyl (as defined herein) substituents. Some examples of aryls include, but are not limited to phenyl and naphthalenyl. Examples of aralkyls include, but are not limited to benzyl and phenethyl, and some examples of arenyls include, but are not limited to tolyl and xylyl.

[0042] As used herein, "cyclic alkyl", "cyclic alkenyl", and "cyclic alkynyl" also include bicyclic, tricyclic, and higher cyclic structures, as well as the aforementioned cyclic structures further substituted with alkyl, alkenyl, and/or alkynyl groups. Representative examples include, but are not limited to norbornyl, norbornenyl, ethylnorbornyl, ethylnorbornenyl, cyclohexyl, ethylcyclohexyl, ethylcyclohexenyl, cyclohexylcyclohexyl, and cyclododecatrienyl, and the like.

[0043] Representative examples of X^1 include, but are not limited to methoxy, ethoxy, propoxy, isopropoxy, butoxy, phenoxy, benzyloxy, hydroxy, chloro, and acetoxy. Representative examples of X^2 and X^3 include the representative examples listed above for X^1 as well as hydrogen, methyl, ethyl, propyl, isopropyl, sec-butyl, phenyl, vinyl, cyclohexyl, and higher straight-chain alkyl, such as butyl, hexyl, octyl, lauryl, and octadecyl.

[0044] Representative examples of R^1 and R^3 include the terminal straight-chain alkyls further substituted terminally at the other end, such as $-CH_2-$, $-CH_2CH_2-$, $-CH_2CH_2CH_2-$, and $-CH_2CH_2CH_2CH_2CH_2CH_2CH_2CH_2-$, and their beta-substituted analogs, such as $-CH_2(CH_2)_uCH(CH_3)-$, where u is zero to 17; the structure derivable

from methallyl chloride, $-\text{CH}_2\text{CH}(\text{CH}_3)\text{CH}_2-$; any of the structures derivable from divinylbenzene, such as $-\text{CH}_2\text{CH}_2(\text{C}_6\text{H}_4)\text{CH}_2\text{CH}_2-$ and $-\text{CH}_2\text{CH}_2(\text{C}_6\text{H}_4)\text{CH}(\text{CH}_3)-$, where the notation C_6H_4 denotes a disubstituted benzene ring; any of the structures derivable from diallylether, such as $-\text{CH}_2\text{CH}_2\text{CH}_2\text{OCH}_2\text{CH}_2\text{CH}_2-$ and $-\text{CH}_2\text{CH}_2\text{CH}_2\text{OCH}_2\text{CH}(\text{CH}_3)-$; any of the structures derivable from butadiene, such as $-\text{CH}_2\text{CH}_2\text{CH}_2\text{CH}_2-$, $-\text{CH}_2\text{CH}_2\text{CH}(\text{CH}_3)-$, and $-\text{CH}_2\text{CH}(\text{CH}_2\text{CH}_3)-$; any of the structures derivable from piperylene, such as $-\text{CH}_2\text{CH}_2\text{CH}_2\text{CH}(\text{CH}_3)-$, $-\text{CH}_2\text{CH}_2\text{CH}(\text{CH}_2\text{CH}_3)-$, and $-\text{CH}_2\text{CH}(\text{CH}_2\text{CH}_2\text{CH}_3)-$; any of the structures derivable from isoprene, such as $-\text{CH}_2\text{CH}(\text{CH}_3)\text{CH}_2\text{CH}_2-$, $-\text{CH}_2\text{CH}(\text{CH}_3)\text{CH}(\text{CH}_3)-$, $-\text{CH}_2\text{C}(\text{CH}_3)(\text{CH}_2\text{CH}_3)-$, $-\text{CH}_2\text{CH}_2\text{CH}(\text{CH}_3)\text{CH}_2-$, $-\text{CH}_2\text{CH}_2\text{C}(\text{CH}_3)_2-$ and $-\text{CH}_2\text{CH}[\text{CH}(\text{CH}_3)_2]-$; any of the isomers of $-\text{CH}_2\text{CH}_2$ -norbornyl-, $-\text{CH}_2\text{CH}_2$ -cyclohexyl-; any of the diradicals obtainable from norbornane, cyclohexane, cyclopentane, tetrahydrodicyclopentadiene, or cyclododecene by loss of two hydrogen atoms; the structures derivable from limonene, $-\text{CH}_2\text{CH}(4\text{-methyl-1-C}_6\text{H}_9\text{-})\text{CH}_3$, where the notation C_6H_9 denotes isomers of the trisubstituted cyclohexane ring lacking substitution in the 2 position; any of the monovinyl-containing structures derivable from trivinylcyclohexane, such as $-\text{CH}_2\text{CH}_2(\text{vinylC}_6\text{H}_9)\text{CH}_2\text{CH}_2-$ and $-\text{CH}_2\text{CH}_2(\text{vinylC}_6\text{H}_9)\text{CH}(\text{CH}_3)-$, where the notation C_6H_9 denotes any isomer of the trisubstituted cyclohexane ring; any of the monounsaturated structures derivable from myrcene containing a trisubstituted $\text{C}=\text{C}$, such as $-\text{CH}_2\text{CH}[\text{CH}_2\text{CH}_2\text{CH}=\text{C}(\text{CH}_3)_2]\text{CH}_2\text{CH}_2-$, $-\text{CH}_2\text{CH}[\text{CH}_2\text{CH}_2\text{CH}=\text{C}(\text{CH}_3)_2]\text{CH}(\text{CH}_3)-$, $-\text{CH}_2\text{C}[\text{CH}_2\text{CH}_2\text{CH}=\text{C}(\text{CH}_3)_2](\text{CH}_2\text{CH}_3)-$, $-\text{CH}_2\text{CH}_2\text{CH}[\text{CH}_2\text{CH}_2\text{CH}=\text{C}(\text{CH}_3)_2]\text{CH}_2-$, $-\text{CH}_2\text{CH}_2(\text{C}-)(\text{CH}_3)[\text{CH}_2\text{CH}_2\text{CH}=\text{C}(\text{CH}_3)_2]$, and $-\text{CH}_2\text{CH}[\text{CH}(\text{CH}_3)[\text{CH}_2\text{CH}_2\text{CH}=\text{C}(\text{CH}_3)_2]-$; and any of the monounsaturated structures derivable from myrcene lacking a trisubstituted $\text{C}=\text{C}$, such as $-\text{CH}_2\text{CH}(\text{CH}=\text{CH}_2)\text{CH}_2\text{CH}_2\text{CH}_2\text{C}(\text{CH}_3)_2-$, $-\text{CH}_2\text{CH}(\text{CH}=\text{CH}_2)\text{CH}_2\text{CH}_2\text{CH}[\text{CH}(\text{CH}_3)_2]-$, $-\text{CH}_2\text{C}(\text{=CH-CH}_3)\text{CH}_2\text{CH}_2\text{CH}_2\text{C}(\text{CH}_3)_2-$, $-\text{CH}_2\text{C}(\text{=CH-CH}_3)\text{CH}_2\text{CH}_2\text{CH}[\text{CH}(\text{CH}_3)_2]-$, $-\text{CH}_2\text{CH}_2\text{C}(\text{=CH}_2)\text{CH}_2\text{CH}_2\text{CH}_2\text{C}(\text{CH}_3)_2-$, $-\text{CH}_2\text{CH}_2\text{C}(\text{=CH}_2)\text{CH}_2\text{CH}_2\text{CH}[\text{CH}(\text{CH}_3)_2]-$, $-\text{CH}_2\text{CH}=\text{C}(\text{CH}_3)_2\text{CH}_2\text{CH}_2\text{CH}_2\text{C}(\text{CH}_3)_2-$, and $-\text{CH}_2\text{CH}=\text{C}(\text{CH}_3)_2\text{CH}_2\text{CH}_2\text{CH}[\text{CH}(\text{CH}_3)_2]-$.

[0045] Representative examples of tridentate G¹ include, but are not limited to, structures derivable from nonconjugated terminal diolefins, such as -CH₂(CH₂)_{q+1}CH(CH₂-) and -CH(CH₃)(CH₂)_qCH(CH₂-)₂, in which *q* is zero to 20; any of the structures derivable from divinylbenzene, such as -CH₂CH₂(C₆H₄)CH(CH₂-) and -CH₂CH₂(C₆H₃-)CH₂CH₂-, where the notation C₆H₄ denotes a disubstituted benzene ring and C₆H₃- denotes a trisubstituted ring; structures derivable from butadiene, such as -CH₂(CH-)CH₂CH₂-; any of the structures derivable from isoprene, such as -CH₂(C-)(CH₃)CH₂CH₂- and -CH₂CH(CH₃)(CH-)CH₂-; any structures derivable from trivinylcyclohexane, such as -CH₂(CH-)(vinylC₆H₉)CH₂CH₂-; (-CH₂CH₂)₃C₆H₉, and (-CH₂CH₂)₂C₆H₉CH(CH₃-), where the notation C₆H₉ denotes any isomer of the trisubstituted cyclohexane ring; any of the structures derivable from myrcene, such as, -CH₂(C-)[CH₂CH₂CH=C(CH₃)₂]CH₂CH₂-, and -CH₂CH[CH₂CH₂CH=C(CH₃)₂](CH-)CH₂-; the structures derivable from trimethylolalkanes, such as CH₃CH₂CH₂C(CH₂-)₃ and CH₃CH₂C(CH₂-)₃; glyceryl, whose structure is -CH₂(CH-)CH₂-, and its methyl analog, whose structure is -CH₂(-CCH₃)CH₂-; and the triethanolamine derivative, (-CH₂CH₂)₃N.

[0046] Representative examples of polyvalent G¹ include, but are not limited to, structures derivable from nonconjugated terminal diolefins, such as -CH(CH₂-)(CH₂)_qCH(CH₂-), in which *q* is from 1 to 20; any of the structures derivable from divinylbenzene, such as -CH₂(CH-)(C₆H₄)CH(CH₂-), where the notation C₆H₄ denotes a disubstituted benzene ring; any of the structures derivable from diallylether, such as -CH₂(CH-)CH₂OCH₂CH(CH₂-); any of the structures derivable from butadiene, such as -CH₂(CH-)(CH-)CH₂-; any of the structures derivable from piperylene, such as -CH₂(CH-)(CH-)CH₂(CH₃-); any of the structures derivable from isoprene, such as -CH₂(C-)(CH₃)(CH-)CH₂-; any of the vinyl-containing structures derivable from trivinylcyclohexane, such as -CH₂(CH-)(vinylC₆H₉)(CH-)CH₂-, -CH₂CH₂C₆H₉[(CH-)CH₂-]₂, -CH(CH₃)C₆H₉[(CH-)CH₂-]₂, and C₆H₉[(CH-)CH₂-]₃, where the notation C₆H₉ denotes any isomer of the trisubstituted cyclohexane ring; any of the saturated structures derivable from trivinylcyclohexane, such as -CH₂(CH-)C₆H₉[CH₂CH₂-]₂, and -CH₂(CH-

)C₆H₉[CH(CH₃-)][CH₂CH₂-], where the notation C₆H₉ denotes any isomer of the trisubstituted cyclohexane ring; any of the monounsaturated structures derivable from myrcene containing a trisubstituted C=C, such as -CH₂(C-[CH₂CH₂CH=C(CH₃)₂])CH₂CH₂-, -CH₂CH[CH₂CH₂CH=C(CH₃)₂](CH-)CH₂-; and pentaerythrityl, whose structure is C(CH₂-)₄.

[0047] Representative examples of didentate G² include, but are not limited to, structures derivable from nonconjugated terminal diolefins, such as -CH₂(CH₂)_{q+1}CH₂(CH₂-) and CH₂(CH₃)(CH₂)_qCH(CH₂-)₂, in which *q* is zero to 20; any of the structures derivable from divinylbenzene, such as -CH₂CH₂(C₆H₄)CH₂CH₂-, where the notation C₆H₄ denotes a disubstituted benzene ring; any of the structures derivable from butadiene, such as -CH₂CH₂CH₂CH₂-; any of the structures derivable from isoprene, such as -CH₂(CH)(CH₃)CH₂CH₂-, and -CH₂CH(CH₃)CH₂CH₂-; any structures derivable from trivinylcyclohexane, such as -CH₂CH₂(vinylC₆H₉)CH₂CH₂-, and (-CH₂CH₂)C₆H₉CH₂CH₃, where the notation C₆H₉ denotes any isomer of the trisubstituted cyclohexane ring; any of the structures derivable from myrcene, such as, -CH₂(CH)[CH₂CH₂CH=C(CH₃)₂]CH₂CH₂-; and the diethanolamine derivative, (-CH₂CH₂)NCH₃.

[0048] Representative examples of tridentate G² include, but are not limited to, structures derivable from nonconjugated terminal diolefins, such as -CH₂(CH₂)_{q+1}CH(CH₂-)- in which *q* is zero to 20; structures derivable from trivinylcyclohexane, such as (-CH₂CH₂)₃C₆H₉, where the notation C₆H₉ denotes any isomer of the trisubstituted cyclohexane ring; the structures derivable from trimethylolalkanes, such as CH₃CH₂CH₂C(CH₂-)₃ and CH₃CH₂C(CH₂-)₃; and the triethanolamine derivative, (-CH₂CH₂)₃N.

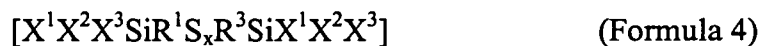
[0049] Representative examples of silated core polysulfide silanes of the present invention include any of the isomers of 2-triethoxysilyl-1,3-bis-(3-triethoxysilyl-1-propyltetrathio)propane, 4-(2-triethoxysilyl-1-ethyl)-1,2-bis-(13-triethoxysilyl-3,4,5,6-tetrathiatridecyl)cyclohexane; 4-(2-triethoxysilyl-1-ethyl)-1,2-bis-(13-triethoxysilyl-3,4,5,6-tetrathiatridecyl)cyclohexane; 4-(2-diethoxymethylsilyl-1-ethyl)-1,2-bis-(13-

triethoxysilyl-3,4,5,6-tetrathiatridecyl)cyclohexane; 4-(2-triethoxysilyl-1-ethyl)-1,2-bis-(10-triethoxysilyl-3,4,5,6,7-pentathiadecyl)cyclohexane; 1-(2-triethoxysilyl-1-ethyl)-2,4-bis-(10-triethoxysilyl-3,4,5,6,7-pentathiadecyl)cyclohexane; 1-(2-triethoxysilyl-1-ethyl)-2,4-bis-(9-triethoxysilyl-3,4,5,6-tetrathianonyl)cyclohexane, 2-(2-triethoxysilyl-1-ethyl)-1,4-bis-(9-triethoxysilyl-3,4,5,6-tetrathianonyl)cyclohexane; 4-(2-triethoxysilyl-1-ethyl)1,2-bis(8-triethoxysilyl-3,4,5-trithiaoctyl)cyclohexane; 2-(2-triethoxysilyl-1-ethyl)1,4-bis-(8-triethoxysilyl-3,4,5-trithiaoctyl)cyclohexane; 4-(2-triethoxysilyl-1-ethyl)-1,2-bis-(7-triethoxysilyl-3,4-dithiaheptyl)cyclohexane; 2-(2-triethoxysilyl-1-ethyl)-1,4-bis-(7-triethoxysilyl-3,4-dithiaheptyl)cyclohexane; 1-(2-triethoxysilyl-1-ethyl)-2,4-bis-(7-triethoxysilyl-3,4-dithiaheptyl)cyclohexane; 2-(2-triethoxysilyl-1-ethyl)-1(7-triethoxysilyl-3,4-dithiaheptyl)-2-(8-triethoxysilyl-3,4,5-trithiaoctyl)cyclohexane; 4-(2-triethoxysilyl-1-ethyl)-1,2-bis-(9-triethoxysilyl-3,4,5,6-tetrathianonyl)cyclohexane; 4-(2-triethoxysilyl-1-ethyl)-1,2-bis-(9-triethoxysilyl-3,4,5,6-tetrathianonyl)cyclohexane; 4-(2-triethoxysilyl-1-ethyl)-1,2-bis-(9-triethoxysilyl-3,4,5,6-tetrathianonyl)benzene; bis-[2-[4-(2-triethoxysilyl-1-ethyl)-3-(9-triethoxysilyl-3,4,5,6-tetrathianonyl)cyclohexyl]ethyl] tetrasulfide; bis-[2-[4-(2-triethoxysilyl-1-ethyl)-3-(9-triethoxysilyl-3,4,5,6-tetrathianonyl)cyclohexyl]ethyl] trisulfide; bis-[2-[4-(2-triethoxysilyl-1-ethyl)-3-(7-triethoxysilyl-3,4-dithiaheptyl)cyclohexyl]ethyl] disulfide; bis-[2-[4-(2-triethoxysilyl-1-ethyl)-3-(9-triethoxysilyl-3,4,5,6-tetrathianonyl)phenyl]ethyl] tetrasulfide; bis-2-[4-(2-triethoxysilyl-1-ethyl)-3-(9-triethoxysilyl-3,4,5,6-tetrathianonyl)hexyl]ethyl trisulfide; bis-[2-[4-(2-triethoxysilyl-1-ethyl)-3-(7-triethoxysilyl-3,4-dithiaheptyl)cyclohexyl]ethyl] disulfide.

[0050] In another embodiment of the present invention the Formulae (1), (2) and (3), are described wherein each occurrence of R^1 and R^3 are independently selected from a divalent hydrocarbon fragment having from 1 to about 5 carbon atoms that include branched and straight chain alkyl, alkenyl, alkynyl, aryl or aralkyl groups in which one hydrogen atom was substituted with a Y^1 or Y^2 group; each occurrence of Y^1 and Y^2 is chosen independently from silyl ($-\text{SiX}^1, \text{X}^2, \text{X}^3$); each occurrence of R^2 is a straight chain hydrocarbon represented by $-(\text{CH}_2)_f-$ where f is an integer from about 0 to about 3; each

occurrence of R^4 is chosen independently from a polyvalent hydrocarbon fragment of 3 to about 10 carbon atom that was obtained by substitution of hydrogen atoms equal to the sum of $a + c + e$, and include cyclic alkyl or aryl in which $a + c + e - 1$ hydrogens have been replaced; each occurrence of R^5 is chosen independently from a polyvalent hydrocarbon fragment of 3 to about 10 carbon atom that was obtained by substitution of hydrogen atoms equal to the sum of $c + e$, and include branched and straight chain alkyl, alkenyl, alkynyl, aryl and aralkyl groups in which $c + e - 1$ hydrogens have been replaced; each occurrence of X^1 is chosen independently from the set of hydrolyzable groups consisting of $-OH$, and $-OR^6$, in which R^6 is any monovalent hydrocarbon group having from 1 to 5 carbon atoms, and includes branched or straight chain alkyl, alkenyl, aryl or aralkyl groups; each occurrence of X^2 and X^3 is chosen independently taken from the group consisting of the members listed above for R^6 , the members listed above for X^1 and $-OSi$ containing groups that result from the condensation of silanols; each occurrence of the subscripts, a , b , c , d , e , f , m , n , o , p , and x , is independently given by a is 1 to about 2; b is 1 to about 3; c is 1; d is 1 to about 3; e is 1; f is 0 to about 3; m is 1, n is 1 to about 10; o is 0 to about 1; p is 1, and x is 1 to about 4.

[0051] According to another embodiment of the present invention, 30 to 99 weight percent of the silylated core polysulfide of the filler composition of the present invention is blended with 70 to 1 weight percent of another silane, including silanes of the structure represented in Formula (4)



wherein each occurrence of each occurrence of R^1 and R^3 are chosen independently from a divalent hydrocarbon fragment having from 1 to about 20 carbon atoms that include branched and straight chain alkyl, alkenyl, alkynyl, aryl or aralkyl groups in which one hydrogen atom was substituted with a silyl group, $(-SiX^1X^2X^3)$, wherein X^1 is chosen independently from the set of hydrolyzable groups consisting of $-Cl$, $-Br$, $-OH$, $-OR^6$, and $R^6C(=O)O-$, in which R^6 is any monovalent hydrocarbon group having from 1 to 20 carbon atoms, and includes branched or straight chain alkyl, alkenyl, aryl or aralkyl group

and X^2 and X^3 is chosen independently taken from the group consisting of hydrogen, the members listed above for R^6 , the members listed above for X^1 and $-OSi$ containing groups that result from the condensation of silanols. This mixture of the siled core polysulfide of Formula (1) and the other silanes of Formula (4) correspond to about 0.43 to 99. In another embodiment, the mixture of the siled core polysulfide of Formula (1) and the other silanes of Formula (4) are in a weight ratio of about 1 to 19.

[0052] Representative examples of this silane described by Formula (4) are listed in U. S. Patent 3,842,111, which is incorporated herein by reference, and include bis-(3-triethoxysilylpropyl) disulfide; bis-(3-triethoxysilylpropyl) trisulfide; bis-(3-triethoxysilylpropyl) tetrasulfide; bis(3-triethoxysilylpropyl) pentasulfide; bis-(3-diethoxymethylsilylpropyl) disulfide; bis-triethoxysilylmethyl disulfide; bis-(4-triethoxysilylbenzyl) disulfide; bis-(3-triethoxysilylphenyl) disulfide; and the like.

[0053] The bonding of sulfur to a methylene group on R^4 and R^5 is required because the methylene group mitigates excessive steric interactions between the silane and the filler and polymer. Two successive methylene groups mitigate steric interactions even further and also add flexibility to the chemical structure of the silane, thereby enhancing its ability to accommodate the positional and orientational constraints imposed by the morphologies of the surfaces of both the rubber and filler at the interphase, at the molecular level. The silane flexibility becomes increasingly important as the total number of silicon and sulfur atoms bound to G^1 and G^2 increases from 3 to 4 and beyond. Structures in which the polysulfide group is bonded directly to secondary and tertiary carbon atoms, ring structures, especially aromatic structures, are rigid and sterically hindered. The accelerators and curatives cannot readily orient themselves with the polysulfide group to affect reaction and the siled core polysulfide cannot readily orient itself to meet available binding sites on silica and polymer. This would tend to leave sulfur groups unbound to polymer, thereby reducing the efficiency by which the principle of multiple bonding of silane to polymer via multiple sulfur groups on silane, is realized.

[0054] The function of the other silanes in the filler is to occupy sites on the surface of the silica which aid in dispersing the silica and coupling with the polymer.

[0055] Fillers of the present invention can be used as carriers for liquid silanes and reinforcing fillers for elastomers in which the siled core polysulfide is capable of reacting or bonding with the surface. The fillers that are used as carrier should be non-reactive with the with the siled core polysulfide. The non-reactive nature of the fillers is demonstrated by ability of the siled core polysulfide to be extracted at greater than 50 percent of the loaded silane using an organic solvent. The extraction procedure is given in U. S. Patent 6,005,027, which is incorporated herein by reference. Carriers include, but are not limited to, porous organic polymers, carbon black, diatomaceous earth, and silicas that characterized by relatively low differential of less than 1.3 between the infrared absorbance at 3502 cm^{-2} of the silica when taken at $105\text{ }^{\circ}\text{C}$ and when taken at $500\text{ }^{\circ}\text{C}$, as described in U. S. Patent 6,005,027. In one embodiment, the amount of siled core polysulfide and, optionally, the other silanes of Formula (4) that can be loaded on the carrier is between 0.1 and 70 percent. In another embodiment, the siled core polysulfide and, optionally, the other silanes of Formula (4) are load on the carrier at concentrations between 10 and 50 percent. In yet another embodiment, the filler is a particulate filler.

[0056] Reinforcing fillers useful in the present invention include fillers in which the silanes are reactive with the surface of the filler. Representative examples of the fillers include, but are not limited to, inorganic fillers, siliceous fillers, metal oxides such as silica (pyrogenic and/or precipitated), titanium, aluminosilicate and alumina, clays and talc, and the like. Particulate, precipitated silica is useful for such purpose, particularly when the silica has reactive surface silanols. In one embodiment of the present invention, a combination of 0.1 to 20 percent siled core polysulfide and optionally, the other silanes of Formula (4) and 80 to 99.9 percent silica or other reinforcing fillers is utilized to reinforce various rubber products, including treads for tires. In another embodiment, a filler is comprising from about 0.5 to about 10 percent siled core polysulfide of Formula (1) and optionally a second silane of Formula (4) and about 90 to about 99.5 weight percent particulate filler. In another embodiment of the present invention, alumina can be used alone with the siled core polysulfide, or in combination

with silica and the silylated core polysulfide. The term, alumina, can be described herein as aluminum oxide, or Al_2O_3 . In a further embodiment of the present invention, the fillers may be in the hydrated form.

[0057] Mercury porosity surface area is the specific surface area determined by mercury porosimetry. Using this method, mercury is penetrated into the pores of the sample after a thermal treatment to remove volatiles. Set up conditions may be suitably described as using about a 100 mg sample; removing volatiles during about 2 hours at about 105 °C and ambient atmospheric pressure; ambient to about 2000 bars pressure measuring range. Such evaluation may be performed according to the method described in Winslow, Shapiro in ASTM bulletin, p.39 (1959) or according to DIN 66133. For such an evaluation, a CARLO-ERBA Porosimeter 2000 might be used. The average mercury porosity specific surface area for the silica should be in a range of about 100 to about 300 m^2/g .

[0058] The pore size distribution for the silica, alumina and aluminosilicate according to such mercury porosity evaluation is considered herein to be such that five percent or less of its pores have a diameter of less than about 10 nm, about 60 to about 90 percent of its pores have a diameter of about 10 to about 100 nm, about 10 to about 30 percent of its pores have a diameter at about 100 to about 1,000 nm, and about 5 to about 20 percent of its pores have a diameter of greater than about 1,000 nm.

[0059] Silica might be expected to have an average ultimate particle size, for example, in the range of about 10 to about 50 nm as determined by the electron microscope, although the silica particles may be even smaller, or possibly larger, in size. Various commercially available silicas may be considered for use in this invention such as, from PPG Industries under the HI-SIL trademark with designations HI-SIL 210, 243, etc.; silicas available from Rhone-Poulenc, with, for example, designation of ZEOSIL 1165MP; silicas available from Degussa with, for example, designations VN2 and VN3, etc. and silicas commercially available from Huber having, for example, a designation of HUBERSIL7 8745.

[0060] In one embodiment of the invention, the filler compositions may utilize the silylated core polysulfide with siliceous fillers such as silica, alumina and/or aluminosilicates in combination with carbon black reinforcing pigments. In another embodiment of the invention, the filler compositions may comprise a particulate filler mix of about 15 to about 95 weight percent of the siliceous filler, and about 5 to about 85 weight percent carbon black, and 0.1 to about 19 weight percent of silylated core polysulfide, wherein the carbon black has a CTAB value in a range of about 80 to about 150. In yet another embodiment of the invention, it is desirable to use a weight ratio of siliceous fillers to carbon black of at least about 3 to 1. In yet another embodiment, a weight ratio of siliceous fillers to carbon black of at least about 10 to 1. In still another embodiment of the present invention, the weight ratio of siliceous fillers to carbon black may range from about 3 to 1 to about 30 to 1.

[0061] In one embodiment of the invention, the filler can be comprised of about 60 to about 95 weight percent of silica, alumina and/or aluminosilicate and, correspondingly, about 40 to about 5 weight percent carbon black and from about 0.1 to 20 weight percent silylated core polysulfide of the present invention and optionally a second silane, with the proviso that the mixture of the components add up to 100 percent. The siliceous filler and carbon black may be pre-blended or blended together in the manufacture of the vulcanized rubber.

[0062] The filler can be essentially inert to the silane with which it is admixed as is the case with carbon black or organic polymers, or it can be reactive therewith, e.g., the case with carriers possessing metal hydroxyl surface functionality, e.g., silicas and other siliceous particulates which possess surface silanol functionality.

[0063] According to yet another embodiment of the present invention, a rubber composition is provided comprising:

- (a) a rubber component;
- (b) a free-flowing filler composition with a silylated core polysulfide of Formula (1);
- (c) and, optionally a second silane of Formula (4).

[0064] The siled core polysulfide silane(s) and optionally other silane coupling agents may be premixed or pre-reacted with the filler particles prior to the addition to the rubber mix, or added to a rubber mix during the rubber and filler processing, or mixing stages. If the siled core polysulfide silanes and, optionally, other silanes and filler are added separately to the rubber mix during the rubber and filler mixing, or processing stage, it is considered that the siled core polysulfide silane(s) then combine(s) in an in-situ fashion with the filler.

[0065] In accordance with another embodiment of the present invention, a cured rubber composition is provided comprising:

- (a) a rubber component;
- (b) a free-flowing filler composition with a siled core polysulfide of Formula (1)
- (c) optionally, silanes of Formula (4);
- (d) curatives; and
- (e) optionally, other additives.

[0066] The rubbers useful with the filler compositions of the present invention include sulfur vulcanizable rubbers including conjugated diene homopolymers and copolymers, and copolymers of at least one conjugated diene and aromatic vinyl compound. Suitable organic polymers for preparation of rubber compositions are well known in the art and are described in various textbooks including The Vanderbilt Rubber Handbook, Ohm, R.F., R.T. Vanderbilt Company, Inc., 1990 and in the Manual for the Rubber Industry, Kemperman, T and Koch, S. Jr., Bayer AG, LeverKusen, 1993.

[0067] In one embodiment of the present invention, the polymer for use herein is solution-prepared styrene-butadiene rubber (SSBR). In another embodiment of the invention, the solution prepared SSBR typically has a bound styrene content in a range of about 5 to about 50 percent, and about 9 to about 36 percent in another embodiment. According to another embodiment of the present invention, the polymer may be selected from the group consisting of emulsion-prepared styrene-butadiene rubber (ESBR), natural rubber (NR), ethylene-propylene copolymers and terpolymers (EP, EPDM),

acrylonitrile-butadiene rubber (NBR), polybutadiene (BR), and the like, and mixtures thereof.

[0068] In one embodiment, the rubber composition is comprised of at least one diene-based elastomer, or rubber. Suitable conjugated dienes include, but are not limited to, isoprene and 1,3-butadiene and suitable vinyl aromatic compounds include, but are not limited to, styrene and alpha methyl styrene. Polybutadiene may be characterized as existing primarily, typically about 90% by weight, in the cis-1,4-butadiene form, but other compositions may also be used for the purposes described herein.

[0069] Thus, the rubber is a sulfur curable rubber. Such diene based elastomer, or rubber, may be selected, for example, from at least one of cis-1,4-polyisoprene rubber (natural and/or synthetic), emulsion polymerization prepared styrene/butadiene copolymer rubber, organic solution polymerization prepared styrene/butadiene rubber, 3,4-polyisoprene rubber, isoprene/butadiene rubber, styrene/isoprene/butadiene terpolymer rubber, cis-1,4-polybutadiene, medium vinyl polybutadiene rubber (35-50 percent vinyl), high vinyl polybutadiene rubber (50-75 percent vinyl), styrene/isoprene copolymers, emulsion polymerization prepared styrene/butadiene/acrylonitrile terpolymer rubber and butadiene/acrylonitrile copolymer rubber. For some applications, an emulsion polymerization derived styrene/butadiene (ESBR) having a relatively conventional styrene content of about 20 to 28 percent bound styrene, or an ESBR having a medium to relatively high bound styrene content of about 30 to 45 percent may be used.

[0070] Emulsion polymerization prepared styrene/butadiene/acrylonitrile terpolymer rubbers containing 2 to 40 weight percent bound acrylonitrile in the terpolymer are also contemplated as diene based rubbers for use in this invention.

[0071] The vulcanized rubber composition should contain a sufficient amount of filler composition to contribute a reasonably high modulus and high resistance to tear. In one embodiment of the present invention, the combined weight of the filler composition may be as low as about 5 to about 100 parts per hundred parts (phr). In another embodiment, the combined weight of the filler composition is from about 25 to about 85 phr and at least one precipitated silica is utilized as a filler in another embodiment. The

silica may be characterized by having a BET surface area, as measured using nitrogen gas, in the range of about 40 to about 600 m²/g. In one embodiment of the invention, the silica has a BET surface area in a range of about 50 to about 300 m²/g. The BET method of measuring surface area is described in the Journal of the American Chemical Society, Volume 60, page 304 (1930). The silica typically may also be characterized by having a dibutylphthalate (DBP) absorption value in a range of about 100 to about 350, and more usually about 150 to about 300. Further, the silica, as well as the aforesaid alumina and aluminosilicate, may be expected to have a CTAB surface area in a range of about 100 to about 220. The CTAB surface area is the external surface area as evaluated by cetyl trimethylammonium bromide with a pH of about 9. The method is described in ASTM D 3849.

[0072] The rubber compositions of the present invention may be prepared by mixing one or more of the siled core polysulfide silanes and optionally other silanes with the organic polymer before, during or after the compounding of the filler composition into the organic polymer. The siled core polysulfide silanes and optionally other silanes also may be added before or during the compounding of the filler composition into the organic polymer, because these silanes facilitate and improve the dispersion of the filler. In another embodiment, the total amount of siled core polysulfide silane present in the resulting combination should be about 0.05 to about 25 parts by weight per hundred parts by weight of organic polymer (phr); and 1 to 10 phr in another embodiment. In yet another embodiment, fillers can be used in quantities ranging from about 5 to about 120 phr, and still in another embodiment, fillers can be used in quantities ranging from about 25 to about 110 phr, or about 25 to about 105 phr.

[0073] In practice, sulfur vulcanized rubber products typically are prepared by thermomechanically mixing rubber and various ingredients in a sequentially step-wise manner followed by shaping and curing the compounded rubber to form a vulcanized product. First, for the aforesaid mixing of the rubber and various ingredients, typically exclusive of sulfur and sulfur vulcanization accelerators (collectively, curing agents), the rubber(s) and various rubber compounding ingredients typically are blended in at least

one, and often (in the case of silica filled low rolling resistance tires) two or more, preparatory thermomechanical mixing stage(s) in suitable mixers. Such preparatory mixing is referred to as nonproductive mixing or non-productive mixing steps or stages. Such preparatory mixing usually is conducted at temperatures of about 140 °C to about 200 °C, and for some compositions, about 150 °C to about 170 °C. Subsequent to such preparatory mix stages, in a final mixing stage, sometimes referred to as a productive mix stage, curing agents, and possibly one or more additional ingredients, are mixed with the rubber compound or composition, at lower temperatures of typically about 50 °C to about 130 °C in order to prevent or retard premature curing of the sulfur curable rubber, sometimes referred to as scorching. The rubber mixture, also referred to as a rubber compound or composition, typically is allowed to cool, sometimes after or during a process intermediate mill mixing, between the aforesaid various mixing steps, for example, to a temperature of about 50 °C or lower. When it is desired to mold and to cure the rubber, the rubber is placed into the appropriate mold at a temperature of at least about 130 °C and up to about 200 °C which will cause the vulcanization of the rubber by the S-S bond-containing groups (i.e., disulfide, trisulfide, tetrasulfide, etc.; polysulfide) on the silylated core polysulfide silanes and any other free sulfur sources in the rubber mixture.

[0074] Thermomechanical mixing refers to the phenomenon whereby under the high shear conditions in a rubber mixer, the shear forces and associated friction occurring as a result of mixing the rubber compound, or some blend of the rubber compound itself and rubber compounding ingredients in the high shear mixer, the temperature autogeneously increases, i.e. it “heats up”. Several chemical reactions may occur at various steps in the mixing and curing processes.

[0075] The first reaction is a relatively fast reaction and is considered herein to take place between the filler and the silicon alkoxide group of the silylated core polysulfides. Such reaction may occur at a relatively low temperature such as, for example, at about 120 °C. The second reaction is considered herein to be the reaction which takes place between the sulfur-containing portion of the silylated core polysulfide

silane, and the sulfur vulcanizable rubber at a higher temperature; for example, above about 140 °C.

[0076] Another sulfur source may be used, for example, in the form of elemental sulfur, such as but not limited to S₈. A sulfur donor is considered herein as a sulfur containing compound which liberates free, or elemental sulfur, at a temperature in a range of about 140 °C to about 190 °C. Such sulfur donors may be, for example, although are not limited to, polysulfide vulcanization accelerators and organosilane polysulfides with at least two connecting sulfur atoms in its polysulfide bridge. The amount of free sulfur source addition to the mixture can be controlled or manipulated as a matter of choice relatively independently from the addition of the aforesaid siled core polysulfide silane. Thus, for example, the independent addition of a sulfur source may be manipulated by the amount of addition thereof and by the sequence of addition relative to the addition of other ingredients to the rubber mixture.

[0077] In one embodiment of the invention, the rubber composition may therefore comprise about 100 parts by weight rubber (phr) of at least one sulfur vulcanizable rubber selected from the group consisting of conjugated diene homopolymers and copolymers, and copolymers of at least one conjugated diene and aromatic vinyl compound; about 5 to 100 phr, preferably about 25 to 80 phr of at least one filler, up to about 5 phr curing agent, and about 0.05 to about 25 phr of at least one siled core polysulfide silane as described in the present invention.

[0078] In another embodiment, the filler composition comprises from about 1 to about 85 weight percent carbon black based on the total weight of the filler composition and 2 to about 20 parts by weight of at least one siled core polysulfide silane of the present invention based on the total weight of the filler composition.

[0079] The rubber composition may be prepared by first blending rubber, filler and siled core polysulfide silane, or rubber, filler pretreated with all or a portion of the siled core polysulfide silane and any remaining siled core polysulfide silane, in a first thermomechanical mixing step to a temperature of about 140 °C to about 200 °C for about 2 to about 20 minutes. The fillers may be pretreated with all or a portion of the siled

core polysulfide silane and any remaining silylated core polysulfide silane, in a first thermomechanical mixing step to a temperature of about 140 °C to about 200 °C for about 4 to 15 minutes. Optionally, the curing agent is then added in another thermomechanical mixing step at a temperature of about 50 °C and mixed for about 1 to about 30 minutes. The temperature is then heated again to between about 130 °C and about 200 °C and curing is accomplished in about 5 to about 60 minutes.

[0080] In another embodiment of the present invention, the process may also comprise the additional steps of preparing an assembly of a tire or sulfur vulcanizable rubber with a tread comprised of the rubber composition prepared according to this invention and vulcanizing the assembly at a temperature in a range of about 130 °C to about 200 °C.

[0081] Other optional ingredients may be added in the rubber compositions of the present invention including curing aids, i.e. sulfur compounds, including activators, retarders and accelerators, processing additives such as oils, plasticizers, tackifying resins, silicas, other fillers, pigments, fatty acids, zinc oxide, waxes, antioxidants and antiozonants, peptizing agents, reinforcing materials such as, for example, carbon black, and so forth. Such additives are selected based upon the intended use and on the sulfur vulcanizable material selected for use, and such selection is within the knowledge of one of skill in the art, as are the required amounts of such additives known to one of skill in the art.

[0082] The vulcanization may be conducted in the presence of additional sulfur vulcanizing agents. Examples of suitable sulfur vulcanizing agents include, for example elemental sulfur (free sulfur) or sulfur donating vulcanizing agents, for example, an amino disulfide, polymeric polysulfide or sulfur olefin adducts which are conventionally added in the final, productive, rubber composition mixing step. The sulfur vulcanizing agents, which are common in the art are used, or added in the productive mixing stage, in an amount ranging from about 0.4 to about 3 phr, or even, in some circumstances, up to about 8 phr, with a range of from about 1.5 to about 2.5 phr and all subranges

therebetween in one embodiment from 2 to about 2.5 phr and all subranges therebetween in another embodiment.

[0083] Optionally, vulcanization accelerators, i.e., additional sulfur donors, may be used herein. It is appreciated that may include the following examples, benzothiazole, alkyl thiuram disulfide, guanidine derivatives and thiocarbamates. Representative of such accelerators can be, but not limited to, mercapto benzothiazole (MBT), tetramethyl thiuram disulfide (TMTD), tetramethyl thiuram monosulfide (TMTM), benzothiazole disulfide (MBTS), diphenylguanidine (DPG), zinc dithiocarbamate (ZBEC), alkylphenoldisulfide, zinc iso-propyl xanthate (ZIX), N-dicyclohexyl-2-benzothiazolesulfenamide (DCBS), N-cyclohexyl-2-benzothiazolesulfenamide (CBS), N-tert-butyl-2-benzothiazolesulfenamide (TBBS), N-tert-butyl-2-benzothiazolesulfenimide (TBSI), tetrabenzylthiuram disulfide (TBzTD), tetraethylthiuram disulfide (TETD), N-oxydiethylenebenzothiazole-2-sulfenamide, N,N-diphenylthiourea, dithiocarbamylsulfenamide, N,N-diisopropylbenzothiazole-2-sulfenamide, zinc-2-mercaptotoluimidazole, dithiobis(N-methyl piperazine), dithiobis(N-beta-hydroxy ethyl piperazine) and dithiobis(dibenzyl amine). Other additional sulfur donors, may be, for example, thiuram and morpholine derivatives. Representative of such donors are, for example, but not limited to, dimorpholine disulfide, dimorpholine tetrasulfide, tetramethyl thiuram tetrasulfide, benzothiazyl-2,N-dithiomorpholide, thioplasts, dipentamethylenethiuram hexasulfide, and disulfidecaprolactam.

[0084] Accelerators are used to control the time and/or temperature required for vulcanization and to improve the properties of the vulcanizate. In one embodiment, a single accelerator system may be used, i.e., a primary accelerator. Conventionally, a primary accelerator(s) is used in total amounts ranging from about 0.5 to about 4 phr and all subranges therebetween in one embodiment, and from about 0.8 to about 1.5, phr and all subranges therebetween in another embodiment. Combinations of a primary and a secondary accelerator might be used with the secondary accelerator being used in smaller amounts (of about 0.05 to about 3 phr and all subranges therebetween) in order to activate and to improve the properties

of the vulcanizate. Delayed action accelerators may be used. Vulcanization retarders might also be used. Suitable types of accelerators are amines, disulfides, guanidines, thioureas, thiazoles, thiurams, sulfenamides, dithiocarbamates and xanthates. In one embodiment, the primary accelerator is a sulfenamide. If a second accelerator is used, the secondary accelerator can be a guanidine, dithiocarbamate and/or thiuram compounds. Preferably, tetrabenzylthiuram disulfide is utilized as a secondary accelerator in combination with N-tert-butyl-2-benzothiazolesulfenamide with or without diphenylguanidine. Tetrabenzylthiuram disulfide is a preferred accelerator as it does not lead to the production of nitrosating agents, such as, for example, tetramethylthiuram disulfide.

[0085] Typical amounts of tackifier resins, if used, comprise about 0.5 to about 10 phr and all subranges therebetween, usually about 1 to about 5 phr and all subranges therebetween. Typical amounts of processing aids comprise about 1 to about 50 phr and all subranges therebetween. Such processing aids can include, for example, aromatic, naphthenic, and/or paraffinic processing oils. Typical amounts of antioxidants comprise about 1 to about 5 phr. Representative antioxidants may be, for example, diphenyl-p-phenylenediamine and others, such as, for example, those disclosed in the Vanderbilt Rubber Handbook (1978), pages 344-346. Typical amounts of antiozonants, comprise about 1 to about 5 phr and all subranges therebetween. Typical amounts of fatty acids, if used, which can include stearic acid, comprise about 0.5 to about 3 phr and all subranges therebetween. Typical amounts of zinc oxide comprise about 2 to about 5 phr. Typical amounts of waxes comprise about 1 to about 5 phr and all subranges therebetween. Often microcrystalline waxes are used. Typical amounts of peptizers comprise about 0.1 to about 1 phr and all subranges therebetween. Typical peptizers may be, for example, pentachlorothiophenol and dibenzamidodiphenyl disulfide.

[0086] The rubber compositions of this invention can be used for various purposes. For example, it can be used for various tire compounds, weather stripping, and shoe soles. In one embodiment of the present invention, the rubber compositions described herein are particularly useful in tire treads, but may also be used for all other parts of the tire as well.

The tires can be built, shaped, molded and cured by various methods which are known and will be readily apparent to those having skill in such art.

EXAMPLES

[0087] The examples presented below demonstrate significant advantages of silanes described herein relative those of the currently practiced art, and their performance as coupling agents in silica-filled rubber.

Example 1

Preparation of (2-triethoxysilylethyl)-bis-(7-triethoxysilyl-3,4-dithiaheptyl)cyclohexane

[0088] This example illustrates the preparation of a siled core disulfide from a silane containing two vinyl groups through the formation of an intermediate thioacetate silane. The preparation of the (2-trimethoxysilylethyl)divinylcyclohexane was prepared by hydrosilation. Into a 5 L, three-neck round bottomed flask equipped with magnetic stir bar, temperature probe/controller, heating mantle, addition funnel, condenser, and air inlet were charged 1,2,4-trivinylcyclohexane (2,001.1 grams, 12.3 moles) and VCAT catalysts (1.96 grams, 0.01534 gram platinumium). Air was bubbled into the vinyl silane by means of the air inlet where the tube was below the surface of the silane. The reaction mixture was heated to 110°C and the trimethoxysilane (1,204 grams, 9.9 moles) was added over a 3.5 hour period. The temperature of the reaction mixture increased to a maximum value of 130°C. The reaction mixture was cooled to room temperature and 1,3,5-trimethyl-2,4,6-tris(3,5-di-*tert*-butyl-4-hydroxylbenzyl)benzene (3 grams, 0.004 mole) was added. The reaction mixture was distilled at 122°C and 1 mmHg pressure to give 1,427 grams of (2-trimethoxysilylethyl)divinylcyclohexane. The yield was 51 percent.

[0089] The (2-triethoxysilylethyl)divinylcyclohexane was prepared by transesterification. Into a 3 L, three-neck round bottomed flask equipped with magnetic stir bar, temperature probe/controller, heating mantle, addition funnel, distilling head and condenser, and nitrogen inlet were charged (2-trimethoxysilylethyl)divinylcyclohexane (284 grams, 2.33 moles), sodium ethoxide in ethanol (49 grams of 21% sodium ethoxide,

purchased from Aldrich Chemical) and ethanol (777 grams, 16.9 moles). The reaction mixture was heated and the methanol and ethanol were removed by distillation at atmospheric pressure. The crude product was then distilled at 106°C and under reduced pressure of 0.4 mmHg to give 675 grams of product, 89 percent yield.

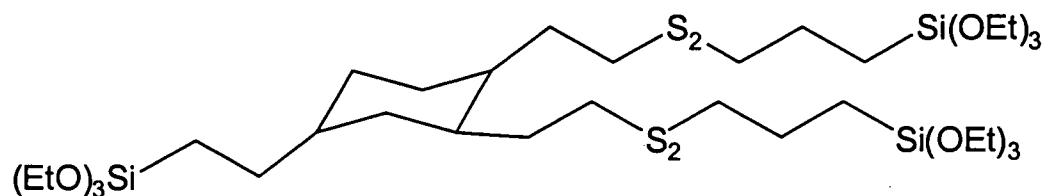
[0090] The (2-triethoxysilylethyl)-bis-(3-thia-4-oxopentyl)cyclohexane was prepared by addition of thioacetic acid to the divinylsilane. Into a 1 L, three-neck round bottomed flask equipped with magnetic stir bar, temperature probe/controller, heating mantle, addition funnel, condenser, air inlet and a sodium hydroxide scrubber, was charged thioacetic acid (210 grams, 2.71 moles). The (2-triethoxysilylethyl)divinylcyclohexane (400 grams, 1.23 moles) was added slowly over a period of 30 minutes and at room temperature by means of an addition funnel. The reaction was an exothermic reaction. The temperature of the mixture increased to 94.6°C. The mixture was stirred for 2.5 hours and allowed to cool to 38.8°C. Additional thioacetic acid (10 grams, 0.13 moles) was added and a slight exothermal reaction was observed. The reaction mixture was stirred overnight (18 hours) at about 25°C. Analysis indicated that the reaction mixture contained less than 2 percent thioacetic acid. Its overall purity was 91 percent. The reaction mixture was further purified by a distillation using a Kugel apparatus under reduced pressure.

[0091] The dimercaptosilane intermediate was prepared by removing the acetyl groups from (2-triethoxysilylethyl)-bis-(3-thia-4-oxopentyl)cyclohexane. Into a 5 L, three-neck round bottomed flask equipped with magnetic stir bar, temperature probe/controller, heating mantle, addition funnel, distilling head and condenser, 10-plate Oldershaw column and nitrogen inlet were charged (2-triethoxysilylethyl)-bis-(3-thia-4-oxopentyl)cyclohexane (2,000 grams, 4.1 moles), ethanol (546.8 grams, 11.8 moles) and sodium ethoxide in ethanol (108 grams of a 21% sodium ethoxide in ethanol). The pH of the reaction mixture was about 8. The reaction mixture was heated to 88° C for 24 hours to remove the ethyl acetate and ethanol from the reaction mixture. Twice ethanol (1 liter) was added to the mixture and the pH of the reaction mixture was increase to about 10 by the addition of 21% sodium ethoxide in ethanol (21 grams) and heated an additional 6.5 hours. The reaction mixture was cooled and then pressure filtered. The reaction mixture was stripped at a temperature less than 95° C

and 1 mmHg pressure. The stripped product was filtered to give (2-triethoxysilylethyl)-bis-(2-mercaptoethyl)cyclohexane (1398 grams, 3.5 moles, 86% yield).

[0092] The product, (2-triethoxysilylethyl)-bis-(7-triethoxysilyl-3,4-dithiaheptyl)cyclohexane, related oligomers and polysulfides, and bis-(3-triethoxysilylpropylpolysulfide) mixture, was prepared by reacting the dimercaptan silane with base, sulfur and 3-chloropropyltriethoxysilane. Into a 3 liter, round bottom flask equipped with a mechanical stirrer, temperature probe/controller, heating mantle, addition funnel, distilling head and Friedrich condenser, and nitrogen inlet was charged (2-triethoxysilylethyl)-bis-(2-mercaptoethyl)cyclohexane (504.3 grams, 1.28 moles). With rapid stirring, a solution of 21% sodium ethoxide in ethanol (829 grams, 2.56 moles), an additional 150 grams of ethanol and sulfur (sublimed powder form Aldrich Chemical, 86.4 grams, 2.7 moles). The solution was refluxed 3.5 hours and then 3-chloropropyltriethoxysilane (616.5 grams, 2.56 moles) over a period of 1.5 hours and then refluxed 17.5 hours. The solution was cooled and pressure filtered through a 2 micron and then a 0.1 micron filter. The filtrate was then stripped at 60 °C and 9 mmHg to remove the ethanol. The product (1027 grams) was analyzed by HPLC and the chromatogram is shown in Figure 1.

[0093] One isomer of (2-triethoxysilylethyl)-bis-(7-triethoxysilyl-3,4-dithiaheptyl)cyclohexane has the following structure:



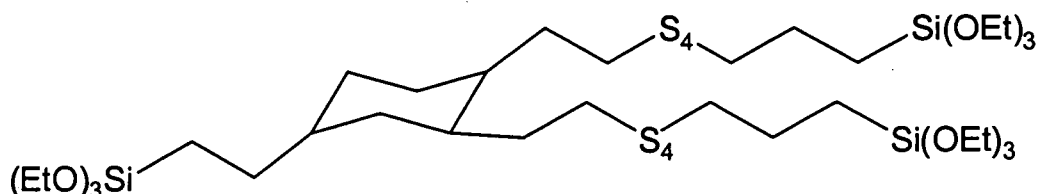
Example 2

Preparation of (2-triethoxysilylethyl)-bis-(7-triethoxysilyl-3,4,5,6-tetrathianonyl)cyclohexane

[0094] The dimercaptan silane intermediate, (2-triethoxysilylethyl)-bis-(2-mercaptoethyl)cyclohexane, was prepared by the procedure described in Example 1.

[0095] The product, (2-triethoxysilylethyl)-bis-(7-triethoxysilyl-3,4,5,6-tetrathianonyl)cyclohexane, related oligomers and polysulfides, and bis-(3-triethoxysilylpropyl) polysulfide mixture, was prepared by reacting the dimercaptan silane with base, sulfur and 3-chloropropyltriethoxysilane. Into a 5 liter, round bottom flask equipped with a mechanical stirrer, temperature probe/controller, heating mantle, addition funnel, distilling head and Friedrich condenser, and nitrogen inlet was charged (2-triethoxysilylethyl)-bis-(2-mercaptoethyl)cyclohexane (596.3 grams, 1.5 moles). With rapid stirring, a solution of 21% sodium ethoxide in ethanol (979.0 grams, 3.0 moles), an additional 600 grams of ethanol and sulfur (sublimed powder form Aldrich Chemical, 290.0 grams, 9.1 moles). The solution was refluxed overnight and then 3-chloropropyltriethoxysilane (740.0 grams, 3.07 moles) was added and refluxed for 16 hours. The solution was cooled and pressure filtered through a 0.1 micron filter. The filtrate was then stripped using a Rotavapor to remove the ethanol. The product (1,375 grams) was analyzed by HPLC, NMR and GC.

[0096] One isomer of (2-triethoxysilylethyl)-bis-(7-triethoxysilyl-3,4,5,6-tetrathianonyl)cyclohexane has the following structure:



Comparative Example A-E, Examples 3-7

The Use of Silanes in Low Rolling Resistant Tire Tread Formulation

[0097] A model low rolling resistance passenger tire tread formulation as described in Table 1 and a mix procedure were used to evaluate representative examples of the silanes of the present invention. The silane in Example 2 was mixed as follows in a "B" BANBURY® (Farrell Corp.) mixer with a 103 cu. in. (1690 cc) chamber volume. The mixing of the rubber was done in two steps. The mixer was turned on with the mixer at 80 rpm and the cooling water at 71° C. The rubber polymers were added to the mixer and ram down mixed for

30 seconds. The silica and the other ingredients in Masterbatch of Table 1 except for the silane and the oils were added to the mixer and ram down mixed for 60 seconds. The mixer speed was reduced to 35 rpm and then the silane and oils of the Materbatch were added to the mixer and ram down for 60 seconds. The mixer throat was dusted down and the ingredients ram down mixed until the temperature reached 149° C. The ingredients were then mixed for an addition 3 minutes and 30 seconds. The mixer speed was adjusted to hold the temperature between 152 and 157° C. The rubber was dumped (removed from the mixer), a sheet was formed on a roll mill set at about 85° to 88° C, and then allowed to cool to ambient temperature.

[0098] In the second step, Masterbatch was recharged into the mixer. The mixer's speed was 80 rpm, the cooling water was set at 71° C and the batch pressure was set at 6MPa. The Masterbatch was ram down mixed for 30 seconds and then the temperature of the Masterbatch was brought up to 149° C, and then the mixer's speed was reduce to 32 rpm. The rubber was mixed for 3 minutes and 20 seconds at temperatures between 152 and 157° C. After mixing, the rubber was dumped (removed from the mixer), a sheet was formed on a roll mill set at about 85° to 88° C, and then allowed to cool to ambient temperature.

[0099] The rubber Masterbatch and the curatives were mixed on a 15 cm × 33 cm two roll mill that was heated to between 48° and 52° C. The sulfur and accelerators were added to the rubber (Masterbatch) and thoroughly mixed on the roll mill and allowed to form a sheet. The sheet was cooled to ambient conditions for 24 hours before it was cured. The curing condition was 160° C for 20 minutes. Silane from Example 2 was compounded into the tire tread formulation according to the above procedure. The performance of the silane prepared in Examples 2 was compared to the performance of silanes which are practiced in the prior art, bis-(3-triethoxysilyl-1-propyl)disulfide (TESPD), and propyltriethoxysilane, Comparative Examples A-E. The test procedures were described in the following ASTM methods:

Mooney Scorch	ASTM D1646
Mooney Viscosity	ASTM D1646
Oscillating Disc Rheometer (ODR)	ASTM D2084

Storage Modulus, Loss Modulus, Tensile and Elongation	ASTM D412 and D224
DIN Abrasion	DIN Procedure 53516
Heat Buildup	ASTM D623
Percent Permanent Set	ASTM D623
Shore A Hardness	ASTM D2240

[00100] The results of this procedure are tabulated below in Table 1.

[00101] Table 1, listed in Examples 3 -7, presents the performance parameters of silated core polysulfide of the present invention, TESP, and propyltriethoxysilane. The physical properties of the rubber compounded with filler compositions comprising the silane from Example 2 are consistently and substantially higher than the control silanes.

[00102] The filler compositions comprising the silated core polysulfide silanes of the present invention impart superior performance to silica-filled elastomer compositions, including better coupling of the silica to the rubber, as illustrated by the higher reinforcement index. The better reinforcing index translates into performance improvements for the rubber compositions and articles manufactured from these rubbers.

Example 8

[00103] Zeosil 1165 MP silica from Rhone-Poulenc of Lyon, France (50 grams) with the following properties:

Characteristic	Value
BET surface area	180 m ² /g
CTAB surface area	160 m ² /g
DOP adsorption	270 ml/100 grams
Water loss at 105 °C	6%
Loss on ignition at 1000 °C	10.5%
SiO ₂	98.5%
Al ₂ O ₃	0.4%
pH	6.5

is poured into a 1 liter wide-mouthed jar. The open jar is placed in a ventilated oven at 105 °C and left for drying for 4 hours. The infrared absorption differential is 1.12. To the hot silica, the siled core polysulfide from Example 2 (50 grams) is added in one portion and the jar is closed and shaken manually for 30 seconds. The resulting compound is a dry, free-flowing solid that does not stick to the container walls.

The extraction test is performed in a 100 ml Soxhlet extraction apparatus equipped with a 250 round bottom flask. The siled core polysulfide and silica mixture (30 grams) is placed in a paper cartridge and acetone of dry analytical grade is placed in the flask. The extraction test is performed in 2 hours from reflux start. The flask is heated with a heating mantle to 88 °C. The cartridge is dried in an explosion-proof oven at 110 ° to constant weight. The weight-loss is calculated as a percent of extractable silane.

The mixture of the siled core polysulfide from Example 2 and silica is an example of silica used as a carrier.

Example 9

[00104] Zeosil 1165 MP silica from Rhone-Poulenc of Lyon, France (50 grams) with the following properties:

Characteristic	Value
BET surface area	180 m ² /g
CTAB surface area	160 m ² /g
DOP adsorption	270 ml/100 grams
Water loss at 105 °C	6%
Loss on ignition at 1000 °C	10.5%
SiO ₂	98.5%
Al ₂ O ₃	0.4%
pH	6.5

is poured into a 1 liter wide-mouthed jar. To the silica, the siled core polysulfide from Example 2 (4.25 grams) is added in one portion and the jar is closed and shaken manually for 10 minutes. The jar is opened and the siled core polysulfide and silica are heated to 140 °C

for 1 hour using a heating mantle and stirred vigorously using a mechanical mixer and metal stirring shaft. Heating the silica is intended to drive the reaction of the silylated core polysulfide with the silica and to remove the ethanol that is formed. The resulting compound is a dry, free-flowing solid that does not stick to the container walls. It is an example of a mixture where the silylated core polysulfide and silica have reacted to form an article where the two components are covalently bound to each other.

Example 10

[00105] SIPERNAT 22 silica from DeGussa AG of Frankfurt, Germany (50 grams) with the following properties:

Characteristic	Value
BET surface area	180 m ² /g
CTAB surface area	160 m ² /g
DOP adsorption	300 ml/100 grams
Water loss at 105 °C	6%
Loss on ignition at 1000 °C	11%
SiO ₂	98%
Al ₂ O ₃	0%
pH	6.0

is poured into a 1 liter wide-mouthed jar. To the silica, the silylated core polysulfide from Example 1 (2 grams) is added in one portion and the jar is closed and shaken manually for 10 minutes. The jar is opened and the silylated core polysulfide and silica are heated to 140 °C for 1 hour using a heating mantle and stirred vigorously using a mechanical mixer and metal stirring shaft. Heating the silica is intended to drive the reaction of the silylated core polysulfide with the silica and to remove the ethanol that is formed.

The resulting compound is a dry, free-flowing solid that does not stick to the container walls. It is an example of a mixture where the silylated core polysulfide and silica have reacted to form an article where the two components are covalently bound to each other.

Example 11

[00106] N330 Carbon Black from Columbian Chemical in Marietta, Georgia (100 grams) with the following properties:

Characteristic	Value
BET surface area	83 m ² /g
CTAB surface area	82 m ² /g
Iodine number	82 m ² /g

is poured into a 1 liter wide-mouthed jar. The open jar containing the N330 carbon black is placed in a ventilated oven at 120 °C and left for drying for 2 hours. To the hot carbon black, the siled core polysulfide from Example 2 (50 grams) is added in one portion and the jar is closed and shaken manually for 10 minutes. The resulting compound is a dry and free-flowing black powder.

The extraction test is performed in a 100 ml Soxhlet extraction apparatus equipped with a 250 round bottom flask. The siled core polysulfide and carbon mixture (30 grams) is placed in a paper cartridge and acetone of dry analytical grade is placed in the flask. The extraction test is performed in 2 hours from reflux start. The flask is heated with a heating mantle to 88 °C. The cartridge is dried in an explosion-proof oven at 110 ° to constant weight. The weight-loss is calculated as a percent of extractable silane.

The mixture of the siled core polysulfide from Example 2 and carbon black is an example of filler used as a carrier. The N330 is a reinforcing filler for elastomeric compositions. After the desorption of the liquid silane from the carbon black in the elastomeric composition, the carbon black functions as a reinforcing filler.

Example 12

The Use of Siled Core Polysulfides and Silica Mixtures in
Low Rolling Resistant Tire Tread Formulation

[00107] A model low rolling resistance passenger tire tread formulation that is described in Table 1, except that 17 phr siled core polysulfide and silica mixture of Example

8 replaces the silane from Example 2 and the Ultrasil VN3 GR silica loading was adjusted to 76.5 phr, is used to evaluate the performance of the siled core polysulfide on a silica carrier. The rubber compound is prepared according to the mix procedure that is described in Example 3. The example illustrates the utility of a siled core polysulfide on a silica carrier.

Example 13

The Use of Siled Core Polysulfides and Silica Mixtures in Low Rolling Resistant Tire Tread Formulation

[00108] A model low rolling resistance passenger tire tread formulation that is described in Table 1, except that 93.5 phr siled core polysulfide and silica mixture of Example 9 replaces the silane from Example 2 and the Ultrasil VN3 GR silica, is used to evaluate the performance of the siled core polysulfide on a silica carrier. The rubber compound is prepared according to the mix procedure that is described in Example 3. The example illustrates the utility of a siled core polysulfide that is preformed and has coupled to the silica filler.

Example 14

The Use of Siled Core Polysulfides and Silica Mixtures in Low Rolling Resistant Tire Tread Formulation

[00109] A model low rolling resistance passenger tire tread formulation that is described in Table 1, except that 93.5 phr siled core polysulfide and silica mixture of Example 10 replaces the silane from Example 2 and the Ultrasil VN3 GR silica, is used to evaluate the performance of the siled core polysulfide on a silica filler. The rubber compound is prepared according to the mix procedure that is described in Example 3. The example illustrates the utility of a siled core polysulfide that is preformed and has coupled to the silica filler before addition to the rubber mix.

Example 15

The Use of Silated Core Polysulfides and Carbon Black Mixture in
Low Rolling Resistant Tire Tread Formulation

[00110] A model low rolling resistance passenger tire tread formulation that is described in Table 1, except that 25.7 phr silated core polysulfide and carbon black mixture of Example 11 replaces the silane from Example 2 and the 12 phr carbon black, is used to evaluate the performance of the silated core polysulfide on a carbon black carrier. The rubber compound is prepared according to the mix procedure that is described in Example 3. The example illustrates the utility of a silated core polysulfide on a carbon black carrier.

Table 1

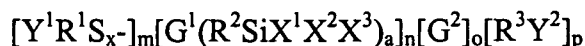
Example Number		Comp. Ex.	Example	Comp. Ex.	Example	Comp. Ex.	Comp Ex.	Example	Comp. Ex.	Example	Example
		A	3	B	4	C	D	5	E	6	7
Ingredients	Units										
Masterbatch											
SMR-10, natural rubber	phr	10.00	10.00	10.00	10.00	10.00	10.00	10.00	10.00	10.00	10.00
Budene 1207, polybutadiene	phr	35.00	35.00	35.00	35.00	35.00	35.00	35.00	35.00	35.00	35.00
Buna VSL 5025-1, oil-ext. sSBR	phr	75.63	75.63	75.63	75.63	75.63	75.63	75.63	75.63	75.63	75.63
N339, carbon black	phr	12.00	12.00	12.00	12.00	12.00	12.00	12.00	12.00	12.00	12.00
Ultrasil VN3 GR, silica	phr	85.00	85.00	85.00	85.00	85.00	85.00	85.00	85.00	85.00	85.00
Sundex 8125TN, process oil.	phr	6.37	6.37	6.37	6.37	6.37	6.37	6.37	6.37	6.37	6.37
Erucical H102, rapeseed oil	phr	5.00	5.00	5.00	5.00	5.00	5.00	5.00	5.00	5.00	5.00
Flexzone 7P, antiozonant	phr	2.00	2.00	2.00	2.00	2.00	2.00	2.00	2.00	2.00	2.00
TMQ	phr	2.00	2.00	2.00	2.00	2.00	2.00	2.00	2.00	2.00	2.00
Sunproof Improved, wax	phr	2.50	2.50	2.50	2.50	2.50	2.50	2.50	2.50	2.50	2.50
Kadox 720C, zinc oxide	phr	2.50	2.50	2.50	2.50	2.50	2.50	2.50	2.50	2.50	2.50
Industrene R, stearic acid	phr	1.00	1.00	1.00	1.00	1.00	1.00	1.00	1.00	1.00	1.00
Aktioplast ST, disperser	phr	4.00	4.00	4.00	4.00	4.00	4.00	4.00	4.00	4.00	4.00
Silane TESP	phr	6.00		6.00			6		6		
Silane, propyltriethoxysilane	phr	-		-			5.22				
Silane Example 2	phr	-	8.50		8.50			8.5		8.5	8.5
Catalysts											
cyclohexyl amine	phr	0.75	0.75	0.75	0.75	0.75	0.75	0.75	0.75	0.75	0.75
Naugex MBT	phr								0.1	0.1	0.1
MBTS	phr								1.26	1.26	1.26
TMTD	phr					1.82	1.82	1.82			
TMTM	phr			1.58	1.58						
Diphenyl guanidine	phr								2	2	2
Propyl zithate	phr	2.54	2.54								
Rubbermakers sulfur 167	phr								2	2	
total	phr	252.29	254.78	251.32	253.82	251.56	250.78	254.06	255.10	257.60	255.60
Specific Gravity	g/cm ³	1.20	1.21	1.20	1.20	1.202	1.199	1.204	1.207	1.208	1.204
Physical Properties											
Mooney Viscosity at 100 Celsius											
ML1+3	mooney units	71.2		72.4	77.1	72.2	110.5	95.6	68.9	82.8	76.1
Minimum Torque (Mooney Low)	dNm	2.8	6.33	2.99	2.9	3.2	11.7	3.62	2.7	3.33	2.87
Maximum Torque (Mooney High)	dNm	6.45	12.41	8	14.57	12.27	16.77	19	19.01	24.72	15.52
Torque (Max-Min)	dNm	3.65	6.08	5.01	11.67	9.07	5.07	15.38	16.31	21.39	12.65
1.13 DNM RISE	min	0.82	0.51	0.54	0.6	0.47	0.11	0.44	0.52	0.38	0.57
2.26 DNM RISE	min	3.53	1.27	1.32	0.99	0.84	0.15	0.61	0.68	0.51	1
Cure, 160 Celsius for 20 minutes											
T-10	min	0.39	0.39	0.36	0.67	0.44	0.11	0.53	0.63	0.52	0.67
T-40	min	1.55	2.07	1.33	1.92	1.36	0.52	1.3	1.2	1.24	3.31
T-95	min	24.59	26.48	23.53	22.36	18.69	4.64	18.85	13.71	19.61	21.75
cure time	min	20	20	20	20	20	20	20	20	20	20
50% Modulus	MPa	0.4	0.733	0.4	0.9	0.7	0.5	1.367	1.3	1.767	0.967
100% Modulus	MPa	0.4	1	0.4	1.3	0.9	0.5	2.4	2.3	3.367	1.367
300% Modulus	MPa	0.5	3.2	0.5	4.767	2.7	0.7	11.93	10.03	14.8	5.133
Reinforcement Index		1.3	3.2	1.3	3.7	3	1.4	5	4.4	4.4	3.8
Tensile	MPa	0.7	4.467	0.7	14.13	11.47	3.3	16.73	16.17	16.03	13.77
Elongation	%	849.2	440.3	875.2	666.5	887.9	1280	414.9	477.7	349.6	635.6
M300 - M100		0.1	2.2	0.1	3.5	1.8	0.2	9.5	7.7	11.4	3.8
Durometer Shore "A"	shore A	36.7	51.7	41.1	59.3	54.8	49.6	67.4	67.9	70.9	59.8
Zwick Rebound, Room Temperat	percent	23.8	30.9	22.3	32	28.8	24.2	36.4	28.9	33.8	30.4
Zwick Rebound, 70 Celsius	percent	26.4	37.5	25.4	40.4	36.4	27.2	49.2	45.2	52.4	41.9
Delta Rebound, 70 C - RT	percent	2.6	6.6	3.1	10.4	7.6	3	12.8	16.3	18.6	11.5
energy at Break		4.6	10.15	4.65	41	45.69	21.25	31.19	36.23	27.03	38.65

[00111] While the above description contains many specifics, these specifics should not be construed as limitations of the invention, but merely as exemplifications of preferred embodiments thereof. Those skilled in the art will envision many other embodiments within the scope and spirit of the invention as defined by the claims appended hereto.

WHAT IS CLAIMED IS:

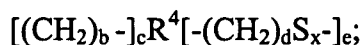
1. A preformed, free-flowing filler composition which comprises:

- a) a filler;
- b) a first silane which is a silylated core polysulfide having the general formula

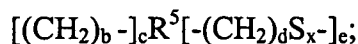


wherein:

each occurrence of G^1 is independently selected from a polyvalent hydrocarbon species having from 1 to about 30 carbon atoms containing a polysulfide group represented by the general formula:



each occurrence of G^2 is independently selected from a polyvalent hydrocarbon species of 1 to about 30 carbon atoms containing a polysulfide group represented by the general formula:



each occurrence of R^1 and R^3 is independently selected from a divalent hydrocarbon fragment having from 1 to about 20 carbon atoms;

each occurrence of Y^1 and Y^2 is independently selected from consisting of silyl ($-SiX^1X^2X^3$), hydrogen, alkoxy ($-OR^6$), carboxylic acid, ester ($-C(=O)OR^6$) wherein R^6 is a monovalent hydrocarbon group having from 1 to 20 carbon atoms;

each occurrence of R^2 is a straight chain hydrocarbon represented by $-(CH_2)_f-$;

each occurrence of R^4 is independently selected from a polyvalent hydrocarbon fragment of 1 to about 28 carbon atom that was obtained by substitution of hydrogen atoms equal to the sum of $a + c + e$, and include cyclic, branched and straight chain alkyl, alkenyl, alkynyl, aryl and aralkyl groups in which $a + c + e - 1$ hydrogens have been replaced, or a polyvalent heterocarbon fragment from 1 to 27 carbon atoms;

each occurrence of R^5 is independently selected from a polyvalent hydrocarbon fragment of 1 to about 28 carbon atom that was obtained by substitution of hydrogen

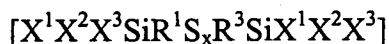
atoms equal to the sum of $c + e$, and include cyclic, branched and straight chain alkyl, alkenyl, alkynyl, aryl and aralkyl groups in which $c + e - 1$ hydrogens have been replaced, or a polyvalent heterocarbon fragment from 1 to 27 carbon atoms;

each occurrence of X^1 is independently selected from the group consisting of -Cl, -Br, -OH, -OR⁶, and R⁶C(=O)O-, wherein R⁶ is a monovalent hydrocarbon group having from 1 to 20 carbon atoms;

each occurrence of X^2 and X^3 is independently selected from the group consisting of hydrogen, R⁶, wherein R⁶ is a monovalent hydrocarbon group having from 1 to 20 carbon atoms, X^1 , wherein X^1 is independently selected from the group consisting of -Cl, -Br, -OH, -OR⁶, and R⁶C(=O)O-, wherein R⁶ is a monovalent hydrocarbon group having from 1 to 20 carbon atoms, and -OSi containing groups that result from the condensation of silanols;

each occurrence of the subscripts, a, b, c, d, e, f, m, n, o, p, and x, is independently given by a, c and e are 1 to about 3; b is 1 to about 5; d is 1 to about 5; f is 0 to about 5; m and p are 1 to about 100; n is 1 to about 15; o is 0 to about 10; and x is 1 to about 10; and, optionally,

c) a second silane having the general formula



wherein;

each occurrence of each occurrence of R¹ and R³ are chosen independently from a divalent hydrocarbon fragment having from 1 to about 20 carbon atoms that include branched and straight chain alkyl, alkenyl, alkynyl, aryl or aralkyl groups wherein one hydrogen atom was substituted with a silyl group, (-SiX¹X²X³), wherein X¹ is independently selected from the groups consisting of -Cl, -Br, -OH, -OR⁶, and R⁶C(=O)O-, wherein R⁶ is any monovalent hydrocarbon group having from 1 to 20 carbon atoms, and includes branched or straight chain alkyl, alkenyl, aryl or aralkyl group and X² and X³ is independently selected from the group consisting of hydrogen, R⁶, X¹, and -OSi containing groups that result from the condensation of silanols.

2. The free-flowing filler composition of Claim 1 wherein the filler is chemically inert relative to silane.

3. The free-flowing filler composition of Claim 1 wherein the filler is chemically reactive to the silane and silane is chemically bonded to said chemically reactive filler.

4. The free-flowing filler composition of Claim 2 wherein the filler is carbon black.

5. The free-flowing filler composition of Claim 3 wherein the chemically reactive filler possesses surface metal hydroxyl functionality.

6. The free-flowing filler composition of Claim 5 wherein the chemically reactive filler is a siliceous material.

7. The free-flowing filler composition of Claim 6 wherein the siliceous material is a silica.

8. The free-flowing filler composition of Claim 1 wherein the filler is a mixture of filler chemically inert relative to the silane and filler which is chemically reactive to the silane and chemically bonded thereto.

9. The free-flowing filler composition of Claim 8 wherein the inert filler is carbon black and the chemically reactive filler is a silica.

10. The free-flowing filler composition of Claim 1 wherein the silylated core polysulfide is selected from the group consisting of 2-triethoxysilyl-1,3-bis-(3-triethoxysilyl-1-propyltetrathio)propane, 4-(2-triethoxysilyl-1-ethyl)-1,2-bis-(13-triethoxysilyl-3,4,5,6-tetrathiatridecyl)cyclohexane; 4-(2-triethoxysilyl-1-ethyl)-1,2-bis-(13-triethoxysilyl-3,4,5,6-tetrathiatridecyl)cyclohexane; 4-(2-diethoxymethylsilyl-1-ethyl)-1,2-bis-(13-triethoxysilyl-3,4,5,6-tetrathiatridecyl)cyclohexane; 4-(2-triethoxysilyl-1-ethyl)-1,2-bis-(10-triethoxysilyl-3,4,5,6,7-pentathiadecyl)cyclohexane; 1-(2-triethoxysilyl-1-ethyl)-2,4-bis-(10-triethoxysilyl-3,4,5,6,7-pentathiadecyl)cyclohexane; 1-(2-triethoxysilyl-1-ethyl)-2,4-bis-(9-triethoxysilyl-3,4,5,6-tetrathianonyl)cyclohexane, 2-(2-triethoxysilyl-1-ethyl)-1,4-bis-(9-triethoxysilyl-3,4,5,6-tetrathianonyl)cyclohexane; 4-(2-triethoxysilyl-1-ethyl)1,2-bis(8-triethoxysilyl-

3,4-5-trithiaoctyl)cyclohexane; 2-(2-triethoxysilyl-1-ethyl)1,4-bis-(8-triethoxysilyl-3,4,5-trithiaoctyl)cyclohexane; 4-(2-triethoxysilyl-1-ethyl)-1,2-bis-(7-triethoxysilyl-3,4-dithiaheptyl)cyclohexane; 2-(2-triethoxysilyl-1-ethyl)-1,4-bis-(7-triethoxysilyl-3,4-dithiaheptyl)cyclohexane; 1-(2-triethoxysilyl-1-ethyl)-2,4-bis-(7-triethoxysilyl-3,4-dithiaheptyl)cyclohexane; 2-(2-triethoxysilyl-1-ethyl)-1(7-triethoxysilyl-3,4-dithiaheptyl)-2-(8-triethoxysilyl-3,4,5-trithiaoctyl)cyclohexane; 4-(2-triethoxysilyl-1-ethyl)-1,2-bis-(9-triethoxysilyl-3,4,5,6-tetrathianonyl)cyclohexane; 4-(2-triethoxysilyl-1-ethyl)-1,2-bis-(9-triethoxysilyl-3,4,5,6-tetrathianonyl)cyclohexane; 4-(2-triethoxysilyl-1-ethyl)-1,2-bis-(9-triethoxysilyl-3,4,5,6-tetrathianonyl)benzene; bis-[2-[4-(2-triethoxysilyl-1-ethyl)-3-(9-triethoxysilyl-3,4,5,6-tetrathianonyl)cyclohexyl]ethyl] tetrasulfide; bis-[2-[4-(2-triethoxysilyl-1-ethyl)-3-(9-triethoxysilyl-3,4,5,6-tetrathianonyl)cyclohexyl]ethyl] trisulfide; bis-[2-[4-(2-triethoxysilyl-1-ethyl)-3-(7-triethoxysilyl-3,4-dithiaheptyl)cyclohexyl]ethyl] disulfide; bis-[2-[4-(2-triethoxysilyl-1-ethyl)-3-(9-triethoxysilyl-3,4,5,6-tetrathianonyl)phenyl]ethyl] tetrasulfide; bis-2-[4-(2-triethoxysilyl-1-ethyl)-3-(9-triethoxysilyl-3,4,5,6-tetrathianonyl)hexyl]ethyl trisulfide; bis-[2-[4-(2-triethoxysilyl-1-ethyl)-3-(7-triethoxysilyl-3,4-dithiaheptyl)cyclohexyl]ethyl] disulfide and mixtures thereof.

11. The free-flowing filler composition of Claim 10 wherein the filler is chemically inert relative to silane.

12. The free-flowing filler composition of Claim 10 wherein the filler is chemically reactive to the silane and silane is chemically bonded to said chemically reactive filler.

13. The free-flowing filler composition of Claim 11 wherein the filler is carbon black.

14. The free-flowing filler composition of Claim 12 wherein the chemically reactive filler possesses surface metal hydroxyl functionality

15. The free-flowing filler composition of Claim 14 wherein the chemically reactive filler is a siliceous material.

16. The free-flowing filler composition of Claim 15 wherein the siliceous material is a silica.

17. The free-flowing filler composition of Claim 10 wherein the filler is a mixture of filler chemically inert relative to the silane and filler which is chemically reactive to the silane and chemically bonded thereto.

18. The free-flowing filler composition of Claim 17 wherein the inert filler is carbon black and the chemically reactive filler is a silica.

19. The free-flowing filler composition of Claim 1 containing from about 30 to about 99.9 weight percent filler, the balance of the composition being first silane (b) or mixture of first silane (b) and second silane (c).

20. The free-flowing filler composition of Claim 1 containing from about 50 to about 90 weight percent filler, the balance of the composition being first silane (b) or mixture of first silane (b) and second silane (c).

21. The free-flowing filler composition of Claim 11 containing from about 30 to about 99.9 weight percent chemically inert filler, the balance of the composition being first silane (b) or mixture of first silane (b) and second silane (c).

22. The free-flowing filler composition of Claim 11 containing from about 50 to about 90 weight percent chemically inert filler, the balance of the composition being first silane (a) or mixture of first silane (b) and second silane (c).

23. The free-flowing filler composition of Claim 12 containing from about 80 to about 99.9 weight percent chemically reactive filler, the balance of the composition being first silane (b) or mixture of first silane (b) and second silane (c).

24. The free-flowing filler composition of Claim 12 containing from about 90 to about 99.5 weight percent chemically reactive filler, the balance of the composition being first silane (b) or mixture of first silane (b) and second silane (c).

25. The free-flowing filler composition of Claim 17 containing from about 5 to about 85 weight percent inert filler and from about 15 to about 95 chemically reactive filler, and from about 0.1 to 19 weight percent first silane (b) or mixture of first silane (b) and second silane (c).

26. The free-flowing filler composition of Claim 17 containing from about 40 to about 5 weight percent inert filler and from about 60 to about 95 weight percent chemically reactive filler, and from about 0.1 to 20 weight percent first silane (b) or mixture of first silane (b) and second silane (c).

27. The free-flowing filler composition of Claim 1 wherein the particulate filler comprises from about 15 to about 95 weight percent siliceous materials and from about 5 to about 85 weight percent carbon black, and about 0.1 to 70 weight percent first silane (b) or mixture of first silane (b) and second silane (c).

28. The free-flowing filler composition of Claim 1 wherein the particulate filler comprises from about 60 to about 95 weight percent siliceous material and from about 40 to about 5 weight percent carbon black, and from about 0.1 to 70 weight percent first silane (b) or mixture of first silane (b) and second silane (c).

29. The free-flowing filler composition of Claim 19 wherein the silane is a mixture of first silane (b) and second silane (c) in a weight ratio of from about 0.43 to about 99.

30. The free-flowing filler composition of Claim 19 wherein the silane is a mixture of first silane (b) and second silane (c) in a weight ratio of from about 1 to about 19.

31. A rubber composition comprising at least one rubber, at least one free-flowing filler composition of Claim 1, a curative and, optionally, at least one other additive selected from the group consisting of sulfur compounds, activators, retarders, accelerators, processing additives, oils, plasticizers, tackifying resins, silicas, fillers, pigments, fatty acids, zinc oxide, waxes, antioxidants and antiozonants, peptizing agents, reinforcing materials, and mixtures thereof.

32. A rubber composition comprising at least one rubber, at least one free-flowing filler composition of Claim 2, a curative and, optionally, at least one other additive selected from the group consisting of sulfur compounds, activators, retarders, accelerators, processing additives, oils, plasticizers, tackifying resins, silicas, fillers,

pigments, fatty acids, zinc oxide, waxes, antioxidants and antiozonants, peptizing agents, reinforcing materials, and mixtures thereof.

33. A rubber composition comprising at least one rubber, at least one free-flowing filler composition of Claim 3, a curative and, optionally, at least one other additive selected from the group consisting of sulfur compounds, activators, retarders, accelerators, processing additives, oils, plasticizers, tackifying resins, silicas, fillers, pigments, fatty acids, zinc oxide, waxes, antioxidants and antiozonants, peptizing agents, reinforcing materials, and mixtures thereof.

34. A rubber composition comprising at least one rubber, at least one free-flowing filler composition of Claim 8, a curative and, optionally, at least one other additive selected from the group consisting of sulfur compounds, activators, retarders, accelerators, processing additives, oils, plasticizers, tackifying resins, silicas, fillers, pigments, fatty acids, zinc oxide, waxes, antioxidants and antiozonants, peptizing agents, reinforcing materials, and mixtures thereof.

35. A rubber composition comprising at least one rubber, at least one free-flowing filler composition of Claim 9, a curative and, optionally, at least one other additive selected from the group consisting of sulfur compounds, activators, retarders, accelerators, processing additives, oils, plasticizers, tackifying resins, silicas, fillers, pigments, fatty acids, zinc oxide, waxes, antioxidants and antiozonants, peptizing agents, reinforcing materials, and mixtures thereof.

36. A rubber composition comprising at least one rubber, at least one free-flowing filler composition of Claim 10, a curative and, optionally, at least one other additive selected from the group consisting of sulfur compounds, activators, retarders, accelerators, processing additives, oils, plasticizers, tackifying resins, silicas, fillers, pigments, fatty acids, zinc oxide, waxes, antioxidants and antiozonants, peptizing agents, reinforcing materials, and mixtures thereof.

37. A rubber composition comprising at least one rubber, at least one free-flowing filler composition of Claim 11, a curative and, optionally, at least one other additive selected from the group consisting of sulfur compounds, activators, retarders,

accelerators, processing additives, oils, plasticizers, tackifying resins, silicas, fillers, pigments, fatty acids, zinc oxide, waxes, antioxidants and antiozonants, peptizing agents, reinforcing materials, and mixtures thereof.

38. A rubber composition comprising at least one rubber, at least one free-flowing filler composition of Claim 12, a curative and, optionally, at least one other additive selected from the group consisting of sulfur compounds, activators, retarders, accelerators, processing additives, oils, plasticizers, tackifying resins, silicas, fillers, pigments, fatty acids, zinc oxide, waxes, antioxidants and antiozonants, peptizing agents, reinforcing materials, and mixtures thereof.

39. A rubber composition comprising at least one rubber, at least one free-flowing filler composition of Claim 17, a curative and, optionally, at least one other additive selected from the group consisting of sulfur compounds, activators, retarders, accelerators, processing additives, oils, plasticizers, tackifying resins, silicas, fillers, pigments, fatty acids, zinc oxide, waxes, antioxidants and antiozonants, peptizing agents, reinforcing materials, and mixtures thereof.

40. A rubber composition comprising at least one rubber, at least one free-flowing filler composition of Claim 19, a curative and, optionally, at least one other additive selected from the group consisting of sulfur compounds, activators, retarders, accelerators, processing additives, oils, plasticizers, tackifying resins, silicas, fillers, pigments, fatty acids, zinc oxide, waxes, antioxidants and antiozonants, peptizing agents, reinforcing materials, and mixtures thereof.

41. A rubber composition comprising at least one rubber, at least one free-flowing filler composition of Claim 21, a curative and, optionally, at least one other additive selected from the group consisting of sulfur compounds, activators, retarders, accelerators, processing additives, oils, plasticizers, tackifying resins, silicas, fillers, pigments, fatty acids, zinc oxide, waxes, antioxidants and antiozonants, peptizing agents, reinforcing materials, and mixtures thereof.

42. A rubber composition comprising at least one rubber, at least one free-flowing filler composition of Claim 23, a curative and, optionally, at least one other

additive selected from the group consisting of sulfur compounds, activators, retarders, accelerators, processing additives, oils, plasticizers, tackifying resins, silicas, fillers, pigments, fatty acids, zinc oxide, waxes, antioxidants and antiozonants, peptizing agents, reinforcing materials, and mixtures thereof.

43. A rubber composition comprising at least one rubber, at least one free-flowing filler composition of Claim 25, a curative and, optionally, at least one other additive selected from the group consisting of sulfur compounds, activators, retarders, accelerators, processing additives, oils, plasticizers, tackifying resins, silicas, fillers, pigments, fatty acids, zinc oxide, waxes, antioxidants and antiozonants, peptizing agents, reinforcing materials, and mixtures thereof.

44. The rubber composition of Claim 31 wherein the rubber component is at least one sulfur vulcanizable rubber selected from the group consisting of conjugated diene homopolymers and copolymers, copolymers of at least one conjugated diene and aromatic vinyl compound and mixtures thereof.

45. The rubber composition of Claim 31 wherein the rubber component is at least one natural rubber.

46. The rubber composition of Claim 31 wherein the rubber component is at least one emulsion polymerization-derived rubber.

47. The rubber composition of Claim 31 wherein the rubber component is at least one solvent polymerization-derived rubber.

48. The rubber composition of Claim 31 wherein the emulsion polymerization-derived rubber is at least one such rubber selected from the group consisting of styrene/ butadiene rubber, emulsion-prepared styrene-butadiene rubber, ethylene-propylene copolymers and terpolymer, butadiene/acrylonitrile rubber, polybutadiene rubber and styrene/butadiene/acrylonitrile rubber.

49. The rubber composition of Claim 47 wherein the solvent polymerization-derived rubber is styrene/butadiene rubber containing from about 5 to about 50 percent vinyl content.

50. The rubber composition of Claim 49 wherein the solvent polymerization derived rubber is styrene/butadiene rubber containing from about 9 to about 36 percent vinyl content.

51. The rubber composition of Claim 47 wherein the conjugated diene is selected from the group consisting of isoprene, 1,3-butadiene, styrene 3 alpha methyl styrene and mixtures thereof.

52. The rubber composition of Claim 47 wherein polybutadiene is about 90 weight percent in the cis-1,4-butadiene form.

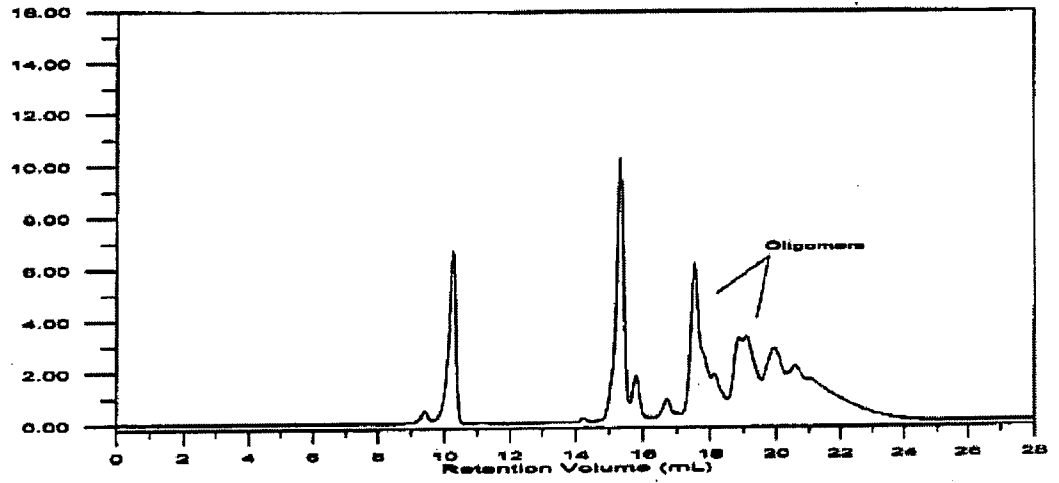
53. The rubber composition of Claim 31 wherein the rubber is selected from the group consisting of cis-1,4-polyisoprene rubber, emulsion polymerization prepared styrene/butadiene copolymer rubber, organic solution polymerization prepared styrene/butadiene rubber, 3,4-polyisoprene rubber, isoprene/butadiene rubber, styrene/isoprene/butadiene terpolymer rubber, cis-1,4-polybutadiene, medium vinyl polybutadiene rubber, wherein the medium vinyl polybutadiene rubber has about 35 to 50 weight percent vinyl, high vinyl polybutadiene rubber wherein the high vinyl polybutadiene rubber has about 50 to 75 weight percent vinyl, styrene/isoprene copolymers, emulsion polymerization prepared styrene/butadiene/acrylonitrile terpolymer rubber and butadiene/acrylonitrile copolymer rubber.

54. The rubber composition of Claim 46 wherein the emulsion polymerization derived styrene/butadiene has a styrene content of about 20 to about 28 weight percent.

55. The rubber composition of Claim 54 wherein the emulsion polymerization derived styrene/butadiene has a styrene content of about 30 to about 45 weight percent.

56. The rubber composition of Claim 53 wherein the emulsion polymerization prepared styrene/butadiene/acrylonitrile terpolymer rubber contains from about 2 to about 40 weight percent acrylonitrile.

Figure 1



INTERNATIONAL SEARCH REPORT

International application No
PCT/US2007/026295

A. CLASSIFICATION OF SUBJECT MATTER
 INV. C08K13/02
 ADD. C08K3/00 C08K3/04 C08K3/36 C08K5/372 C08K5/548
 C08L7/00 C08L9/00 C08L23/16
 According to International Patent Classification (IPC) or to both national classification and IPC

B. FIELDS SEARCHED
 Minimum documentation searched (classification system followed by classification symbols)
 C08K

Documentation searched other than minimum documentation to the extent that such documents are included in the fields searched

Electronic data base consulted during the international search (name of data base and, where practical, search terms used)
 EPO-Internal, BEILSTEIN Data, WPI Data

C. DOCUMENTS CONSIDERED TO BE RELEVANT

Category*	Citation of document, with indication, where appropriate, of the relevant passages	Relevant to claim No.
P, A	WO 2007/132909 A (YOKOHAMA RUBBER CO LTD [JP]; KAMEDA YOSHIHIRO [JP]; MATSUMURA MISAKI []) 22 November 2007 (2007-11-22) abstract pages 13,19	1-56
A	----- WO 02/20534 A (CROMPTON CORP [US]) 14 March 2002 (2002-03-14) claims 1,27,37-41 page 6, lines 25,26 page 34, lines 17-28	1-56
A	----- EP 0 845 493 A (GOODYEAR TIRE & RUBBER [US]) 3 June 1998 (1998-06-03) page 20, lines 29,30 ----- -/--	1-56

Further documents are listed in the continuation of Box C.

See patent family annex.

- * Special categories of cited documents :
- *A* document defining the general state of the art which is not considered to be of particular relevance
 - *E* earlier document but published on or after the international filing date
 - *L* document which may throw doubts on priority claim(s) or which is cited to establish the publication date of another citation or other special reason (as specified)
 - *O* document referring to an oral disclosure, use, exhibition or other means
 - *P* document published prior to the international filing date but later than the priority date claimed
 - *T* later document published after the international filing date or priority date and not in conflict with the application but cited to understand the principle or theory underlying the invention
 - *X* document of particular relevance: the claimed invention cannot be considered novel or cannot be considered to involve an inventive step when the document is taken alone
 - *Y* document of particular relevance: the claimed invention cannot be considered to involve an inventive step when the document is combined with one or more other such documents, such combination being obvious to a person skilled in the art.
 - *Z* document member of the same patent family

Date of the actual completion of the international search 15 May 2008	Date of mailing of the international search report 28/05/2008
---	---

Name and mailing address of the ISA/ European Patent Office, P.B. 5818 Patentlaan 2 NL - 2280 HV Rijswijk Tel. (+31-70) 340-2040, Tx. 31 651 epo nl, Fax: (+31-70) 340-3016	Authorized officer Schütte, Maya
---	--

INTERNATIONAL SEARCH REPORT

International application No
PCT/US2007/026295

C(Continuation). DOCUMENTS CONSIDERED TO BE RELEVANT		
Category*	Citation of document, with indication, where appropriate, of the relevant passages	Relevant to claim No.
P, A	NUCLEONICS, , 20 November 2007 (2007-11-20), XP002479812 [retrieved on 2007-11-20] abstract -----	1-56

INTERNATIONAL SEARCH REPORT

Information on patent family members

International application No PCT/US2007/026295

Patent document cited in search report	A	Publication date	Patent family member(s)	Publication date
WO 2007132909	A	22-11-2007	NONE	
<hr style="border-top: 1px dashed black;"/>				
WO 0220534	A	14-03-2002	AT 270299 T	15-07-2004
			BR 0113741 A	13-01-2004
			CA 2419986 A1	14-03-2002
			CN 1452625 A	29-10-2003
			CZ 20030641 A3	18-06-2003
			DE 60104131 D1	05-08-2004
			DE 60104131 T2	25-08-2005
			EP 1315734 A1	04-06-2003
			ES 2223003 T3	16-02-2005
			JP 2004514657 T	20-05-2004
			PL 360997 A1	20-09-2004
			PT 1315734 T	30-09-2004
			TR 200401890 T4	21-09-2004
			US 6359046 B1	19-03-2002
<hr style="border-top: 1px dashed black;"/>				
EP 0845493	A	03-06-1998	BR 9705755 A	01-06-1999
			CA 2209414 A1	02-06-1998
			JP 10182847 A	07-07-1998
<hr style="border-top: 1px dashed black;"/>				