



US00D577165S

(12) **United States Design Patent**
Quance et al.

(10) **Patent No.:** **US D577,165 S**

(45) **Date of Patent:** **** Sep. 16, 2008**

(54) **WAND FOR A CLEANING APPLIANCE**

(75) Inventors: **Miles Sinclair Quance**, Bath (GB);
Andrew Charles Nixon, Huddersfield (GB)

(73) Assignee: **Dyson Limited**, Wiltshire (GB)

(**) Term: **14 Years**

(21) Appl. No.: **29/287,013**

(22) Filed: **Jun. 19, 2007**

(30) **Foreign Application Priority Data**

Dec. 22, 2006 (GB) 4000938

(51) **LOC (8) Cl.** **15-05**

(52) **U.S. Cl.** **D32/34**

(58) **Field of Classification Search** D32/21-24,
D32/31, 34, 16, 30; 15/320-321, 323, 327.1-327.7,
15/329, 335, 340.2, 351, 353, 361, 410-412,
15/246.2, 246.5, DIG. 10, 347, 350; 285/7;
55/DIG. 3, 345, 337, 459.1, 418, 471, 318,
55/429; 95/271

See application file for complete search history.

(56) **References Cited**

U.S. PATENT DOCUMENTS

D462,813 S * 9/2002 Nakano et al. D32/22

D525,755 S * 7/2006 Simmonds D32/34
D529,673 S * 10/2006 Dyson et al. D32/34
D529,674 S * 10/2006 Dyson et al. D32/34
D532,169 S * 11/2006 Dyson et al. D32/34
D533,699 S * 12/2006 Dyson et al. D32/34
D561,415 S * 2/2008 Tavano D32/34

* cited by examiner

Primary Examiner—Ruth McInroy

(74) *Attorney, Agent, or Firm*—Morrison & Foerster LLP

(57) **CLAIM**

We claim the ornamental design for a wand for a cleaning appliance, as shown and described.

DESCRIPTION

FIG. 1 is a top, front and right-side perspective view of a wand for a cleaning appliance showing our new design;

FIG. 2 is a top plan view thereof;

FIG. 3 is a bottom plan view thereof;

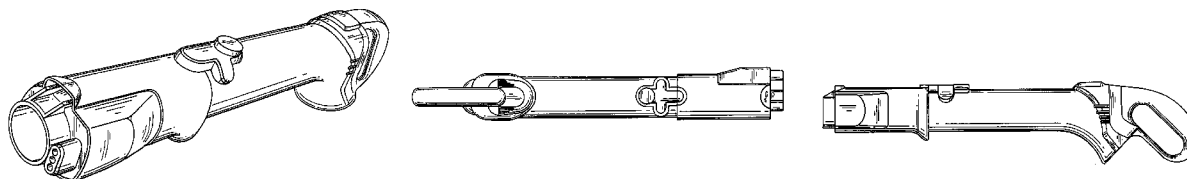
FIG. 4 is a left-side elevation view thereof;

FIG. 5 is a right-side elevation view thereof;

FIG. 6 is a front elevation view thereof; and,

FIG. 7 is a rear elevation view thereof.

1 Claim, 4 Drawing Sheets



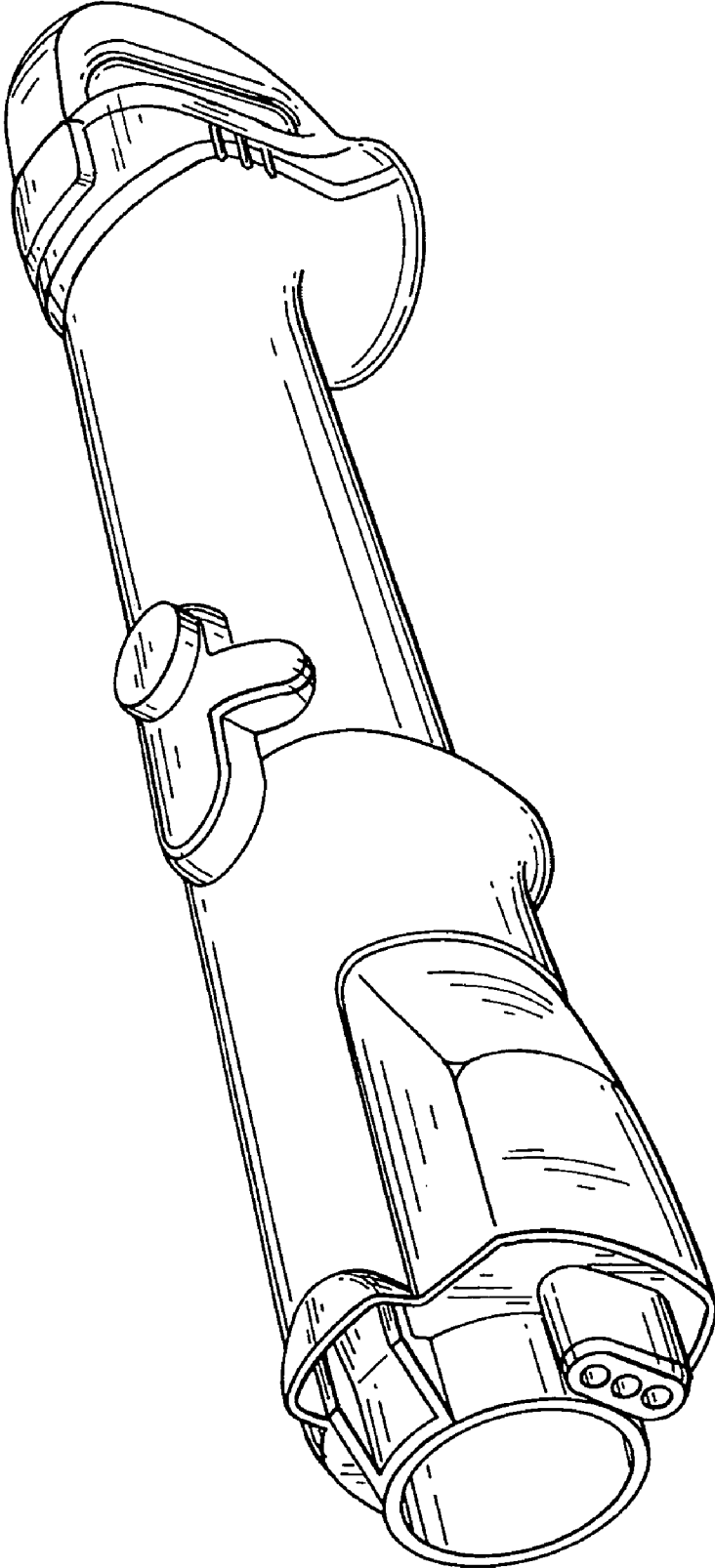


Fig. 1

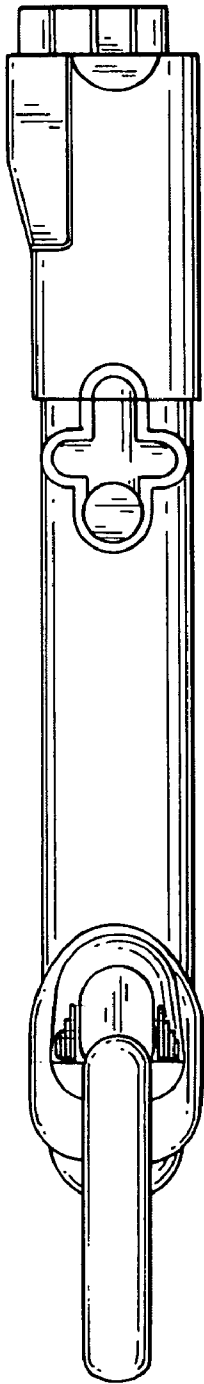


Fig. 2

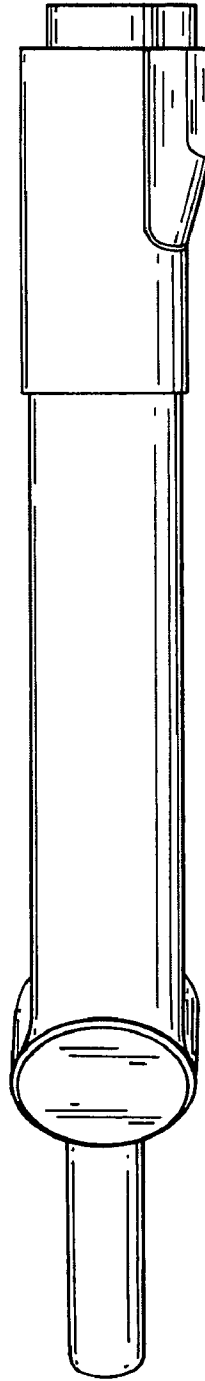


Fig. 3



Fig. 4



Fig. 5

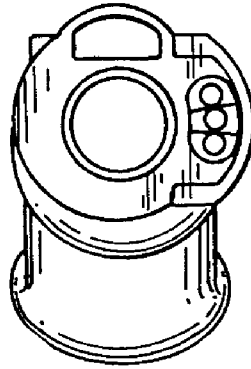


Fig. 6

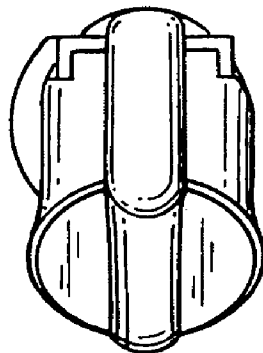


Fig. 7