



(51) International Patent Classification:

C07D 487/04 (2006.01) A61K 31/53 (2006.01)
C07F 9/24 (2006.01) C07F 9/38 (2006.01)
A61P 31/14 (2006.01)

(21) International Application Number:

PCT/US2023/014299

(22) International Filing Date:

01 March 2023 (01.03.2023)

(25) Filing Language:

English

(26) Publication Language:

English

(30) Priority Data:

63/315,769	02 March 2022 (02.03.2022)	US
63/390,421	19 July 2022 (19.07.2022)	US
63/424,083	09 November 2022 (09.11.2022)	US
63/434,993	23 December 2022 (23.12.2022)	US

(71) Applicant: **GILEAD SCIENCES, INC.** [US/US]; 333 Lakeside Drive, Foster City, California 94404 (US).

(72) Inventors: **BARTLETT, Mark J.**; c/o Gilead Sciences, Inc., 333 Lakeside Drive, Foster City, California 94404 (US). **BYUN, Daniel H.**; c/o Gilead Sciences, Inc., 333 Lakeside Drive, Foster City, California 94404 (US).

DENG, Yifan; c/o Gilead Sciences, Inc., 333 Lakeside Drive, Foster City, California 94404 (US). **COSMAN ELLIS, Jennifer L.**; c/o Gilead Sciences, Inc., 333 Lakeside Drive, Foster City, California 94404 (US). **KALLA, Rao V.**; c/o Gilead Sciences, Inc., 333 Lakeside Drive, Foster City, California 94404 (US). **MACKMAN, Richard L.**; c/o Gilead Sciences, Inc., 333 Lakeside Drive, Foster City, California 94404 (US). **SIEGEL, Dustin S.**; c/o Gilead Sciences, Inc., 333 Lakeside Drive, Foster City, California 94404 (US). **ZENG, Xianhuang**; c/o Gilead Sciences, Inc., 333 Lakeside Drive, Foster City, California 94404 (US).

(74) Agent: **KING, Annie J.** et al.; FISH & RICHARDSON P.C., P. O. Box 1022, Minneapolis, Minnesota 55440-1033 (US).

(81) Designated States (unless otherwise indicated, for every kind of national protection available): AE, AG, AL, AM, AO, AT, AU, AZ, BA, BB, BG, BH, BN, BR, BW, BY, BZ, CA, CH, CL, CN, CO, CR, CU, CV, CZ, DE, DJ, DK, DM, DO, DZ, EC, EE, EG, ES, FI, GB, GD, GE, GH, GM, GT, HN, HR, HU, ID, IL, IN, IQ, IR, IS, IT, JM, JO, JP, KE, KG, KH, KN, KP, KR, KW, KZ, LA, LC, LK, LR, LS, LU, LY, MA, MD, MG, MK, MN, MW, MX, MY, MZ, NA, NG, NI, NO, NZ, OM, PA, PE, PG, PH, PL, PT, QA, RO, RS, RU, RW, SA, SC, SD, SE, SG, SK, SL, ST, SV, SY, TH,

(54) Title: COMPOUNDS AND METHODS FOR TREATMENT OF VIRAL INFECTIONS

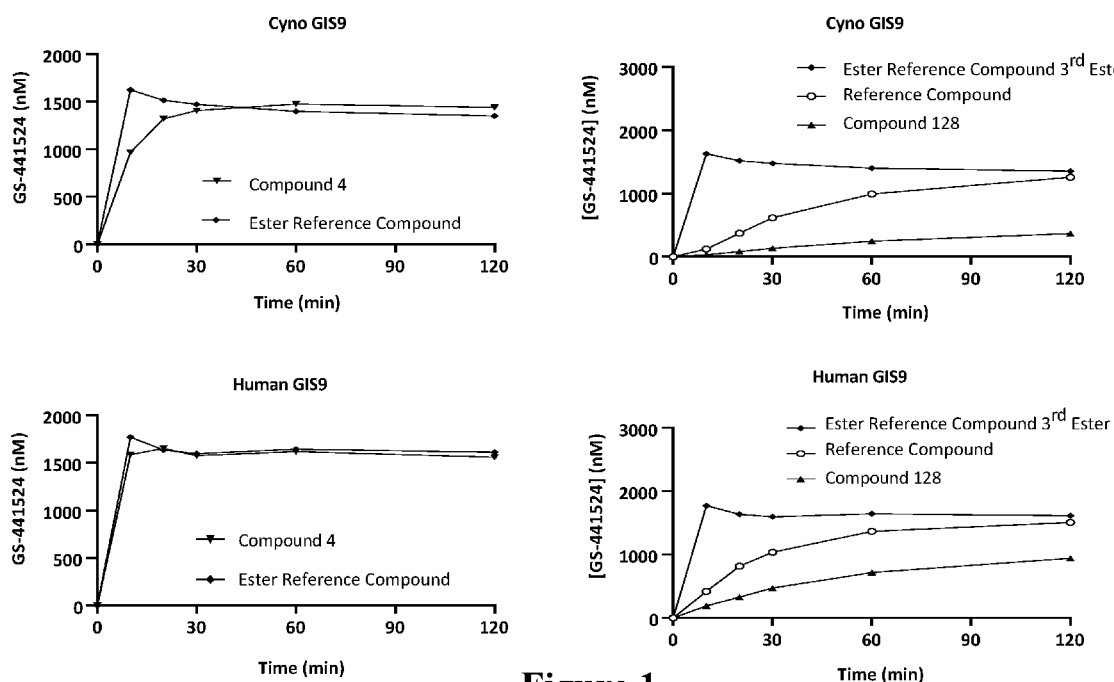


Figure 1

(57) Abstract: Compounds and methods of using said compounds, singly or in combination with additional agents, and salts or pharmaceutical compositions of said compounds for the treatment of viral infections are disclosed.

TJ, TM, TN, TR, TT, TZ, UA, UG, US, UZ, VC, VN, WS,
ZA, ZM, ZW.

- (84) Designated States** (*unless otherwise indicated, for every kind of regional protection available*): ARIPO (BW, CV, GH, GM, KE, LR, LS, MW, MZ, NA, RW, SC, SD, SL, ST, SZ, TZ, UG, ZM, ZW), Eurasian (AM, AZ, BY, KG, KZ, RU, TJ, TM), European (AL, AT, BE, BG, CH, CY, CZ, DE, DK, EE, ES, FI, FR, GB, GR, HR, HU, IE, IS, IT, LT, LU, LV, MC, ME, MK, MT, NL, NO, PL, PT, RO, RS, SE, SI, SK, SM, TR), OAPI (BF, BJ, CF, CG, CI, CM, GA, GN, GQ, GW, KM, ML, MR, NE, SN, TD, TG).

Declarations under Rule 4.17:

- *as to applicant's entitlement to apply for and be granted a patent (Rule 4.17(ii))*

Published:

- *with international search report (Art. 21(3))*

COMPOUNDS AND METHODS FOR TREATMENT OF VIRAL INFECTIONS

CROSS-REFERENCES TO RELATED APPLICATIONS

[0001] This Application claims the benefit of U.S. Provisional Application No. 63/315,769, filed on March 2, 2022, U.S. Provisional Application No. 63/390,421, filed on July 19, 2022, U.S. Provisional Application No. 63/424,083, filed on November 9, 2022, and U.S. Provisional Application No. 63/434,993, filed on December 23, 2022. The entire contents of these applications are incorporated herein by reference in their entirety.

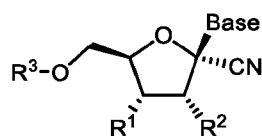
BACKGROUND

[0002] There is a need for compounds and methods for treating viral infections, for example *paramyxoviridae*, *pneumoviridae*, *picornaviridae*, *flaviviridae*, *filoviridae*, *arenaviridae*, *orthomyxovirus*, and *coronaviridae* infections. The present disclosure addresses these and other needs.

[0003] The oral route is a preferred route for daily drug administration, due to its advantages, such as non-invasiveness, patient compliance, and convenience of drug administration. Nevertheless, oral administration can be limited due to poor physicochemical properties of the drug molecule, including low aqueous solubility between pH2 and pH7, instability, low permeability, and rapid metabolism, all of which can combine to result in low and irregular oral bioavailability. Oral bioavailability (F%) is the fraction of an oral administered drug that reaches systemic circulation relative to the same dose delivery by intravenous administration. After intravenous administration, a drug is directly and fully available in the bloodstream and can be distributed via systemic circulation to the point where a pharmacological effect takes place. If a drug is administered orally, it has to survive the intestinal fluid, cross further barriers such as the gastro-intestinal (GI) cell layer and then the liver in order to reach the systemic circulation, which can significantly reduce the amount of administered drug that reaches the bloodstream. Oral bioavailability is therefore an important property in drug design and development. A high oral bioavailability reduces the required amount of an administered drug that would be necessary to achieve a desired pharmacological effect and therefore could reduce the risk of side-effects and toxicity during the absorption process. The present disclosure also provides compounds with combined solubility, stability and permeability properties leading to improved oral bioavailability.

SUMMARY

[0004] The instant disclosure provides a compound of Formula I:



Formula I

or a pharmaceutically acceptable salt thereof, wherein R¹, R², R³, and Base are defined herein.

[0005] Also provided herein is a pharmaceutical composition comprising a compound disclosed herein (e.g., a compound of Formula I), or a pharmaceutically acceptable salt thereof, and one or more pharmaceutically acceptable excipients.

[0006] Also provided herein is a method of treating or preventing a viral infection in a human in need thereof, wherein the method comprises administering to the human a compound disclosed herein (e.g., a compound of Formula I), or a pharmaceutically acceptable salt thereof, or a pharmaceutical composition described herein.

[0007] Also provided herein is a use of a compound disclosed herein (e.g., a compound of Formula I), or a pharmaceutically acceptable salt thereof, for the manufacture of a medicament for the treatment or prevention of a viral infection in a human in need thereof.

[0008] Also provided herein is a composition comprising a compound described herein (e.g., a compound of Formula I), or a pharmaceutically acceptable salt thereof, for use in treatment or prevention of a viral infection in a human in need thereof.

BRIEF DESCRIPTION OF THE DRAWINGS

[0009] **Figure 1:** Shows GI stability of Compound 4, Compound 128, Ester Reference Compound, and 3rd Ester Reference Compound.

[0010] **Figure 2:** Shows the Stability of Compound 128, Compound 129, Ester Reference Compound, 2nd Ester Reference Compound, and 3rd Ester Reference Compound.

DETAILED DESCRIPTION OF THE INVENTION

I. General

[0011] The invention relates generally to methods and compounds for treating or preventing viral infections, for example *paramyxoviridae*, *pneumoviridae*, *picornaviridae*, *flaviviridae*, *filoviridae*, *arenaviridae*, *orthomyxovirus*, and *coronaviridae* infections.

II. Definitions

[0012] Unless stated otherwise, the following terms and phrases as used herein are intended to have the following meanings:

[0013] “Alkyl” refers to an unbranched or branched saturated hydrocarbon chain. For example, an alkyl group can have 1 to 20 carbon atoms (*i.e.*, C₁-C₂₀ alkyl), 1 to 8 carbon atoms (*i.e.*, C₁-C₈ alkyl), 1 to 6 carbon atoms (*i.e.*, C₁-C₆ alkyl), or 1 to 3 carbon atoms (*i.e.*, C₁-C₃ alkyl). Examples of suitable alkyl groups include, but are not limited to, methyl (Me, -CH₃), ethyl (Et, -CH₂CH₃), 1-propyl (*n*-Pr, *n*-propyl, -CH₂CH₂CH₃), 2-propyl (*i*-Pr, *i*-propyl, -CH(CH₃)₂), 1-butyl (*n*-Bu, *n*-butyl, -CH₂CH₂CH₂CH₃), 2-methyl-1-propyl (*i*-Bu, *i*-butyl, -CH₂CH(CH₃)₂), 2-butyl (*s*-Bu, *s*-butyl, -CH(CH₃)CH₂CH₃), 2-methyl-2-propyl (*t*-Bu, *t*-butyl, -C(CH₃)₃), 1-pentyl (*n*-pentyl, -CH₂CH₂CH₂CH₂CH₃), 2-pentyl (-CH(CH₃)CH₂CH₂CH₃), 3-pentyl (-CH(CH₂CH₃)₂), 2-methyl-2-butyl (-C(CH₃)₂CH₂CH₃), 3-methyl-2-butyl (-CH(CH₃)CH(CH₃)₂), 3-methyl-1-butyl (-CH₂CH₂CH(CH₃)₂), 2-methyl-1-butyl (-CH₂CH(CH₃)CH₂CH₃), 1-hexyl (-CH₂CH₂CH₂CH₂CH₂CH₃), 2-hexyl (-CH(CH₃)CH₂CH₂CH₂CH₃), 3-hexyl (-CH(CH₂CH₃)(CH₂CH₂CH₃)), 2-methyl-2-pentyl (-C(CH₃)₂CH₂CH₂CH₃), 3-methyl-2-pentyl (-CH(CH₃)CH(CH₃)CH₂CH₃), 4-methyl-2-pentyl (-CH(CH₃)CH₂CH(CH₃)₂), 3-methyl-3-pentyl (-C(CH₃)(CH₂CH₃)₂), 2-methyl-3-pentyl (-CH(CH₂CH₃)CH(CH₃)₂), 2,3-dimethyl-2-butyl (-C(CH₃)₂CH(CH₃)₂), and 3,3-dimethyl-2-butyl (-CH(CH₃)C(CH₃)₃).

[0014] “Alkenyl” refers to an aliphatic group containing at least one carbon-carbon double bond and having from 2 to 20 carbon atoms (*i.e.*, C₂₋₂₀ alkenyl), 2 to 8 carbon atoms (*i.e.*, C₂₋₈ alkenyl), 2 to 6 carbon atoms (*i.e.*, C₂₋₆ alkenyl), or 2 to 4 carbon atoms (*i.e.*, C₂₋₄ alkenyl).

Examples of alkenyl groups include ethenyl, propenyl, butadienyl (including 1,2-butadienyl and 1,3-butadienyl).

[0015] “Alkynyl” refers to an aliphatic group containing at least one carbon-carbon triple bond and having from 2 to 20 carbon atoms (*i.e.*, C₂₋₂₀ alkynyl), 2 to 8 carbon atoms (*i.e.*, C₂₋₈ alkynyl), 2 to 6 carbon atoms (*i.e.*, C₂₋₆ alkynyl), or 2 to 4 carbon atoms (*i.e.*, C₂₋₄ alkynyl). The term “alkynyl” also includes those groups having one triple bond and one double bond.

[0016] “Haloalkyl” is an alkyl group, as defined above, in which one or more hydrogen atoms of the alkyl group is replaced with a halogen atom. The alkyl portion of a haloalkyl group can have 1 to 20 carbon atoms (*i.e.*, C_{1-C20} haloalkyl), 1 to 12 carbon atoms (*i.e.*, C_{1-C12} haloalkyl), 1 to 8 carbon atoms (*i.e.*, C_{1-C8} haloalkyl), 1 to 6 carbon atoms (*i.e.*, C_{1-C6} alkyl) or 1 to 3 carbon atoms (*i.e.*, C_{1-C3} alkyl). Examples of suitable haloalkyl groups include, but are not limited to, -CF₃, -CHF₂, -CFH₂, -CH₂CF₃, and the like.

[0017] “Aryl” means an aromatic hydrocarbon radical derived by the removal of one hydrogen atom from a single carbon atom of a parent aromatic ring system. For example, an aryl group can have 6 to 20 carbon atoms, 6 to 14 carbon atoms, or 6 to 10 carbon atoms. Typical aryl groups include, but are not limited to, radicals derived from benzene (e.g., phenyl), substituted benzene, naphthalene, anthracene, biphenyl, and the like.

[0018] “Heteroaryl” refers to an aromatic group having a single ring, multiple rings, or multiple fused rings, with one or more ring heteroatoms independently selected from nitrogen, oxygen, and sulfur. As used herein, heteroaryl includes 1 to 20 ring atoms (*i.e.*, 1 to 20 membered heteroaryl), 3 to 12 ring atoms (*i.e.*, 3 to 12 membered heteroaryl) or 3 to 8 carbon ring atoms (3 to 8 membered heteroaryl) or 5 to 6 ring atoms (5 to 6 membered heteroaryl). Examples of heteroaryl groups include pyrimidinyl, purinyl, pyridyl, pyridazinyl, benzothiazolyl, and pyrazolyl. Heteroaryl does not encompass or overlap with aryl as defined above.

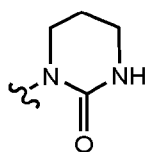
[0019] “Carbocyclyl” or “carbocyclic ring” refers to a non-aromatic hydrocarbon ring consisting of carbon and hydrogen atoms, having from three to twenty carbon atoms, in certain embodiments having from three to fifteen carbon atoms, in certain embodiments having from three to ten carbon atoms, from three to eight carbon atoms, from three to seven carbon atoms, or from 3 to 6 carbon atoms and which is saturated or partially unsaturated and

attached to the rest of the molecule by a single bond. Carbocyclic rings include, for example, cyclopropane, cyclobutane, cyclopentane, cyclopentene, cyclohexane, cyclohexene, 1,3-cyclohexadiene, 1,4-cyclohexadiene, cycloheptane, cycloheptene, and cyclooctane.

Carbocyclic rings include cycloalkyl groups.

[0020] “Cycloalkyl” refers to a saturated cyclic alkyl group having a single ring or multiple rings including fused, bridged, and spiro ring systems. As used herein, cycloalkyl has from 3 to 20 ring carbon atoms (i.e., C₃₋₂₀ cycloalkyl), 3 to 12 ring carbon atoms (i.e., C₃₋₁₂ cycloalkyl), 3 to 10 ring carbon atoms (i.e., C₃₋₁₀ cycloalkyl), 3 to 8 ring carbon atoms (i.e., C₃₋₈ cycloalkyl), or 3 to 6 ring carbon atoms (i.e., C₃₋₆ cycloalkyl). Examples of cycloalkyl groups include cyclopropyl, cyclobutyl, cyclopentyl, cyclohexyl, cycloheptyl, and cyclooctyl.

[0021] “Heterocycle” or “heterocyclyl” as used herein includes by way of example and not limitation those heterocycles described in Paquette, Leo A.; *Principles of Modern Heterocyclic Chemistry* (W.A. Benjamin, New York, 1968), particularly Chapters 1, 3, 4, 6, 7, and 9; “*The Chemistry of Heterocyclic Compounds, A Series of Monographs*” (John Wiley & Sons, New York, 1950 to present), in particular Volumes 13, 14, 16, 19, and 28; and *J. Am. Chem. Soc.* (1960) 82:5566. For example, “heterocycle” includes a “carbocycle” as defined herein, wherein one or more (e.g. 1, 2, 3, or 4) carbon atoms have been replaced with a heteroatom (e.g. O, N, or S). As used herein, heterocycle or heterocyclyl has from 3 to 20 ring atoms, 3 to 12 ring atoms, 3 to 10 ring atoms, 3 to 8 ring atoms, or 3 to 6 ring atoms. Ring-forming carbon atoms and heteroatoms of a heterocycle group can be optionally oxidized to form an oxo or sulfido group or other oxidized linkage (e.g., C(O), S(O), C(S), or S(O)₂, *N*-oxide *etc.*) or a nitrogen atom can be quaternized. The terms “heterocycle” or “heterocyclyl” includes saturated rings and partially unsaturated rings. Substituted heterocyclyls include, for example, heterocyclic rings substituted with any of the substituents disclosed herein including carbonyl groups. A non-limiting example of a carbonyl substituted heterocyclyl is:



[0022] Example heterocycles include, but are not limited to, tetrahydrofuran-2-yl, and 2-oxo-1,3-dioxol-4-yl.

[0023] The term “optionally substituted” in reference to a particular moiety of the compound described herein such as the compound of Formula I (e.g., an optionally substituted aryl group) refers to a moiety wherein all substituents are hydrogen or wherein one or more of the hydrogens of the moiety may be replaced by the listed substituents.

[0024] Unless otherwise specified, the carbon atoms of the compounds of Formula I are intended to have a valence of four. If in some chemical structure representations, carbon atoms do not have a sufficient number of variables attached to produce a valence of four, the remaining carbon substituents needed to provide a valence of four should be assumed to be hydrogen.

[0025] The term “treating”, as used herein, unless otherwise indicated, means reversing, alleviating, or inhibiting the progress of the disorder or condition to which such term applies, or one or more symptoms of such disorder or condition. The term “treatment”, as used herein, refers to the act of treating, as “treating” is defined immediately above.

[0026] “Prevention” or “preventing” means any treatment of a disease or condition that causes the clinical symptoms of the disease or condition not to develop. The compounds and compositions disclosed herein may, in some embodiments, be administered to a subject (including a human) who is at risk of having the disease or condition. As used herein, the terms “preventing” and “prevention” encompass the administration of a compound, composition, or pharmaceutically acceptable salt according to the embodiments disclosed herein pre- or post-exposure of the individual to a virus, but before the appearance of symptoms of the viral infection, and/or prior to the detection of the virus in the blood. The terms also refer to prevention of the appearance of symptoms of the disease and/or to prevent the virus from reaching detectable levels in the blood. The terms include both pre-exposure prophylaxis (PrEP), as well as post-exposure prophylaxis (PEP) and event driven or “on demand” prophylaxis. The terms also refer to prevention of perinatal transmission of a virus from mother to baby, by administration to the mother before giving birth and to the child within the first days of life. The terms also refer to prevention of transmission of a virus through blood transfusion.

[0027] The term “therapeutically effective amount”, as used herein, is the amount of a compound described herein (e.g., a compound of Formula I) present in a composition described herein that is needed to provide a desired level of drug in the secretions and tissues of the airways and lungs, or alternatively, in the bloodstream of a subject to be treated to give an anticipated physiological response or desired biological effect when such a composition is administered by the chosen route of administration. The precise amount will depend upon numerous factors, for example the particular compound described herein (e.g., the compound of Formula I), the specific activity of the composition, the delivery device employed, the physical characteristics of the composition, its intended use, as well as patient considerations such as severity of the disease state, patient cooperation, etc., and can readily be determined by one skilled in the art based upon the information provided herein.

III. Compounds

[0028] Any reference to the compounds of the invention described herein also includes a reference to a pharmaceutically acceptable salt thereof. Examples of pharmaceutically acceptable salts of the compounds of the invention include salts derived from an appropriate base, such as an alkali metal or an alkaline earth (for example, Na^+ , Li^+ , K^+ , Ca^{+2} and Mg^{+2}), ammonium and NR_4^+ (wherein R is defined herein). Pharmaceutically acceptable salts of a nitrogen atom or an amino group include (a) acid addition salts formed with inorganic acids, for example, hydrochloric acid, hydrobromic acid, sulfuric acid, sulfamic acids, phosphoric acid, nitric acid and the like; (b) salts formed with organic acids such as, for example, acetic acid, oxalic acid, tartaric acid, succinic acid, maleic acid, fumaric acid, gluconic acid, citric acid, malic acid, ascorbic acid, benzoic acid, isethionic acid, lactobionic acid, tannic acid, palmitic acid, alginic acid, polyglutamic acid, naphthalenesulfonic acid, methanesulfonic acid, p-toluenesulfonic acid, benzenesulfonic acid, naphthalenedisulfonic acid, polygalacturonic acid, malonic acid, sulfosalicylic acid, glycolic acid, 2-hydroxy-3-naphthoate, pamoate, salicylic acid, stearic acid, phthalic acid, mandelic acid, lactic acid, ethanesulfonic acid, lysine, arginine, glutamic acid, glycine, serine, threonine, alanine, isoleucine, leucine and the like; and (c) salts formed from elemental anions for example, chlorine, bromine, and iodine. Pharmaceutically acceptable salts of a compound of a hydroxy group include the anion of said compound in combination with a suitable cation such as Na^+ and NR_4^+ .

[0029] In some embodiments, R is H, (C₁-C₈) alkyl, (C₂-C₈)alkenyl, (C₂-C₈) alkynyl, C₆-C₂₀ aryl, or C₂-C₂₀ heterocyclyl.

[0030] For therapeutic use, salts of active ingredients of the compounds of the invention will be pharmaceutically acceptable, i.e., they will be salts derived from a pharmaceutically acceptable acid or base. However, salts of acids or bases which are not pharmaceutically acceptable may also find use, for example, in the preparation or purification of a pharmaceutically acceptable compound. All salts, whether or not derived from a pharmaceutically acceptable acid or base, are within the scope of the present invention.

[0031] It is also to be understood that the compositions herein comprise compounds of the invention in their un-ionized, as well as zwitterionic form, and combinations with stoichiometric amounts of water as in hydrates.

[0032] It is to be noted that all enantiomers, diastereomers, racemic mixtures, tautomers, polymorphs, and pseudopolymorphs of compounds described herein (e.g., compounds within the scope of Formula I) and pharmaceutically acceptable salts thereof are embraced by the present invention. All mixtures of such enantiomers and diastereomers are within the scope of the present invention.

[0033] The compounds of the invention, exemplified by Formula I may have chiral centers, e.g., chiral carbon or phosphorus atoms. The compounds of the invention thus include racemic mixtures of all stereoisomers, including enantiomers, diastereomers, and atropisomers. In addition, the compounds of the invention include enriched or resolved optical isomers at any or all asymmetric, chiral atoms. In other words, the chiral centers apparent from the depictions are provided as the chiral isomers or racemic mixtures. Both racemic and diastereomeric mixtures, as well as the individual optical isomers isolated or synthesized, substantially free of their enantiomeric or diastereomeric partners, are all within the scope of the invention. The racemic mixtures are separated into their individual, substantially optically pure isomers through appropriate techniques such as, for example, the separation of diastereomeric salts formed with optically active adjuncts, e.g., acids or bases followed by conversion back to the optically active substances. In most instances, the desired optical isomer is synthesized by means of stereospecific reactions, beginning with the appropriate stereoisomer of the desired starting material.

[0034] Stereochemical definitions and conventions used herein generally follow S. P. Parker, Ed., *McGraw-Hill Dictionary of Chemical Terms* (1984) McGraw-Hill Book Company, New York; and Eliel, E. and Wilen, S., *Stereochemistry of Organic Compounds* (1994) John Wiley & Sons, Inc., New York. Many organic compounds exist in optically active forms, i.e., they have the ability to rotate the plane of plane-polarized light. In describing an optically active compound, the prefixes D and L or R and S are used to denote the absolute configuration of the molecule about its chiral center(s). The prefixes d and l, D and L, or (+) and (-) are employed to designate the sign of rotation of plane-polarized light by the compound, with S, (-), or l meaning that the compound is levorotatory while a compound prefixed with R, (+), or d is dextrorotatory. For a given chemical structure, these stereoisomers are identical except that they are mirror images of one another. A specific stereoisomer may also be referred to as an enantiomer, and a mixture of such isomers is often called an enantiomeric mixture. A 50:50 mixture of enantiomers is referred to as a racemic mixture or a racemate, which may occur where there has been no stereoselection or stereospecificity in a chemical reaction or process. The terms "racemic mixture" and "racemate" refer to an equimolar mixture of two enantiomeric species, devoid of optical activity.

[0035] The compounds of the invention may also exist as tautomeric isomers in certain cases. Although only one delocalized resonance structure may be depicted, all such forms are contemplated within the scope of the invention. For example, ene-amine tautomers can exist for purine, pyrimidine, imidazole, guanidine, amidine, and tetrazole systems and all their possible tautomeric forms are within the scope of the invention.

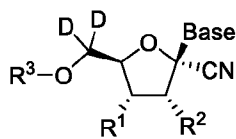
[0036] Any formula or structure given herein, including Formula I compounds, is also intended to represent unlabeled forms as well as isotopically labeled forms of the compounds. Isotopically labeled compounds have structures depicted by the formulas given herein except that one or more atoms are replaced by an atom having a selected atomic mass or mass number. Examples of isotopes that can be incorporated into compounds of the disclosure include isotopes of hydrogen, carbon, nitrogen, oxygen, phosphorous, fluorine and chlorine, such as, but not limited to ^2H (deuterium, D), ^3H (tritium), ^{11}C , ^{13}C , ^{14}C , ^{15}N , ^{18}F , ^{31}P , ^{32}P , ^{35}S , ^{36}Cl and ^{125}I . Various isotopically labeled compounds of the present disclosure, for example those into which radioactive isotopes such as ^3H , ^{13}C and ^{14}C are incorporated. Such isotopically labelled compounds may be useful in metabolic studies, reaction kinetic

studies, detection or imaging techniques, such as positron emission tomography (PET) or single-photon emission computed tomography (SPECT) including drug or substrate tissue distribution assays or in radioactive treatment of patients.

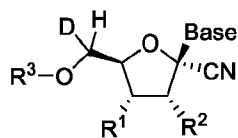
[0037] The disclosure also includes compounds (e.g., compounds of Formula I) in which from 1 to x hydrogens attached to a carbon atom is/are replaced by deuterium, in which x is the number of hydrogens in the molecule. Such compounds exhibit increased resistance to metabolism and are thus useful for increasing the half-life of any compound described herein (e.g., compounds of Formula I) when administered to a mammal, particularly a human. See, for example, Foster, “Deuterium Isotope Effects in Studies of Drug Metabolism”, Trends Pharmacol. Sci. 5(12):524-527 (1984). In view of the present disclosure, such compounds are synthesized by means known in the art, for example by employing starting materials in which one or more hydrogens have been replaced by deuterium.

[0038] Deuterium labeled or substituted therapeutic compounds of the disclosure may have improved DMPK (drug metabolism and pharmacokinetics) properties, relating to distribution, metabolism and excretion (ADME). Substitution with heavier isotopes such as deuterium may afford certain therapeutic advantages resulting from greater metabolic stability, for example increased in vivo half-life, reduced dosage requirements and/or an improvement in therapeutic index. An ^{18}F labeled compound may be useful for PET or SPECT studies. Isotopically labeled compounds of this disclosure and prodrugs thereof can generally be prepared by carrying out the procedures disclosed in the schemes or in the examples and preparations described below by substituting a readily available isotopically labeled reagent for a non-isotopically labeled reagent. It is understood that deuterium in this context is regarded as a substituent in the compound of Formula I.


[0039] In some embodiments, the carbon bonded to the 5 position on the tetrahydrofuran ring of Formula I is substituted with one or two deuterium atoms. In some embodiments, the

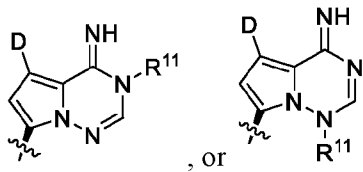


compound of Formula I is . In some embodiments, the compound of

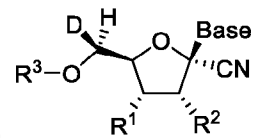


Formula I is . In some embodiments, a carbon of the Base of Formula I is

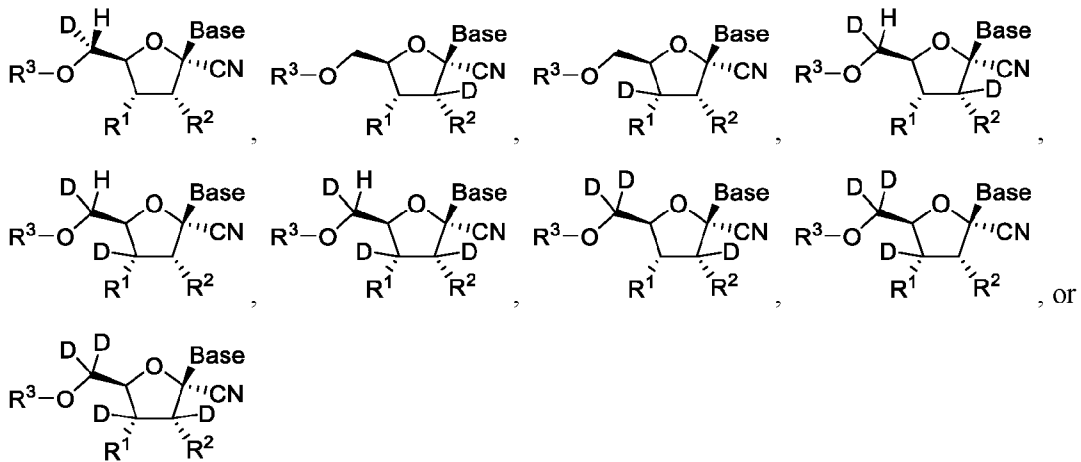
substituted with one or more deuterium atoms. In some embodiments, Base is ,

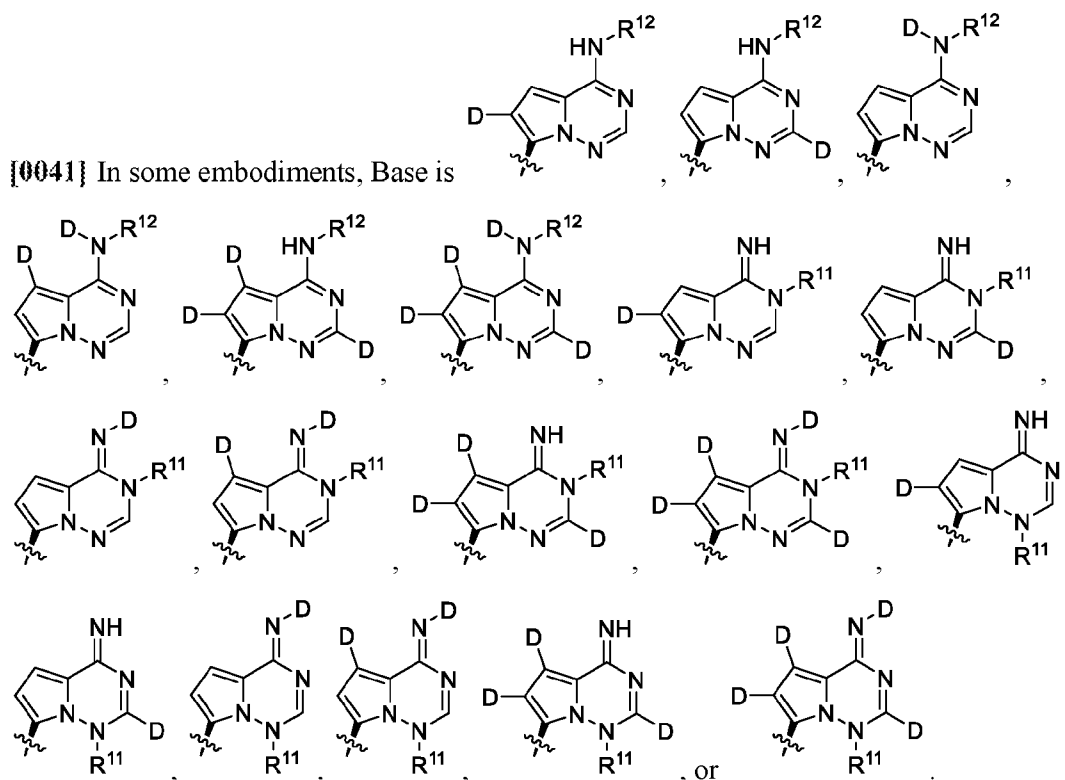


In some embodiments, a carbon on R¹² of the Base of Formula I is substituted with one or more deuterium atoms. In some embodiments, a carbon on R¹¹ of the Base of Formula I is substituted with one or more deuterium atoms. In some embodiments, a carbon on R¹ of Formula I is substituted with one or more deuterium atoms. In some embodiments, a carbon on R² of Formula I is substituted with one or more deuterium atoms. In some embodiments, a carbon on R³ of Formula I is substituted with one or more deuterium atoms.




[0040] In some embodiments, the compound of Formula I is





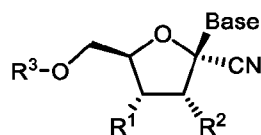
[0042] The concentration of such a heavier isotope, specifically deuterium, may be defined by an isotopic enrichment factor. In the compounds of this disclosure any atom not specifically designated as a particular isotope is meant to represent any stable isotope of that atom. Unless otherwise stated, when a position is designated specifically as “H” or “hydrogen”, the position is understood to have hydrogen at its natural abundance isotopic composition. Accordingly, in the compounds of this disclosure any atom specifically designated as a deuterium (D) is meant to represent deuterium.

[0043] Whenever a compound described herein is substituted with more than one of the same designated group, e.g., “R” or “R”, then it will be understood that the groups may be the same or different, i.e., each group is independently selected.

[0044] Wavy lines, , indicate the site of covalent bond attachments to the adjoining substructures, groups, moieties, or atoms.

IV. Compounds

[0045] In certain embodiments, provided herein is a compound of Formula I:



Formula I

or a pharmaceutically acceptable salt thereof, wherein:

R^1 is -OH, -OC(=O) R^4 , -OC(=O)OR⁴, or -OP(=O)(OH)(OR⁴);

R^2 is -OH, -OC(=O) R^5 , -OC(=O)OR⁵, or -OP(=O)(OH)(OR⁵); or

R^1 and R^2 are taken together to form -OC(=O)O-, -OP(=O)(OH)O-, or -OCHR⁶O-;

R^3 is -C(=O)OR⁷;

R^4 , R^5 , and R^7 are each independently C₁-C₂₀ alkyl, C₂-C₈ alkenyl, C₂-C₈ alkynyl, C₃-C₁₀ carbocyclyl, C₆-C₁₀ aryl, 4 to 8 membered heterocyclyl containing 1, 2, or 3 heteroatoms selected from N, O, and S, or 5 to 6 membered heteroaryl containing 1, 2, or 3 heteroatoms selected from N, O, and S;

wherein C₁-C₂₀ alkyl, C₂-C₈ alkenyl, C₂-C₈ alkynyl, C₃-C₁₀ carbocyclyl, C₆-C₁₀ aryl, 4 to 8 membered heterocyclyl, or 5 to 6 membered heteroaryl of R^4 , R^5 , and R^7 are each, independently, optionally substituted with one, two, or three substituents independently selected from the group consisting of C₁-C₈ alkyl, halogen, cyano, carbonyl, -N₃, -OR⁸, -NR⁹R¹⁰, -OP(=O)(OH)₂, -OP(=O)(OR⁸)₂, C₃-C₈ carbocyclyl, 4 to 6 membered heterocyclyl containing 1, 2, or 3 heteroatoms selected from N, O, and S, 5 to 6 membered heteroaryl containing 1, 2, or 3 heteroatoms selected from N, O, and S, and phenyl;

wherein substituent C₃-C₈ carbocyclyl of R^4 , R^5 , and R^7 is optionally substituted with one, two, or three substituents independently selected from C₁-C₈ alkyl, halogen, -CF₃, cyano, -CH₂CN, and phenyl,

wherein substituent 4 to 6 membered heterocyclyl of R^4 , R^5 , and R^7 is optionally substituted with one, two, or three substituents independently selected from carbonyl and C₁-C₆ alkyl, and

wherein substituent phenyl of R^4 , R^5 , and R^7 is optionally substituted with one, two or three substituents independently selected from halo, cyano, C₁-C₆ alkyl, and -OR⁸;

R^6 is H, C₁-C₆ alkyl, C₁-C₆ alkoxy, 5 to 6 membered heteroaryl containing 1, 2, or 3 heteroatoms selected from N, O, and S, or C₆-C₁₀ aryl;

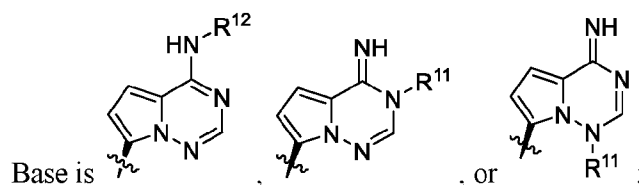
wherein 5 to 6 membered heteroaryl and C₆-C₁₀ aryl of R⁶ are each, independently, optionally substituted with one, two, or three substituents independently selected from halo, cyano, C₁-C₆ alkoxy, and C₁-C₆ alkyl;

each R⁸ is independently H, C₁-C₆ alkyl, C₁-C₆ haloalkyl, C₃-C₆ cycloalkyl, and 4 to 6 membered heterocyclyl;

wherein C₁-C₆ alkyl of R⁸ is optionally substituted with C₃-C₆ cycloalkyl or 4 to 6 membered heterocyclyl;

each R⁹ is independently H, C₁-C₆ alkyl, C₁-C₆ haloalkyl, and C₃-C₆ cycloalkyl;

each R¹⁰ is independently H, C₁-C₆ alkyl, C₁-C₆ haloalkyl, and C₃-C₆ cycloalkyl;



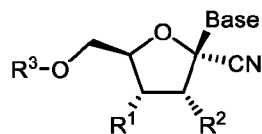
R¹¹ is C₁-C₆ alkyl optionally substituted with -OP(=O)(OH)(OR¹⁴);

R¹² is H, C₁-C₆ alkyl, -C(=O)R¹³, or -C(=O)OR¹³;

each R¹³ is independently H or C₁-C₈ alkyl; wherein C₁-C₈ alkyl of R¹³ is optionally substituted with one, two, or three substituents independently selected from halogen, cyano, -OP(=O)(OH)(OR¹⁴), and phenyl, wherein substituent phenyl of R¹³ is optionally substituted with -OP(=O)(OH)(OR¹⁴); and

each R¹⁴ is independently H, C₁-C₈ alkyl, C₃-C₈ carbocyclyl, C₆-C₁₀ aryl, or 5 to 6 membered heteroaryl containing 1, 2, or 3 heteroatoms selected from N, O, and S; wherein C₁-C₈ alkyl of R¹⁴ is optionally substituted with one, two or three substituents independently selected from the group consisting of halogen, cyano, and phenyl.

[0046] In certain embodiments, provided herein is a compound of Formula I:



Formula I

or a pharmaceutically acceptable salt thereof, wherein:

R¹ is -OH, -OC(=O)R⁴, or -OC(=O)OR⁴;

R² is -OH, -OC(=O)R⁵, or -OC(=O)OR⁵; or

R^1 and R^2 are taken together to form $-OC(=O)O-$, $-OP(=O)(OH)O-$, or $-OCHR^6O-$;

R^3 is $-C(=O)OR^7$;

R^4 , R^5 , and R^7 are each independently C_1 - C_{20} alkyl, C_2 - C_8 alkenyl, C_2 - C_8 alkynyl, C_3 - C_8 carbocyclyl, C_6 - C_{10} aryl, 4 to 6 membered heterocyclyl containing 1, 2, or 3 heteroatoms selected from N, O, and S, or 5 to 6 membered heteroaryl containing 1, 2, or 3 heteroatoms selected from N, O, and S;

wherein C_1 - C_{20} alkyl, C_2 - C_8 alkenyl, C_2 - C_8 alkynyl, C_3 - C_8 carbocyclyl, C_6 - C_{10} aryl, 4 to 6 membered heterocyclyl, or 5 to 6 membered heteroaryl of R^4 , R^5 , and R^7 are each, independently, optionally substituted with one, two, or three substituents independently selected from the group consisting of C_1 - C_8 alkyl, halogen, cyano, carbonyl, $-N_3$, $-OR^8$, $-NR^9R^{10}$, $-OP(=O)(OH)_2$, $-OP(=O)(OR^8)_2$, C_3 - C_8 carbocyclyl, 4 to 6 membered heterocyclyl containing 1, 2, or 3 heteroatoms selected from N, O, and S, 5 to 6 membered heteroaryl containing 1, 2, or 3 heteroatoms selected from N, O, and S, and phenyl;

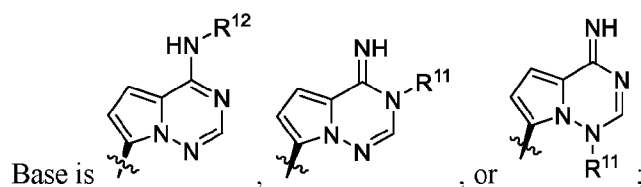
wherein substituent C_3 - C_8 carbocyclyl of R^4 , R^5 , and R^7 is optionally substituted with one, two, or three substituents independently selected from C_1 - C_8 alkyl, halogen, $-CF_3$, cyano, $-CH_2CN$, and phenyl,

wherein substituent 4 to 6 membered heterocyclyl of R^4 , R^5 , and R^7 is optionally substituted with one, two, or three substituents independently selected from carbonyl and C_1 - C_6 alkyl, and

wherein substituent phenyl of R^4 , R^5 , and R^7 is optionally substituted with one, two or three substituents independently selected from halo, cyano, C_1 - C_6 alkyl, and $-OR^8$;

R^6 is H, C_1 - C_6 alkyl, C_1 - C_6 alkoxy, 5 to 6 membered heteroaryl containing 1, 2, or 3 heteroatoms selected from N, O, and S, or C_6 - C_{10} aryl;

wherein 5 to 6 membered heteroaryl and C_6 - C_{10} aryl of R^6 are each, independently, optionally substituted with one, two, or three substituents independently selected from halo, cyano, C_1 - C_6 alkoxy, and C_1 - C_6 alkyl; each R^8 is independently H, C_1 - C_6 alkyl, C_1 - C_6 haloalkyl, and C_3 - C_6 cycloalkyl; each R^9 is independently H, C_1 - C_6 alkyl, C_1 - C_6 haloalkyl, and C_3 - C_6 cycloalkyl; each R^{10} is independently H, C_1 - C_6 alkyl, C_1 - C_6 haloalkyl, and C_3 - C_6 cycloalkyl;



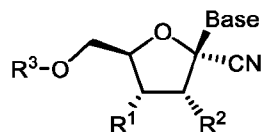
R^{11} is C₁-C₆ alkyl optionally substituted with -OP(=O)(OH)(OR¹⁴);

R^{12} is H, C₁-C₆ alkyl, -C(=O)R¹³, or -C(=O)OR¹³;

each R¹³ is independently H or C₁-C₈ alkyl; wherein C₁-C₈ alkyl of R¹³ is optionally substituted with one, two, or three substituents independently selected from halogen, cyano, -OP(=O)(OH)(OR¹⁴), and phenyl, wherein substituent phenyl of R¹³ is optionally substituted with -OP(=O)(OH)(OR¹⁴); and

each R¹⁴ is independently H, C₁-C₈ alkyl, C₃-C₈ carbocyclyl, C₆-C₁₀ aryl, or 5 to 6 membered heteroaryl containing 1, 2, or 3 heteroatoms selected from N, O, and S; wherein C₁-C₈ alkyl of R¹⁴ is optionally substituted with one, two or three substituents independently selected from the group consisting of halogen, cyano, and phenyl.

[0047] In certain embodiments, provided herein is a compound of Formula I:



Formula I

or a pharmaceutically acceptable salt thereof, wherein:

R^1 is -OH, -OC(=O)R⁴, or -OC(=O)OR⁴;

R^2 is -OH, -OC(=O)R⁵, or -OC(=O)OR⁵; or

R^1 and R^2 are taken together to form -OC(=O)O-, -OP(=O)(OH)O-, or -OCHR⁶O-;

R^3 is -C(=O)OR⁷;

R^4 , R^5 , and R^7 are each independently C₁-C₈ alkyl, C₂-C₈ alkenyl, C₂-C₈ alkynyl, C₃-C₈ carbocyclyl, C₆-C₁₀ aryl, 4 to 6 membered heterocyclyl containing 1, 2, or 3 heteroatoms selected from N, O, and S, or 5 to 6 membered heteroaryl containing 1, 2, or 3 heteroatoms selected from N, O, and S;

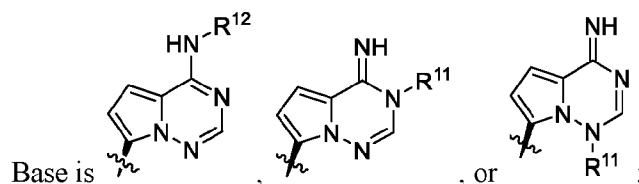
wherein C₁-C₈ alkyl, C₂-C₈ alkenyl, C₂-C₈ alkynyl, C₃-C₈ carbocyclyl, C₆-C₁₀ aryl, 4 to 6 membered heterocyclyl, or 5 to 6 membered heteroaryl of R^4 , R^5 , and R^7 are each, independently, optionally substituted with one, two, or three substituents

independently selected from the group consisting of C₁-C₈ alkyl, halogen, cyano, carbonyl, -N₃, -OR⁸, -NR⁹R¹⁰, -OP(=O)(OH)₂, C₃-C₈ carbocyclyl, 4 to 6 membered heterocyclyl containing 1, 2, or 3 heteroatoms selected from N, O, and S, 5 to 6 membered heteroaryl containing 1, 2, or 3 heteroatoms selected from N, O, and S, and phenyl;

wherein substituent 4 to 6 membered heterocyclyl of R⁴, R⁵, and R⁷ is optionally substituted with one, two, or three substituents independently selected from carbonyl and C₁-C₆ alkyl, and wherein substituent phenyl of R⁴, R⁵, and R⁷ is optionally substituted with one, two or three substituents independently selected from halo, cyano, and C₁-C₆ alkyl;

R⁶ is H, C₁-C₆ alkyl, C₁-C₆ alkoxy, 5 to 6 membered heteroaryl containing 1, 2, or 3 heteroatoms selected from N, O, and S, or C₆-C₁₀ aryl;

wherein 5 to 6 membered heteroaryl and C₆-C₁₀ aryl of R⁶ are each, independently, optionally substituted with one, two, or three substituents independently selected from halo, cyano, C₁-C₆ alkoxy, and C₁-C₆ alkyl; each R⁸ is independently H, C₁-C₆ alkyl, C₁-C₆ haloalkyl, and C₃-C₆ cycloalkyl; each R⁹ is independently H, C₁-C₆ alkyl, C₁-C₆ haloalkyl, and C₃-C₆ cycloalkyl; each R¹⁰ is independently H, C₁-C₆ alkyl, C₁-C₆ haloalkyl, and C₃-C₆ cycloalkyl;



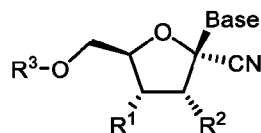
R¹¹ is C₁-C₆ alkyl optionally substituted with -OP(=O)(OH)(OR¹⁴);

R¹² is H, C₁-C₆ alkyl, -C(=O)R¹³ or -C(=O)OR¹³;

each R¹³ is independently H or C₁-C₈ alkyl; wherein C₁-C₈ alkyl of R¹³ is optionally substituted with one, two, or three substituents independently selected from halogen, cyano, -OP(=O)(OH)(OR¹⁴), and phenyl, wherein substituent phenyl of R¹³ is optionally substituted with -OP(=O)(OH)(OR¹⁴); and

each R¹⁴ is independently H, C₁-C₈ alkyl, C₃-C₈ carbocyclyl, C₆-C₁₀ aryl, or 5 to 6 membered heteroaryl containing 1, 2, or 3 heteroatoms selected from N, O, and S; wherein C₁-C₈ alkyl of R¹⁴ is optionally substituted with one, two or three substituents independently selected from the group consisting of halogen, cyano, and phenyl.

[0048] In certain embodiments, provided herein is a compound of Formula I:



Formula I

or a pharmaceutically acceptable salt thereof, wherein:

R^1 is -OH, -OC(=O) R^4 , or -OC(=O)OR⁴;

R^2 is -OH, -OC(=O) R^5 , or -OC(=O)OR⁵; or

R^1 and R^2 are taken together to form -OC(=O)O-, -OP(=O)(OH)O-, or -OCHR⁶O-;

R^3 is -C(=O)OR⁷;

R^4 , R^5 , and R^7 are each independently C₁-C₈ alkyl, C₂-C₈ alkenyl, C₂-C₈ alkynyl, C₃-C₈ carbocyclyl, C₆-C₁₀ aryl, 4 to 6 membered heterocyclyl containing 1, 2, or 3 heteroatoms selected from N, O, and S, or 5 to 6 membered heteroaryl containing 1, 2, or 3 heteroatoms selected from N, O, and S;

wherein C₁-C₈ alkyl, C₂-C₈ alkenyl, C₂-C₈ alkynyl, C₃-C₈ carbocyclyl, C₆-C₁₀ aryl, 4 to 6 membered heterocyclyl, or 5 to 6 membered heteroaryl of R^4 , R^5 , and R^7 are each, independently, optionally substituted with one, two, or three substituents independently selected from the group consisting of halogen, cyano, carbonyl, -N₃, -OR⁸, -NR⁹R¹⁰, -OP(=O)(OH)₂, C₃-C₈ carbocyclyl, 4 to 6 membered heterocyclyl containing 1, 2, or 3 heteroatoms selected from N, O, and S, 5 to 6 membered heteroaryl containing 1, 2, or 3 heteroatoms selected from N, O, and S, and phenyl;

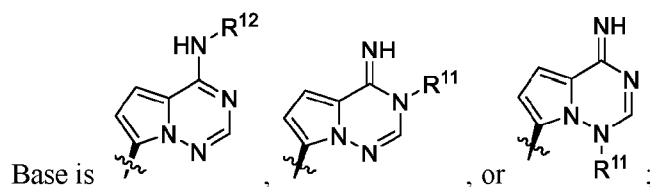
wherein 4 to 6 membered heterocyclyl is optionally substituted with one, two, or three substituents independently selected from carbonyl and C₁-C₆ alkyl, and wherein phenyl is optionally substituted with one, two or three substituents independently selected from halo, cyano, and C₁-C₆ alkyl;

R^6 is H, C₁-C₆ alkyl, C₁-C₆ alkoxy, 5 to 6 membered heteroaryl containing 1, 2, or 3 heteroatoms selected from N, O, and S, or C₆-C₁₀ aryl;

wherein 5 to 6 membered heteroaryl and C₆-C₁₀ aryl are each, independently, optionally substituted with one, two, or three substituents independently selected from halo, cyano, C₁-C₆ alkoxy, and C₁-C₆ alkyl;

each R^8 is independently H, C₁-C₆ alkyl, C₁-C₆ haloalkyl, and C₃-C₆ cycloalkyl;

each R^9 is independently H, C₁-C₆ alkyl, C₁-C₆ haloalkyl, and C₃-C₆ cycloalkyl;
 each R^{10} is independently H, C₁-C₆ alkyl, C₁-C₆ haloalkyl, and C₃-C₆ cycloalkyl;



R^{11} is C₁-C₆ alkyl optionally substituted with -OP(=O)(OH)(OR¹⁴);

R^{12} is H, C₁-C₆ alkyl, -C(=O)R¹³ or -C(=O)OR¹³; and

each R^{13} is independently H or C₁-C₈ alkyl; wherein C₁-C₈ alkyl of R^{13} is optionally substituted with one, two, or three substituents independently selected from halogen, cyano, -OP(=O)(OH)(OR¹⁴), and phenyl, wherein phenyl is optionally substituted with -OP(=O)(OH)(OR¹⁴); and

each R^{14} is independently H, C₁-C₈ alkyl, C₃-C₈ carbocyclyl, C₆-C₁₀ aryl, or 5 to 6 membered heteroaryl containing 1, 2, or 3 heteroatoms selected from N, O, and S; wherein C₁-C₈ alkyl of R^{14} is optionally substituted with one, two or three substituents independently selected from the group consisting of halogen, cyano, and phenyl.

[0049] In some embodiments, R^1 is -OH. In some embodiments, R^1 is -OC(=O)R⁴. In some embodiments, R^1 is -OC(=O)OR⁴.

[0050] In some embodiments, R^1 is -OP(=O)(OH)(OR⁴).

[0051] In some embodiments, R^2 is -OH. In some embodiments, R^2 is -OC(=O)R⁵. In some embodiments, R^2 is -OC(=O)OR⁵.

[0052] In some embodiments, R^2 is -OP(=O)(OH)(OR⁵).

[0053] In some embodiments, R^1 and R^2 are both -OH. In some embodiments, R^1 is -OC(=O)R⁴ and R^2 is -OC(=O)R⁵. In some embodiments, R^1 is OH, and R^2 is -OC(=O)R⁵ or -OC(=O)OR⁵. In some embodiments, R^1 is -OC(=O)R⁴ or -OC(=O)OR⁴, and R^2 is OH. In some embodiments, R^1 and R^2 are taken together to form -OC(=O)O-. In some embodiments, R^1 and R^2 are taken together to form -OP(=O)(OH)O-. In some embodiments, R^1 and R^2 are taken together to form -OCHR⁶O-.

[0054] In some embodiments, R¹ is OH and R² is -OC(=O)R⁵. In some embodiments, R¹ is OH and R² is OC(=O)OR⁵. In some embodiments, R¹ is -OC(=O)R⁴ and R² is OH. In some embodiments, R¹ is -OC(=O)OR⁴ and R² is OH. In some embodiments, R¹ is -OC(=O)OR⁴ and R² is OC(=O)OR⁵. In some embodiments, R¹ is -OC(=O)R⁴ and R² is OC(=O)OR⁵. In some embodiments, R¹ is -OC(=O)OR⁴ and R² is OC(=O)R⁵.

[0055] In some embodiments, R¹ is -OP(=O)(OH)(OR⁴) and R² is -OH.

[0056] In some embodiments, R¹ is -OC(=O)CH₃. In some embodiments R² is -OC(=O)CH₃. In some embodiments, R¹ and R² are both -OC(=O)CH₃.

[0057] In some embodiments,

R¹ is OH, OC(O)CH(CH₃)₂, or OC(O)CH₃,

R² is OH, OC(O)CH(CH₃)₂, or OC(O)CH₃, or

R¹ and R² are taken together to form -OC(=O)O-.

[0058] In some embodiments, R⁴ is C₁-C₈ alkyl, C₂-C₈ alkenyl, or C₂-C₈ alkynyl; wherein C₁-C₈ alkyl, C₂-C₈ alkenyl, and C₂-C₈ alkynyl of R⁴ are each, independently, optionally substituted with one, two, or three substituents independently selected from the group consisting of halogen, cyano, -N₃, -OR⁸, -NR⁹R¹⁰, -OP(=O)(OH)₂, C₃-C₈ carbocyclyl and phenyl; wherein substituent phenyl of R⁴ is optionally substituted with one, two or three substituents independently selected from halo, cyano, and C₁-C₆ alkyl.

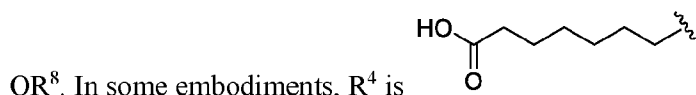
[0059] In some embodiments, R⁴ is C₁-C₈ alkyl, C₂-C₈ alkenyl, or C₂-C₈ alkynyl; wherein C₁-C₈ alkyl, C₂-C₈ alkenyl, and C₂-C₈ alkynyl of R⁴ are each, independently, optionally substituted with one, two, or three substituents independently selected from the group consisting of halogen, cyano, -N₃, -OR⁸, -NR⁹R¹⁰, -OP(=O)(OH)₂, C₃-C₈ carbocyclyl and phenyl; wherein phenyl is optionally substituted with one, two or three substituents independently selected from halo, cyano, and C₁-C₆ alkyl.

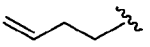
[0060] In some embodiments, R⁴ is C₁-C₈ alkyl optionally substituted with one, two, or three substituents independently selected from the group consisting of halogen, cyano, -N₃, -OR⁸, -NR⁹R¹⁰, -OP(=O)(OH)₂, C₃-C₈ carbocyclyl and phenyl. In some embodiments, R⁴ is C₁-C₈ alkyl. In some embodiments, R⁴ is C₁-C₆ alkyl. In some embodiments, R⁴ is C₁-C₃ alkyl. In

some embodiments, R^4 is $-\text{CH}_3$, $-\text{CH}_2\text{CH}_3$, $-(\text{CH}_2)_2\text{CH}_3$, $-\text{CH}(\text{CH}_3)_2$, $-(\text{CH}_2)_3\text{CH}_3$, or $-\text{C}(\text{CH}_3)_3$. In some embodiments, R^4 is $-\text{CH}_3$ or $-\text{CH}(\text{CH}_3)_2$.

[0061] In some embodiments, R^4 is $-\text{CH}_3$, $-\text{CH}_2\text{CH}_3$, $-(\text{CH}_2)_2\text{CH}_3$, $-\text{CH}(\text{CH}_3)_2$, $-(\text{CH}_2)_3\text{CH}_3$, $-\text{C}(\text{CH}_3)_3$, or $-\text{C}(\text{CH}_3)_2\text{CH}_2\text{CH}_3$.

[0062] In some embodiments, R^4 is C_1 - C_{20} alkyl substituted with one, two, or three substituents independently selected from the group consisting of carbonyl, $-\text{OR}^8$, $-\text{NR}^9\text{R}^{10}$, and $-\text{OP}(=\text{O})(\text{OH})_2$. In some embodiments, R^4 is C_2 - C_8 alkyl substituted with carbonyl and



[0063] In some embodiments, R^4 is C_2 - C_8 alkenyl. In some embodiments, R^4 is C_4 alkenyl. In some embodiments, R^4 is .

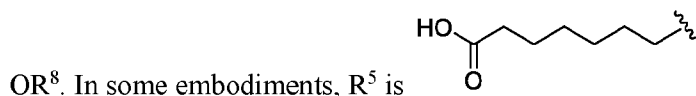
[0064] In some embodiments, R^5 is C_1 - C_8 alkyl, C_2 - C_8 alkenyl, or C_2 - C_8 alkynyl; wherein C_1 - C_8 alkyl, C_2 - C_8 alkenyl, and C_2 - C_8 alkynyl of R^4 are each, independently, optionally substituted with one, two, or three substituents independently selected from the group consisting of halogen, cyano, $-\text{N}_3$, $-\text{OR}^8$, $-\text{NR}^9\text{R}^{10}$, $-\text{OP}(=\text{O})(\text{OH})_2$, C_3 - C_8 carbocyclyl and phenyl; wherein substituent phenyl of R^5 is optionally substituted with one, two or three substituents independently selected from halo, cyano, and C_1 - C_6 alkyl.

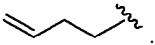
[0065] In some embodiments, R^5 is C_1 - C_8 alkyl, C_2 - C_8 alkenyl, or C_2 - C_8 alkynyl; wherein C_1 - C_8 alkyl, C_2 - C_8 alkenyl, and C_2 - C_8 alkynyl of R^4 are each, independently, optionally substituted with one, two, or three substituents independently selected from the group consisting of halogen, cyano, $-\text{N}_3$, $-\text{OR}^8$, $-\text{NR}^9\text{R}^{10}$, $-\text{OP}(=\text{O})(\text{OH})_2$, C_3 - C_8 carbocyclyl and phenyl; wherein phenyl is optionally substituted with one, two or three substituents independently selected from halo, cyano, and C_1 - C_6 alkyl.

[0066] In some embodiments, R^5 is C_1 - C_8 alkyl optionally substituted with one, two, or three substituents independently selected from the group consisting of halogen, cyano, $-\text{N}_3$, $-\text{OR}^8$, $-\text{NR}^9\text{R}^{10}$, $-\text{OP}(=\text{O})(\text{OH})_2$, C_3 - C_8 carbocyclyl and phenyl. In some embodiments, R^5 is C_1 - C_8 alkyl. In some embodiments, R^5 is C_1 - C_6 alkyl. In some embodiments, R^5 is C_1 - C_3 alkyl. In some embodiments, R^5 is $-\text{CH}_3$, $-\text{CH}_2\text{CH}_3$, $-(\text{CH}_2)_2\text{CH}_3$, $-\text{CH}(\text{CH}_3)_2$, $-(\text{CH}_2)_3\text{CH}_3$, or $-\text{C}(\text{CH}_3)_3$. In some embodiments, R^5 is $-\text{CH}_3$ or $-\text{CH}(\text{CH}_3)_2$.

[0067] In some embodiments, R⁵ is -CH₃, -CH₂CH₃, -(CH₂)₂CH₃, -CH(CH₃)₂, -(CH₂)₃CH₃, -C(CH₃)₃, or -C(CH₃)₂CH₂CH₃.

[0068] In some embodiments, R⁵ is C₁-C₂₀ alkyl substituted with one, two, or three substituents independently selected from the group consisting of carbonyl, -OR⁸, -NR⁹R¹⁰, and -OP(=O)(OH)₂. In some embodiments, R⁵ is C₂-C₈ alkyl substituted with carbonyl and -



[0069] In some embodiments, R⁵ is C₂-C₈ alkenyl. In some embodiments, R⁵ is C₄ alkenyl. In some embodiments, R⁵ is  .

[0070] In some embodiments, R⁴ and R⁵ are the same. In some embodiments, R⁴ and R⁵ are different. In some embodiments, R⁴ is C₁-C₈ alkyl and R⁵ is C₁-C₈ alkyl. In some embodiments, R⁴ is -CH₃ or -CH(CH₃)₂ and R⁵ is -CH₃ or -CH(CH₃)₂. In some embodiments, R⁴ is -CH₃ and R⁵ is -CH₃. In some embodiments, R⁴ is -CH(CH₃)₂ and R⁵ is -CH(CH₃)₂.

[0071] In some embodiments, R⁶ is H. In some embodiments, R⁶ is C₁-C₆ alkyl. In some embodiments, R⁶ is -CH₃, -CH₂CH₃, -(CH₂)₂CH₃, -CH(CH₃)₂, -(CH₂)₃CH₃, or -C(CH₃)₃. In some embodiments, R⁶ is C₁-C₆ alkoxy. In some embodiments, R⁶ is -OCH₃.

[0072] In some embodiments, R⁶ is 5 to 6 membered heteroaryl containing 1, 2, or 3 heteroatoms selected from N, O, and S optionally substituted with one, two, or three substituents independently selected from halo, cyano, C₁-C₆ alkoxy, and C₁-C₆ alkyl. In some embodiments, R⁶ is 5 to 6 membered heteroaryl containing 1, 2, or 3 heteroatoms selected from N, O, and S substituted with one, two, or three substituents independently selected from halo, cyano, C₁-C₆ alkoxy, and C₁-C₆ alkyl. In some embodiments, R⁶ is 5 to 6 membered heteroaryl containing 1, 2, or 3 heteroatoms selected from N, O, and S.

[0073] In some embodiments, R⁶ is C₆-C₁₀ aryl optionally substituted with one, two, or three substituents independently selected from halo, cyano, C₁-C₆ alkoxy, and C₁-C₆ alkyl. In some embodiments, R⁶ is C₆-C₁₀ aryl substituted with one, two, or three substituents independently selected from halo, cyano, C₁-C₆ alkoxy, and C₁-C₆ alkyl. In some embodiments, R⁶ is C₆-C₁₀ aryl. In some embodiments, R⁶ is phenyl.

[0074] In some embodiments, R^7 is C_1 - C_{20} alkyl, C_2 - C_8 alkenyl, C_3 - C_{10} carbocyclyl, C_6 - C_{10} aryl, 4 to 8 membered heterocyclyl containing 1, 2, or 3 heteroatoms selected from N, O, and S or 5 to 6 membered heteroaryl containing 1, 2, or 3 heteroatoms selected from N, O, and S; wherein C_1 - C_{20} alkyl, C_3 - C_8 carbocyclyl, C_6 - C_{10} aryl, 4 to 6 membered heterocyclyl, or 5 to 6 membered heteroaryl of R^7 are each optionally substituted with one, two, or three substituents independently selected from the group consisting of C_1 - C_8 alkyl, halogen, cyano, carbonyl, $-N_3$, $-OR^8$, $-NR^9R^{10}$, $-OP(=O)(OH)_2$, $-OP(=O)(OR^8)_2$, C_3 - C_8 carbocyclyl, 4 to 6 membered heterocyclyl containing 1, 2, or 3 heteroatoms selected from N, O, and S, 5 to 6 membered heteroaryl containing 1, 2, or 3 heteroatoms selected from N, O, and S, and phenyl; wherein substituent C_3 - C_8 carbocyclyl of R^7 is optionally substituted with one, two, or three substituents independently selected from C_1 - C_8 alkyl, halogen, $-CF_3$, cyano, $-CH_2CN$, and phenyl, wherein substituent 4 to 6 membered heterocyclyl of R^7 is optionally substituted with one, two, or three substituents independently selected from carbonyl and C_1 - C_6 alkyl, and wherein substituent phenyl of R^7 is optionally substituted with one, two or three substituents independently selected from halo, cyano, C_1 - C_6 alkyl, and OR^8 .

[0075] In some embodiments, R^7 is C_1 - C_{20} alkyl, C_2 - C_8 alkenyl, C_3 - C_8 carbocyclyl, C_6 - C_{10} aryl, 4 to 6 membered heterocyclyl containing 1, 2, or 3 heteroatoms selected from N, O, and S or 5 to 6 membered heteroaryl containing 1, 2, or 3 heteroatoms selected from N, O, and S; wherein C_1 - C_{20} alkyl, C_3 - C_8 carbocyclyl, C_6 - C_{10} aryl, 4 to 6 membered heterocyclyl, or 5 to 6 membered heteroaryl of R^7 are each optionally substituted with one, two, or three substituents independently selected from the group consisting of C_1 - C_8 alkyl, halogen, cyano, carbonyl, $-N_3$, $-OR^8$, $-NR^9R^{10}$, $-OP(=O)(OH)_2$, $-OP(=O)(OR^8)_2$, C_3 - C_8 carbocyclyl, 4 to 6 membered heterocyclyl containing 1, 2, or 3 heteroatoms selected from N, O, and S, 5 to 6 membered heteroaryl containing 1, 2, or 3 heteroatoms selected from N, O, and S, and phenyl; wherein substituent C_3 - C_8 carbocyclyl of R^7 is optionally substituted with one, two, or three substituents independently selected from C_1 - C_8 alkyl, halogen, $-CF_3$, cyano, $-CH_2CN$, and phenyl, wherein substituent 4 to 6 membered heterocyclyl of R^7 is optionally substituted with one, two, or three substituents independently selected from carbonyl and C_1 - C_6 alkyl, and wherein substituent phenyl of R^7 is optionally substituted with one, two or three substituents independently selected from halo, cyano, C_1 - C_6 alkyl, and OR^8 .

[0076] In some embodiments, R^7 is C_1 - C_{20} alkyl, C_3 - C_8 carbocyclyl, C_6 - C_{10} aryl, 4 to 6 membered heterocyclyl containing 1, 2, or 3 heteroatoms selected from N, O, and S or 5 to 6 membered heteroaryl containing 1, 2, or 3 heteroatoms selected from N, O, and S; wherein C_1 - C_{20} alkyl, C_3 - C_8 carbocyclyl, C_6 - C_{10} aryl, 4 to 6 membered heterocyclyl, or 5 to 6 membered heteroaryl of R^7 are each optionally substituted with one, two, or three substituents independently selected from the group consisting of C_1 - C_8 alkyl, halogen, cyano, carbonyl, $-N_3$, $-OR^8$, $-NR^9R^{10}$, $-OP(=O)(OH)_2$, $-OP(=O)(OR^8)_2$, C_3 - C_8 carbocyclyl, 4 to 6 membered heterocyclyl containing 1, 2, or 3 heteroatoms selected from N, O, and S, 5 to 6 membered heteroaryl containing 1, 2, or 3 heteroatoms selected from N, O, and S, and phenyl; wherein substituent C_3 - C_8 carbocyclyl of R^7 is optionally substituted with one, two, or three substituents independently selected from C_1 - C_8 alkyl, halogen, $-CF_3$, cyano, $-CH_2CN$, and phenyl, wherein substituent 4 to 6 membered heterocyclyl of R^7 is optionally substituted with one, two, or three substituents independently selected from carbonyl and C_1 - C_6 alkyl, and wherein substituent phenyl of R^7 is optionally substituted with one, two or three substituents independently selected from halo, cyano, C_1 - C_6 alkyl, and OR^8 .

[0077] In some embodiments, R^7 is C_1 - C_{20} alkyl, C_3 - C_8 carbocyclyl, C_6 - C_{10} aryl, 4 to 6 membered heterocyclyl containing 1, 2, or 3 heteroatoms selected from N, O, and S or 5 to 6 membered heteroaryl containing 1, 2, or 3 heteroatoms selected from N, O, and S; wherein C_1 - C_{20} alkyl, C_3 - C_8 carbocyclyl, C_6 - C_{10} aryl, 4 to 6 membered heterocyclyl, or 5 to 6 membered heteroaryl of R^7 are each optionally substituted with one, two, or three substituents independently selected from the group consisting of C_1 - C_8 alkyl, $-OR^8$, $-NR^9R^{10}$, $-OP(=O)(OH)_2$, $-OP(=O)(OR^8)_2$, C_3 - C_8 carbocyclyl, 4 to 6 membered heterocyclyl containing 1, 2, or 3 heteroatoms selected from N, O, and S, 5 to 6 membered heteroaryl containing 1, 2, or 3 heteroatoms selected from N, O, and S, and phenyl; wherein substituent C_3 - C_8 carbocyclyl of R^7 is optionally substituted with one, two, or three substituents independently selected from C_1 - C_8 alkyl, halogen, $-CF_3$, cyano, $-CH_2CN$, and phenyl, wherein substituent 4 to 6 membered heterocyclyl of R^7 is optionally substituted with one, two, or three substituents independently selected from carbonyl and C_1 - C_6 alkyl, and wherein substituent phenyl of R^7 is optionally substituted with one, two or three substituents independently selected from halo, cyano, C_1 - C_6 alkyl, and OR^8 .

[0078] In some embodiments, R^7 is C_1 - C_8 alkyl, C_3 - C_8 carbocyclyl, C_6 - C_{10} aryl, 4 to 6 membered heterocyclyl containing 1, 2, or 3 heteroatoms selected from N, O, and S or 5 to 6 membered heteroaryl containing 1, 2, or 3 heteroatoms selected from N, O, and S; wherein C_1 - C_8 alkyl, C_3 - C_8 carbocyclyl, C_6 - C_{10} aryl, 4 to 6 membered heterocyclyl, and 5 to 6 membered heteroaryl of R^7 are each optionally substituted with one, two, or three substituents independently selected from the group consisting of C_1 - C_8 alkyl, $-OR^8$, $-OP(=O)(OH)_2$, C_3 - C_8 carbocyclyl, 4 to 6 membered heterocyclyl containing 1, 2, or 3 heteroatoms selected from N, O, and S, 5 to 6 membered heteroaryl containing 1, 2, or 3 heteroatoms selected from N, O, and S, and phenyl; wherein substituent 4 to 6 membered heterocyclyl of R^7 is optionally substituted with one, two, or three substituents independently selected from carbonyl and C_1 - C_6 alkyl and wherein substituent phenyl of R^7 is optionally substituted with one, two, or three substituents independently selected from halo, cyano, and C_1 - C_6 alkyl.

[0079] In some embodiments, R^7 is C_1 - C_8 alkyl, C_3 - C_8 carbocyclyl, C_6 - C_{10} aryl, 4 to 6 membered heterocyclyl containing 1, 2, or 3 heteroatoms selected from N, O, and S or 5 to 6 membered heteroaryl containing 1, 2, or 3 heteroatoms selected from N, O, and S; wherein C_1 - C_8 alkyl, C_3 - C_8 carbocyclyl, C_6 - C_{10} aryl, 4 to 6 membered heterocyclyl, and 5 to 6 membered heteroaryl of R^7 are each optionally substituted with one, two, or three substituents independently selected from the group consisting of $-OR^8$, $-OP(=O)(OH)_2$, C_3 - C_8 carbocyclyl, 4 to 6 membered heterocyclyl containing 1, 2, or 3 heteroatoms selected from N, O, and S, 5 to 6 membered heteroaryl containing 1, 2, or 3 heteroatoms selected from N, O, and S, and phenyl; wherein substituent C_3 - C_8 carbocyclyl of R^7 is optionally substituted with one, two, or three substituents independently selected from C_1 - C_8 alkyl, halogen, $-CF_3$, cyano, $-CH_2CN$, and phenyl, wherein substituent 4 to 6 membered heterocyclyl of R^7 is optionally substituted with one, two, or three substituents independently selected from carbonyl and C_1 - C_6 alkyl, and wherein substituent phenyl of R^7 is optionally substituted with one, two or three substituents independently selected from halo, cyano, C_1 - C_6 alkyl, and OR^8 .

[0080] In some embodiments, R^7 is C_1 - C_8 alkyl, C_3 - C_8 carbocyclyl, C_6 - C_{10} aryl, 4 to 6 membered heterocyclyl containing 1, 2, or 3 heteroatoms selected from N, O, and S or 5 to 6 membered heteroaryl containing 1, 2, or 3 heteroatoms selected from N, O, and S; wherein C_1 - C_8 alkyl, C_3 - C_8 carbocyclyl, C_6 - C_{10} aryl, 4 to 6 membered heterocyclyl, and 5 to 6 membered heteroaryl of R^7 are each optionally substituted with one, two, or three substituents

independently selected from the group consisting of $-OR^8$, $-OP(=O)(OH)_2$, C₃-C₈ carbocyclyl, 4 to 6 membered heterocyclyl containing 1, 2, or 3 heteroatoms selected from N, O, and S, 5 to 6 membered heteroaryl containing 1, 2, or 3 heteroatoms selected from N, O, and S, and phenyl; wherein substituent 4 to 6 membered heterocyclyl of R⁷ is optionally substituted with one, two, or three substituents independently selected from carbonyl and C₁-C₆ alkyl and wherein substituent phenyl of R⁷ is optionally substituted with one, two, or three substituents independently selected from halo, cyano, and C₁-C₆ alkyl.

[0081] In some embodiments, R⁷ is C₁-C₈ alkyl, C₃-C₈ carbocyclyl, C₆-C₁₀ aryl, 4 to 6 membered heterocyclyl containing 1, 2, or 3 heteroatoms selected from N, O, and S or 5 to 6 membered heteroaryl containing 1, 2, or 3 heteroatoms selected from N, O, and S; wherein C₁-C₈ alkyl, C₃-C₈ carbocyclyl, C₆-C₁₀ aryl, 4 to 6 membered heterocyclyl, and 5 to 6 membered heteroaryl of R⁷ are each optionally substituted with one, two, or three substituents independently selected from the group consisting of $-OR^8$, $-OP(=O)(OH)_2$, C₃-C₈ carbocyclyl, 4 to 6 membered heterocyclyl containing 1, 2, or 3 heteroatoms selected from N, O, and S, 5 to 6 membered heteroaryl containing 1, 2, or 3 heteroatoms selected from N, O, and S, and phenyl; wherein 4 to 6 membered heterocyclyl is optionally substituted with one, two, or three substituents independently selected from carbonyl and C₁-C₆ alkyl and wherein phenyl is optionally substituted with one, two, or three substituents independently selected from halo, cyano, and C₁-C₆ alkyl.

[0082] In some embodiments, R⁷ is C₁-C₈ alkyl, C₃-C₈ carbocyclyl, C₆-C₁₀ aryl, 4 to 6 membered heterocyclyl containing 1, 2, or 3 heteroatoms selected from N, O, and S or 5 to 6 membered heteroaryl containing 1, 2, or 3 heteroatoms selected from N, O, and S; wherein C₁-C₈ alkyl, C₃-C₈ carbocyclyl, C₆-C₁₀ aryl, 4 to 6 membered heterocyclyl, and 5 to 6 membered heteroaryl of R⁷ are each optionally substituted with one, two, or three substituents independently selected from the group consisting of C₁-C₈ alkyl, $-OR^8$, $-OP(=O)(OH)_2$, C₃-C₈ carbocyclyl and phenyl; wherein substituent phenyl of R⁷ is optionally substituted with one, two, or three substituents independently selected from halo, cyano, and C₁-C₆ alkyl.

[0083] In some embodiments, R⁷ is C₁-C₈ alkyl, C₃-C₈ carbocyclyl, C₆-C₁₀ aryl, 4 to 6 membered heterocyclyl containing 1, 2, or 3 heteroatoms selected from N, O, and S or 5 to 6 membered heteroaryl containing 1, 2, or 3 heteroatoms selected from N, O, and S; wherein C₁-C₈ alkyl, C₃-C₈ carbocyclyl, C₆-C₁₀ aryl, 4 to 6 membered heterocyclyl, and 5 to 6

membered heteroaryl of R⁷ are each optionally substituted with one, two, or three substituents independently selected from the group consisting of -OR⁸, -OP(=O)(OH)₂, C₃-C₈ carbocyclyl and phenyl; wherein substituent phenyl of R⁷ is optionally substituted with one, two, or three substituents independently selected from halo, cyano, and C₁-C₆ alkyl.

[0084] In some embodiments, R⁷ is C₁-C₈ alkyl, C₃-C₈ carbocyclyl, C₆-C₁₀ aryl, 4 to 6 membered heterocyclyl containing 1, 2, or 3 heteroatoms selected from N, O, and S or 5 to 6 membered heteroaryl containing 1, 2, or 3 heteroatoms selected from N, O, and S; wherein C₁-C₈ alkyl, C₃-C₈ carbocyclyl, C₆-C₁₀ aryl, 4 to 6 membered heterocyclyl, and 5 to 6 membered heteroaryl of R⁷ are each optionally substituted with one, two, or three substituents independently selected from the group consisting of -OR⁸, -OP(=O)(OH)₂, C₃-C₈ carbocyclyl and phenyl; wherein phenyl is optionally substituted with one, two, or three substituents independently selected from halo, cyano, and C₁-C₆ alkyl.

[0085] In some embodiments, R⁷ is C₁-C₈ alkyl, C₃-C₈ carbocyclyl, C₆-C₁₀ aryl, 4 to 6 membered heterocyclyl containing 1, 2, or 3 heteroatoms selected from N, O, and S or 5 to 6 membered heteroaryl containing 1, 2, or 3 heteroatoms selected from N, O, and S; wherein C₁-C₈ alkyl C₃-C₈ carbocyclyl, C₆-C₁₀ aryl, 4 to 6 membered heterocyclyl containing 1, 2, or 3 heteroatoms selected from N, O, and S, and 5 to 6 membered heteroaryl containing 1, 2, or 3 heteroatoms selected from N, O, and S of R⁷ are each optionally substituted with one, two, or three substituents independently selected from the group consisting of C₁-C₈ alkyl, -OR⁸, -OP(=O)(OH)₂, C₃-C₈ carbocyclyl, 4 to 6 membered heterocyclyl containing 1, 2, or 3 heteroatoms selected from N, O, and S, 5 to 6 membered heteroaryl containing 1, 2, or 3 heteroatoms selected from N, O, and S, and phenyl; wherein substituent 4 to 6 membered heterocyclyl of R⁷ is optionally substituted with one, two, or three substituents independently selected from carbonyl and C₁-C₆ alkyl.

[0086] In some embodiments, R⁷ is C₁-C₈ alkyl, C₃-C₈ carbocyclyl, C₆-C₁₀ aryl, 4 to 6 membered heterocyclyl containing 1, 2, or 3 heteroatoms selected from N, O, and S or 5 to 6 membered heteroaryl containing 1, 2, or 3 heteroatoms selected from N, O, and S; wherein C₁-C₈ alkyl C₃-C₈ carbocyclyl, C₆-C₁₀ aryl, 4 to 6 membered heterocyclyl containing 1, 2, or 3 heteroatoms selected from N, O, and S, and 5 to 6 membered heteroaryl containing 1, 2, or 3 heteroatoms selected from N, O, and S of R⁷ are each optionally substituted with one, two, or three substituents independently selected from the group consisting of -OR⁸, -

OP(=O)(OH)₂, C₃-C₈ carbocyclyl, 4 to 6 membered heterocyclyl containing 1, 2, or 3 heteroatoms selected from N, O, and S, 5 to 6 membered heteroaryl containing 1, 2, or 3 heteroatoms selected from N, O, and S, and phenyl; wherein substituent 4 to 6 membered heterocyclyl of R⁷ is optionally substituted with one, two, or three substituents independently selected from carbonyl and C₁-C₆ alkyl.

[0087] In some embodiments, R⁷ is C₁-C₈ alkyl, C₃-C₈ carbocyclyl, C₆-C₁₀ aryl, 4 to 6 membered heterocyclyl containing 1, 2, or 3 heteroatoms selected from N, O, and S or 5 to 6 membered heteroaryl containing 1, 2, or 3 heteroatoms selected from N, O, and S; wherein C₁-C₈ alkyl, C₃-C₈ carbocyclyl, C₆-C₁₀ aryl, 4 to 6 membered heterocyclyl containing 1, 2, or 3 heteroatoms selected from N, O, and S, and 5 to 6 membered heteroaryl containing 1, 2, or 3 heteroatoms selected from N, O, and S are optionally substituted with one, two, or three substituents independently selected from the group consisting of -OR⁸, -OP(=O)(OH)₂, C₃-C₈ carbocyclyl, 4 to 6 membered heterocyclyl containing 1, 2, or 3 heteroatoms selected from N, O, and S, 5 to 6 membered heteroaryl containing 1, 2, or 3 heteroatoms selected from N, O, and S, and phenyl; wherein 4 to 6 membered heterocyclyl is optionally substituted with one, two, or three substituents independently selected from carbonyl and C₁-C₆ alkyl.

[0088] In some embodiments, R⁷ is C₁-C₈ alkyl, C₃-C₈ carbocyclyl, C₆-C₁₀ aryl, 4 to 6 membered heterocyclyl containing 1, 2, or 3 heteroatoms selected from N, O, and S or 5 to 6 membered heteroaryl containing 1, 2, or 3 heteroatoms selected from N, O, and S; wherein C₁-C₈ alkyl, C₃-C₈ carbocyclyl, C₆-C₁₀ aryl, 4 to 6 membered heterocyclyl containing 1, 2, or 3 heteroatoms selected from N, O, and S, and 5 to 6 membered heteroaryl containing 1, 2, or 3 heteroatoms selected from N, O, and S of R⁷ are each optionally substituted with one, two, or three substituents independently selected from the group consisting of C₁-C₈ alkyl, -OR⁸, -OP(=O)(OH)₂, C₃-C₈ carbocyclyl, 4 to 6 membered heterocyclyl containing 1, 2, or 3 heteroatoms selected from N, O, and S, 5 to 6 membered heteroaryl containing 1, 2, or 3 heteroatoms selected from N, O, and S, and phenyl.

[0089] In some embodiments, R⁷ is C₁-C₈ alkyl, C₃-C₈ carbocyclyl, C₆-C₁₀ aryl, 4 to 6 membered heterocyclyl containing 1, 2, or 3 heteroatoms selected from N, O, and S or 5 to 6 membered heteroaryl containing 1, 2, or 3 heteroatoms selected from N, O, and S; wherein C₁-C₈ alkyl, C₃-C₈ carbocyclyl, C₆-C₁₀ aryl, 4 to 6 membered heterocyclyl containing 1, 2, or 3 heteroatoms selected from N, O, and S, and 5 to 6 membered heteroaryl containing 1, 2, or 3

3 heteroatoms selected from N, O, and S of R⁷ are each optionally substituted with one, two, or three substituents independently selected from the group consisting of -OR⁸, -OP(=O)(OH)₂, C₃-C₈ carbocyclyl, 4 to 6 membered heterocyclyl containing 1, 2, or 3 heteroatoms selected from N, O, and S, 5 to 6 membered heteroaryl containing 1, 2, or 3 heteroatoms selected from N, O, and S, and phenyl.

[0090] In some embodiments, R⁷ is C₁-C₈ alkyl, C₃-C₈ carbocyclyl, C₆-C₁₀ aryl, 4 to 6 membered heterocyclyl containing 1, 2, or 3 heteroatoms selected from N, O, and S or 5 to 6 membered heteroaryl containing 1, 2, or 3 heteroatoms selected from N, O, and S; wherein C₁-C₈ alkyl, C₃-C₈ carbocyclyl, C₆-C₁₀ aryl, 4 to 6 membered heterocyclyl containing 1, 2, or 3 heteroatoms selected from N, O, and S, and 5 to 6 membered heteroaryl containing 1, 2, or 3 heteroatoms selected from N, O, and S are optionally substituted with one, two, or three substituents independently selected from the group consisting of -OR⁸, -OP(=O)(OH)₂, C₃-C₈ carbocyclyl, 4 to 6 membered heterocyclyl containing 1, 2, or 3 heteroatoms selected from N, O, and S, 5 to 6 membered heteroaryl containing 1, 2, or 3 heteroatoms selected from N, O, and S, and phenyl.

[0091] In some embodiments, R⁷ is C₁-C₈ alkyl, C₃-C₈ carbocyclyl, C₆-C₁₀ aryl, 4 to 6 membered heterocyclyl containing 1, 2, or 3 heteroatoms selected from N, O, and S or 5 to 6 membered heteroaryl containing 1, 2, or 3 heteroatoms selected from N, O, and S; wherein C₁-C₈ alkyl, C₃-C₈ carbocyclyl, C₆-C₁₀ aryl, 4 to 6 membered heterocyclyl containing 1, 2, or 3 heteroatoms selected from N, O, and S, and 5 to 6 membered heteroaryl containing 1, 2, or 3 heteroatoms selected from N, O, and S of R⁷ are each optionally substituted with one, two, or three substituents independently selected from the group consisting of C₁-C₈ alkyl, -OR⁸, -OP(=O)(OH)₂, C₃-C₈ carbocyclyl and phenyl.

[0092] In some embodiments, R⁷ is C₁-C₈ alkyl, C₃-C₈ carbocyclyl, C₆-C₁₀ aryl, 4 to 6 membered heterocyclyl containing 1, 2, or 3 heteroatoms selected from N, O, and S or 5 to 6 membered heteroaryl containing 1, 2, or 3 heteroatoms selected from N, O, and S; wherein C₁-C₈ alkyl, C₃-C₈ carbocyclyl, C₆-C₁₀ aryl, 4 to 6 membered heterocyclyl containing 1, 2, or 3 heteroatoms selected from N, O, and S, and 5 to 6 membered heteroaryl containing 1, 2, or 3 heteroatoms selected from N, O, and S of R⁷ are each optionally substituted with one, two, or three substituents independently selected from the group consisting of -OR⁸, -OP(=O)(OH)₂, C₃-C₈ carbocyclyl and phenyl.

[0093] In some embodiments, R^7 is C₁-C₈ alkyl, C₃-C₈ carbocyclyl, C₆-C₁₀ aryl, 4 to 6 membered heterocyclyl containing 1, 2, or 3 heteroatoms selected from N, O, and S or 5 to 6 membered heteroaryl containing 1, 2, or 3 heteroatoms selected from N, O, and S; C₁-C₈ alkyl, C₃-C₈ carbocyclyl, C₆-C₁₀ aryl, 4 to 6 membered heterocyclyl containing 1, 2, or 3 heteroatoms selected from N, O, and S, and 5 to 6 membered heteroaryl containing 1, 2, or 3 heteroatoms selected from N, O, and S is optionally substituted with one, two, or three substituents independently selected from the group consisting of -OR⁸, -OP(=O)(OH)₂, C₃-C₈ carbocyclyl and phenyl.

[0094] In some embodiments, R^7 is C₁-C₈ alkyl, C₃-C₈ carbocyclyl, C₆-C₁₀ aryl, 4 to 6 membered heterocyclyl containing 1, 2, or 3 heteroatoms selected from N, O, and S or 5 to 6 membered heteroaryl containing 1, 2, or 3 heteroatoms selected from N, O, and S; wherein C₁-C₈ alkyl of R^7 is optionally substituted with one, two, or three substituents independently selected from the group consisting of C₁-C₈ alkyl, -OR⁸, -OP(=O)(OH)₂, C₃-C₈ carbocyclyl, 4 to 6 membered heterocyclyl containing 1, 2, or 3 heteroatoms selected from N, O, and S, 5 to 6 membered heteroaryl containing 1, 2, or 3 heteroatoms selected from N, O, and S, and phenyl; wherein substituent 4 to 6 membered heterocyclyl of R^7 is optionally substituted with one, two, or three substituents independently selected from carbonyl and C₁-C₆ alkyl.

[0095] In some embodiments, R^7 is C₁-C₈ alkyl, C₃-C₈ carbocyclyl, C₆-C₁₀ aryl, 4 to 6 membered heterocyclyl containing 1, 2, or 3 heteroatoms selected from N, O, and S or 5 to 6 membered heteroaryl containing 1, 2, or 3 heteroatoms selected from N, O, and S; wherein C₁-C₈ alkyl of R^7 is optionally substituted with one, two, or three substituents independently selected from the group consisting of -OR⁸, -OP(=O)(OH)₂, C₃-C₈ carbocyclyl, 4 to 6 membered heterocyclyl containing 1, 2, or 3 heteroatoms selected from N, O, and S, 5 to 6 membered heteroaryl containing 1, 2, or 3 heteroatoms selected from N, O, and S, and phenyl; wherein substituent 4 to 6 membered heterocyclyl of R^7 is optionally substituted with one, two, or three substituents independently selected from carbonyl and C₁-C₆ alkyl.

[0096] In some embodiments, R^7 is C₁-C₈ alkyl, C₃-C₈ carbocyclyl, C₆-C₁₀ aryl, 4 to 6 membered heterocyclyl containing 1, 2, or 3 heteroatoms selected from N, O, and S or 5 to 6 membered heteroaryl containing 1, 2, or 3 heteroatoms selected from N, O, and S; wherein C₁-C₈ alkyl is optionally substituted with one, two, or three substituents independently selected from the group consisting of -OR⁸, -OP(=O)(OH)₂, C₃-C₈ carbocyclyl, 4 to 6

membered heterocyclyl containing 1, 2, or 3 heteroatoms selected from N, O, and S, 5 to 6 membered heteroaryl containing 1, 2, or 3 heteroatoms selected from N, O, and S, and phenyl; wherein 4 to 6 membered heterocyclyl is optionally substituted with one, two, or three substituents independently selected from carbonyl and C₁-C₆ alkyl.

[0097] In some embodiments, R⁷ is C₁-C₈ alkyl, C₃-C₈ carbocyclyl, C₆-C₁₀ aryl, 4 to 6 membered heterocyclyl containing 1, 2, or 3 heteroatoms selected from N, O, and S or 5 to 6 membered heteroaryl containing 1, 2, or 3 heteroatoms selected from N, O, and S; wherein C₁-C₈ alkyl of R⁷ is optionally substituted with one, two, or three substituents independently selected from the group consisting of -OR⁸, -OP(=O)(OH)₂, C₃-C₈ carbocyclyl, 4 to 6 membered heterocyclyl containing 1, 2, or 3 heteroatoms selected from N, O, and S, 5 to 6 membered heteroaryl containing 1, 2, or 3 heteroatoms selected from N, O, and S, and phenyl.

[0098] In some embodiments, R⁷ is C₁-C₈ alkyl, C₃-C₈ carbocyclyl, C₆-C₁₀ aryl, 4 to 6 membered heterocyclyl containing 1, 2, or 3 heteroatoms selected from N, O, and S or 5 to 6 membered heteroaryl containing 1, 2, or 3 heteroatoms selected from N, O, and S; wherein C₁-C₈ alkyl is optionally substituted with one, two, or three substituents independently selected from the group consisting of -OR⁸, -OP(=O)(OH)₂, C₃-C₈ carbocyclyl, 4 to 6 membered heterocyclyl containing 1, 2, or 3 heteroatoms selected from N, O, and S, 5 to 6 membered heteroaryl containing 1, 2, or 3 heteroatoms selected from N, O, and S, and phenyl.

[0099] In some embodiments, R⁷ is C₁-C₈ alkyl, C₃-C₈ carbocyclyl, C₆-C₁₀ aryl, 4 to 6 membered heterocyclyl containing 1, 2, or 3 heteroatoms selected from N, O, and S or 5 to 6 membered heteroaryl containing 1, 2, or 3 heteroatoms selected from N, O, and S; wherein C₁-C₈ alkyl of R⁷ is optionally substituted with one, two, or three substituents independently selected from the group consisting of -OR⁸, -OP(=O)(OH)₂, C₃-C₈ carbocyclyl and phenyl.

[0100] In some embodiments, R⁷ is C₁-C₈ alkyl, C₃-C₈ carbocyclyl, C₆-C₁₀ aryl, 4 to 6 membered heterocyclyl containing 1, 2, or 3 heteroatoms selected from N, O, and S or 5 to 6 membered heteroaryl containing 1, 2, or 3 heteroatoms selected from N, O, and S; wherein C₁-C₈ alkyl is optionally substituted with one, two, or three substituents independently selected from the group consisting of -OR⁸, -OP(=O)(OH)₂, C₃-C₈ carbocyclyl and phenyl.

[0101] In some embodiments, R^7 is C₁-C₈ alkyl, C₂-C₈ alkenyl, or C₂-C₈ alkynyl; wherein C₁-C₈ alkyl, C₂-C₈ alkenyl, or C₂-C₈ alkynyl of R^7 are each, independently, optionally substituted with one, two, or three substituents independently selected from the group consisting of halogen, cyano, -N₃, -OR⁸, -NR⁹R¹⁰, -OP(=O)(OH)₂, C₃-C₈ carbocyclyl and phenyl; wherein phenyl is optionally substituted with one, two or three substituents independently selected from halo, cyano, and C₁-C₆ alkyl.

[0102] In some embodiments, R^7 is C₁-C₈ alkyl, C₂-C₈ alkenyl, or C₂-C₈ alkynyl; wherein C₁-C₈ alkyl, C₂-C₈ alkenyl, or C₂-C₈ alkynyl are each, independently, optionally substituted with one, two, or three substituents independently selected from the group consisting of halogen, cyano, -N₃, -OR⁸, -NR⁹R¹⁰, -OP(=O)(OH)₂, C₃-C₈ carbocyclyl and phenyl; wherein phenyl is optionally substituted with one, two or three substituents independently selected from halo, cyano, and C₁-C₆ alkyl.

[0103] In some embodiments, R^7 is C₁-C₂₀ alkyl optionally substituted with one, two, or three substituents independently selected from the group consisting of C₁-C₈ alkyl, halogen, cyano, carbonyl, -N₃, -OR⁸, -NR⁹R¹⁰, -OP(=O)(OH)₂, -OP(=O)(OR⁸)₂, C₃-C₈ carbocyclyl, 4 to 6 membered heterocyclyl containing 1, 2, or 3 heteroatoms selected from N, O, and S, 5 to 6 membered heteroaryl containing 1, 2, or 3 heteroatoms selected from N, O, and S, and phenyl; wherein substituent C₃-C₈ carbocyclyl of R^7 is optionally substituted with one, two, or three substituents independently selected from C₁-C₈ alkyl, halogen, -CF₃, cyano, -CH₂CN, and phenyl, wherein substituent 4 to 6 membered heterocyclyl of R^7 is optionally substituted with one, two, or three substituents independently selected from carbonyl and C₁-C₆ alkyl, and wherein substituent phenyl of R^7 is optionally substituted with one, two or three substituents independently selected from halo, cyano, C₁-C₆ alkyl, and OR⁸.

[0104] In some embodiments, R^7 is C₁-C₂₀ alkyl optionally substituted with one, two, or three substituents independently selected from the group consisting of halogen, cyano, -N₃, -OR⁸, -NR⁹R¹⁰, -OP(=O)(OH)₂, C₃-C₈ carbocyclyl, 4 to 6 membered heterocyclyl containing 1, 2, or 3 heteroatoms selected from N, O, and S, 5 to 6 membered heteroaryl containing 1, 2, or 3 heteroatoms selected from N, O, and S, and phenyl; wherein substituent 4 to 6 membered heterocyclyl of R^7 is optionally substituted with one, two, or three substituents independently selected from carbonyl and C₁-C₆ alkyl and wherein substituent phenyl of R^7 is optionally

substituted with one, two or three substituents independently selected from halo, cyano, and C₁-C₆ alkyl.

[0105] In some embodiments, R⁷ is C₁-C₈ alkyl optionally substituted with one, two, or three substituents independently selected from the group consisting of halogen, cyano, -N₃, -OR⁸, -NR⁹R¹⁰, -OP(=O)(OH)₂, C₃-C₈ carbocyclyl, 4 to 6 membered heterocyclyl containing 1, 2, or 3 heteroatoms selected from N, O, and S, 5 to 6 membered heteroaryl containing 1, 2, or 3 heteroatoms selected from N, O, and S, and phenyl; wherein substituent 4 to 6 membered heterocyclyl of R⁷ is optionally substituted with one, two, or three substituents independently selected from carbonyl and C₁-C₆ alkyl and wherein substituent phenyl of R⁷ is optionally substituted with one, two or three substituents independently selected from halo, cyano, and C₁-C₆ alkyl.

[0106] In some embodiments, R⁷ is C₁-C₈ alkyl optionally substituted with one, two, or three substituents independently selected from the group consisting of halogen, cyano, -N₃, -OR⁸, -NR⁹R¹⁰, -OP(=O)(OH)₂, C₃-C₈ carbocyclyl, 4 to 6 membered heterocyclyl containing 1, 2, or 3 heteroatoms selected from N, O, and S, 5 to 6 membered heteroaryl containing 1, 2, or 3 heteroatoms selected from N, O, and S, and phenyl; wherein 4 to 6 membered heterocyclyl is optionally substituted with one, two, or three substituents independently selected from carbonyl and C₁-C₆ alkyl and wherein phenyl is optionally substituted with one, two or three substituents independently selected from halo, cyano, and C₁-C₆ alkyl.

[0107] In some embodiments, R⁷ is C₁-C₈ alkyl optionally substituted with one, two, or three substituents independently selected from the group consisting of halogen, cyano, carbonyl, -N₃, -OR⁸, -NR⁹R¹⁰, -OP(=O)(OH)₂, C₃-C₈ carbocyclyl and phenyl; wherein substituent C₃-C₈ carbocyclyl of R⁷ is optionally substituted with one, two or three substituents independently selected from halo, cyano, and C₁-C₆ alkyl and wherein substituent phenyl of R⁷ is optionally substituted with one, two or three substituents independently selected from halo, cyano, and C₁-C₆ alkyl.

[0108] In some embodiments, R⁷ is C₁-C₈ alkyl optionally substituted with one, two, or three substituents independently selected from the group consisting of halogen, cyano, -N₃, -OR⁸, -NR⁹R¹⁰, -OP(=O)(OH)₂, C₃-C₈ carbocyclyl and phenyl; wherein substituent phenyl of R⁷ is

optionally substituted with one, two or three substituents independently selected from halo, cyano, and C₁-C₆ alkyl.

[0109] In some embodiments, R⁷ is C₁-C₈ alkyl optionally substituted with one, two, or three substituents independently selected from the group consisting of halogen, cyano, -N₃, -OR⁸, -NR⁹R¹⁰, -OP(=O)(OH)₂, C₃-C₈ carbocyclyl and phenyl; wherein phenyl is optionally substituted with one, two or three substituents independently selected from halo, cyano, and C₁-C₆ alkyl.

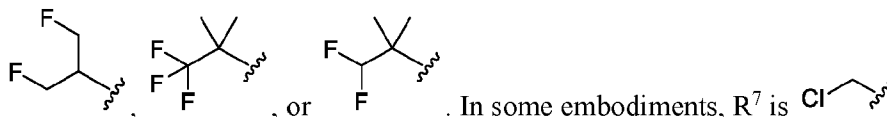
[0110] In some embodiments, R⁷ is C₁-C₆ alkyl optionally substituted with one, two, or three substituents independently selected from the group consisting of halogen, cyano, -N₃, -OR⁸, -NR⁹R¹⁰, -OP(=O)(OH)₂, C₃-C₈ carbocyclyl and phenyl; wherein substituent phenyl of R⁷ is optionally substituted with one, two or three substituents independently selected from halo, cyano, and C₁-C₆ alkyl.

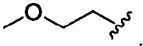
[0111] In some embodiments, R⁷ is C₁-C₆ alkyl optionally substituted with one, two, or three substituents independently selected from the group consisting of halogen, cyano, -N₃, -OR⁸, -NR⁹R¹⁰, -OP(=O)(OH)₂, C₃-C₈ carbocyclyl and phenyl; wherein phenyl is optionally substituted with one, two or three substituents independently selected from halo, cyano, and C₁-C₆ alkyl.

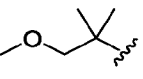
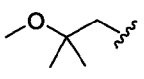
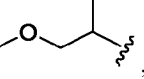
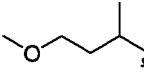
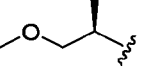
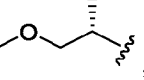
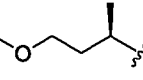
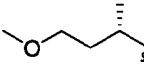

[0112] In some embodiments, R⁷ is C₁-C₈ alkyl optionally substituted with one substituent selected from the group consisting of -OR⁸, -OP(=O)(OH)₂, -OP(=O)(OR⁸)₂, C₃-C₈ carbocyclyl and phenyl.

[0113] In some embodiments, R⁷ is C₁-C₈ alkyl optionally substituted with one substituent selected from the group consisting of -OR⁸, -OP(=O)(OH)₂, C₃-C₈ carbocyclyl and phenyl. In some embodiments, R⁷ is C₁-C₆ alkyl optionally substituted with one substituent selected from the group consisting of -OR⁸, -OP(=O)(OH)₂, C₃-C₈ carbocyclyl and phenyl.

[0114] In some embodiments, R⁷ is C₁-C₈ alkyl substituted with halogen. In some embodiments, R⁷ is C₁-C₈ alkyl substituted with -F or -Cl. In some embodiments, R⁷ is



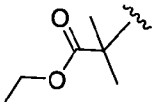
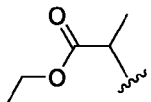
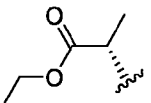
[0115] In some embodiments, R⁷ is C₁-C₈ alkyl substituted with -OR⁸. In some embodiments, R⁷ is C₂-C₄ alkyl substituted with -OR⁸. In some embodiments, R⁷ is C₂-C₄ alkyl substituted with -OCH₃. In some embodiments, R⁷ is .

[0116] In some embodiments, R⁷ is , , , or , , , , , or .

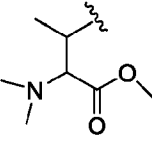
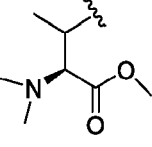
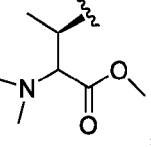
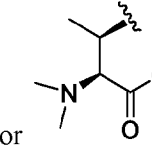
[0117] In some embodiments, R⁷ is C₁-C₈ alkyl substituted with -NR⁹R¹⁰. In some embodiments, R⁷ is C₁-C₈ alkyl substituted with -N(CH₃)₂.

[0118] In some embodiments, R⁷ is C₁-C₈ alkyl substituted with carbonyl.

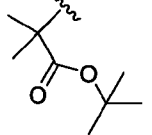
[0119] In some embodiments, R⁷ is C₁-C₈ alkyl substituted with carbonyl and -OR⁸. In some embodiments, R⁷ is C₁-C₈ alkyl substituted with carbonyl and -OCH₂CH₃. In some

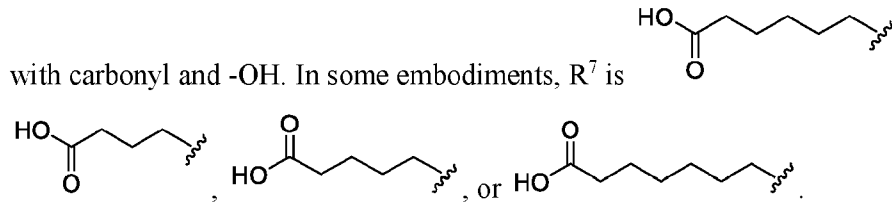
embodiments, R⁷ is  or . In some embodiments, R⁷ is .

. In some embodiments, R⁷ is C₁-C₈ alkyl substituted with carbonyl and -NR⁹R¹⁰. In some embodiments, R⁷ is C₁-C₈ alkyl substituted with carbonyl and -N(CH₃)₂. In some

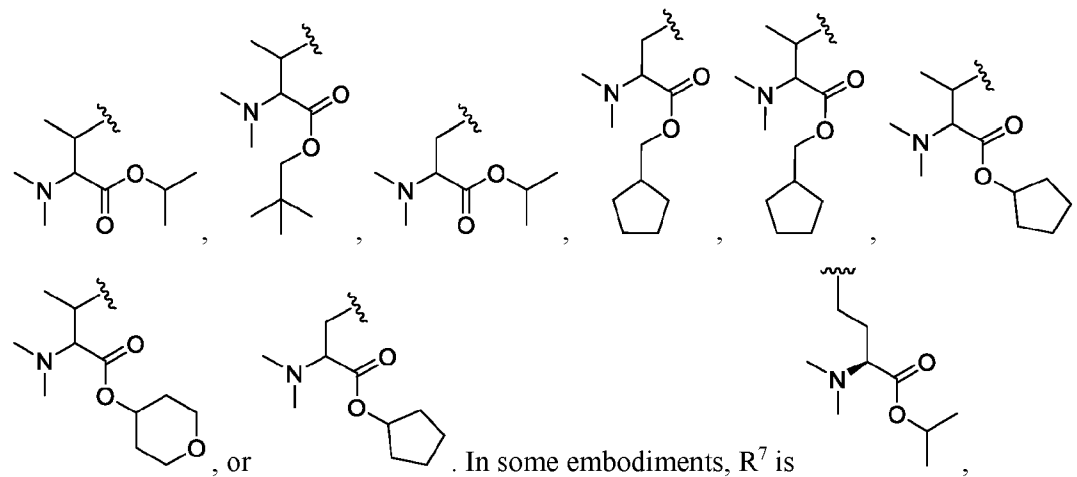
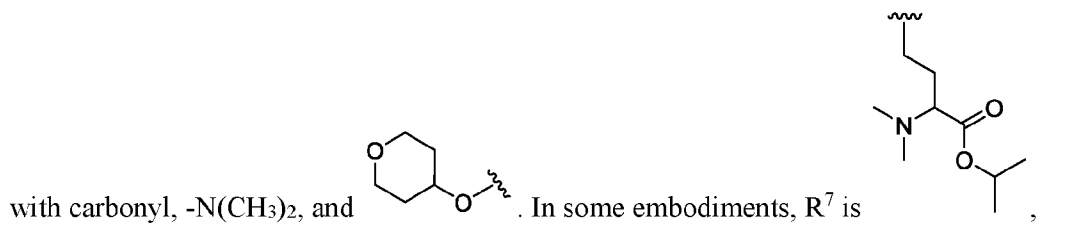
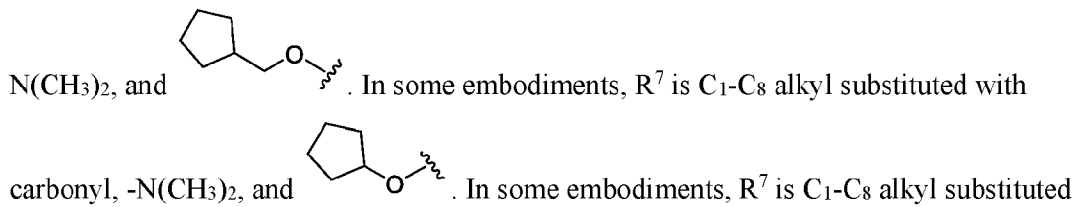
embodiments, R⁷ is . In some embodiments, R⁷ is , , or .

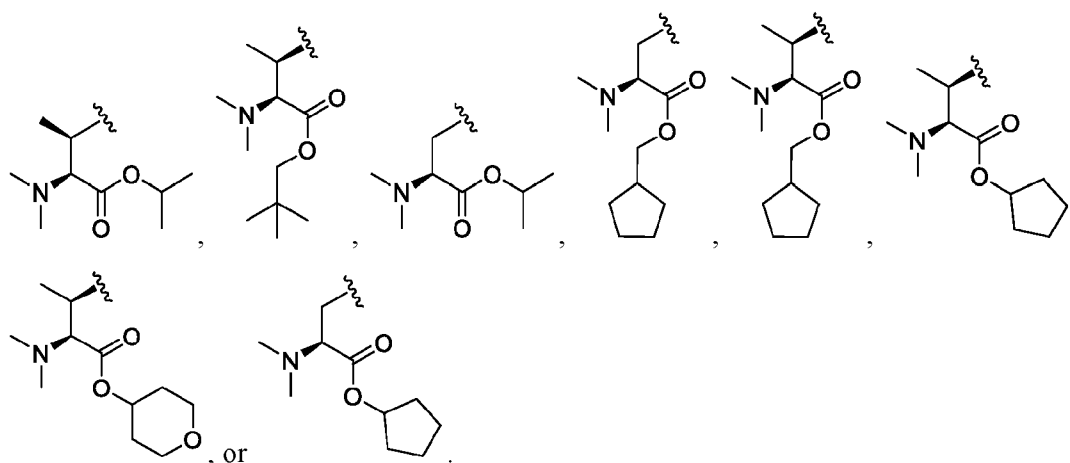
[0120] In some embodiments, R⁷ is C₁-C₈ alkyl substituted with carbonyl and -OC(CH₃)₃. In

some embodiments, R⁷ is . In some embodiments, R⁷ is C₁-C₈ alkyl substituted

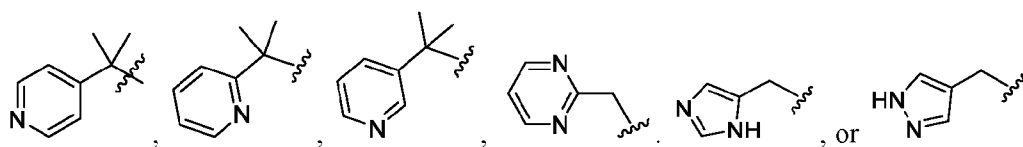


[0121] In some embodiments, R⁷ is C₁-C₈ alkyl substituted with carbonyl, -NR⁹R¹⁰, and -OR⁸. In some embodiments, R⁷ is C₁-C₈ alkyl substituted with carbonyl, -N(CH₃)₂, and -OCH₃. In some embodiments, R⁷ is C₁-C₈ alkyl substituted with carbonyl, -N(CH₃)₂, and -OCH(CH₃)₂. In some embodiments, R⁷ is C₁-C₈ alkyl substituted with carbonyl, -N(CH₃)₂, and -OCH₂C(CH₃)₃. In some embodiments, R⁷ is C₁-C₈ alkyl substituted with carbonyl, -

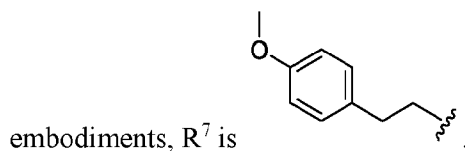




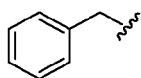
[0122] In some embodiments, R^7 is C_1 - C_8 alkyl substituted with 5 to 6 membered heteroaryl containing 1, 2, or 3 heteroatoms selected from N, O, and S. In some embodiments, R^7 is alkyl substituted with pyridinyl, pyrimidinyl, or imidazolyl. In some embodiments, R^7 is

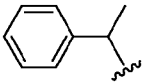
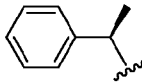
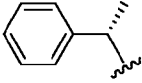


[0123] In some embodiments, R^7 is C_1 - C_8 alkyl substituted with phenyl wherein substituent phenyl of R^7 is optionally substituted with one, two or three substituents independently selected from halo, cyano, C_1 - C_6 alkyl, and OR^8 . In some embodiments, R^7 is C_1 - C_8 alkyl substituted with phenyl wherein substituent phenyl of R^7 is substituted with OR^8 . In some

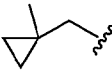
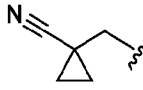
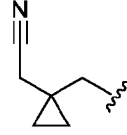
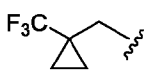
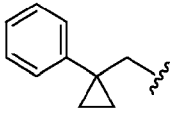
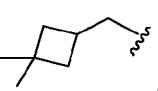
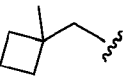


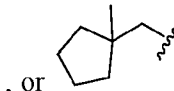


[0124] In some embodiments, R^7 is C_1 - C_8 alkyl substituted with phenyl. In some embodiments, R^7 is C_1 - C_4 alkyl substituted with phenyl. In some embodiments, R^7 is

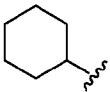
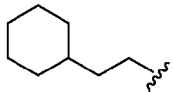


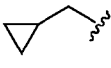
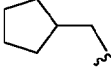
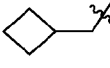
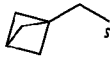
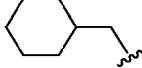
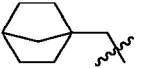
[0125] In some embodiments, R⁷ is . In some embodiments, R⁷ is 
 or .

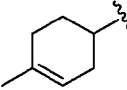
[0126] In some embodiments, R⁷ is C₁-C₈ alkyl substituted with C₃-C₈ carbocyclyl wherein substituent C₃-C₈ carbocyclyl of R⁷ is optionally substituted with one, two, or three substituents independently selected from C₁-C₈ alkyl, halogen, -CF₃, cyano, -CH₂CN, and

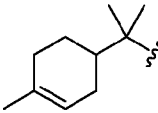
phenyl. In some embodiments, R⁷ is , , , ,
, , , , , or .

[0127] In some embodiments, R⁷ is C₁-C₈ alkyl substituted with C₃-C₈ carbocyclyl. In some embodiments, R⁷ is C₂-C₄ alkyl substituted with C₄-C₇ carbocyclyl. In some embodiments, R⁷

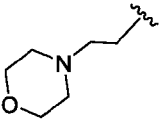
is C₂-C₄ alkyl substituted with . In some embodiments, R⁷ is .

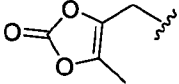
[0128] In some embodiments, R⁷ is , , , ,
, or .

[0129] In some embodiments, R⁷ is C₂₋₄ alkyl substituted with . In some

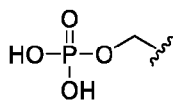
embodiments, R⁷ is .

[0130] In some embodiments, R⁷ is C₁-C₈ alkyl substituted with 4 to 6 membered heterocyclyl containing 1, 2, or 3 heteroatoms selected from N, O, and S. In some

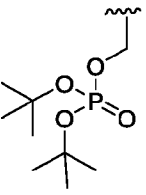
embodiments, R⁷ is . In some embodiments R⁷ is C₁-C₈ alkyl substituted with 4 to 6 membered heterocyclyl containing 1, 2, or 3 heteroatoms selected from N, O, and S wherein substituent 4 to 6 membered heterocyclyl of R⁷ is substituted with one, two, or three substituents independently selected from the group consisting of C₁-C₈ alkyl and carbonyl. In

some embodiments, R⁷ is .

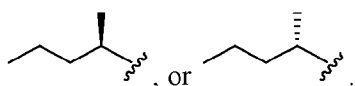
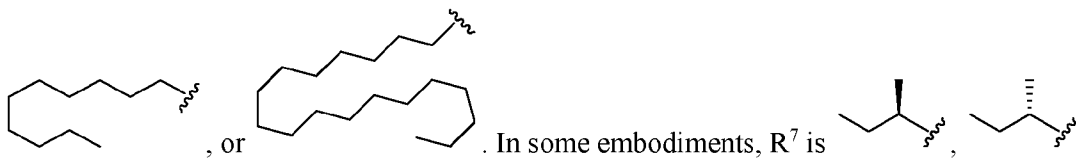
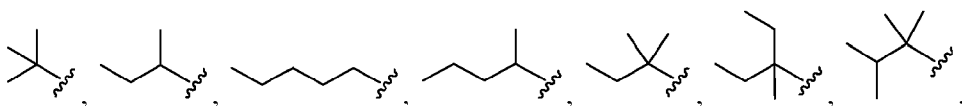
[0131] In some embodiments, R⁷ is C₁-C₈ alkyl substituted with -OP(=O)(OH)₂. In some embodiments, R⁷ is C₁-C₄ alkyl substituted with -OP(=O)(OH)₂. In some embodiments, R⁷ is



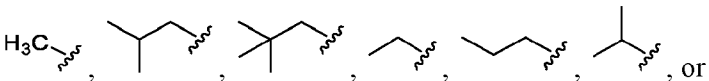
[0132] In some embodiments, R⁷ is C₁-C₈ alkyl substituted with -OP(=O)(OR⁸)₂. In some

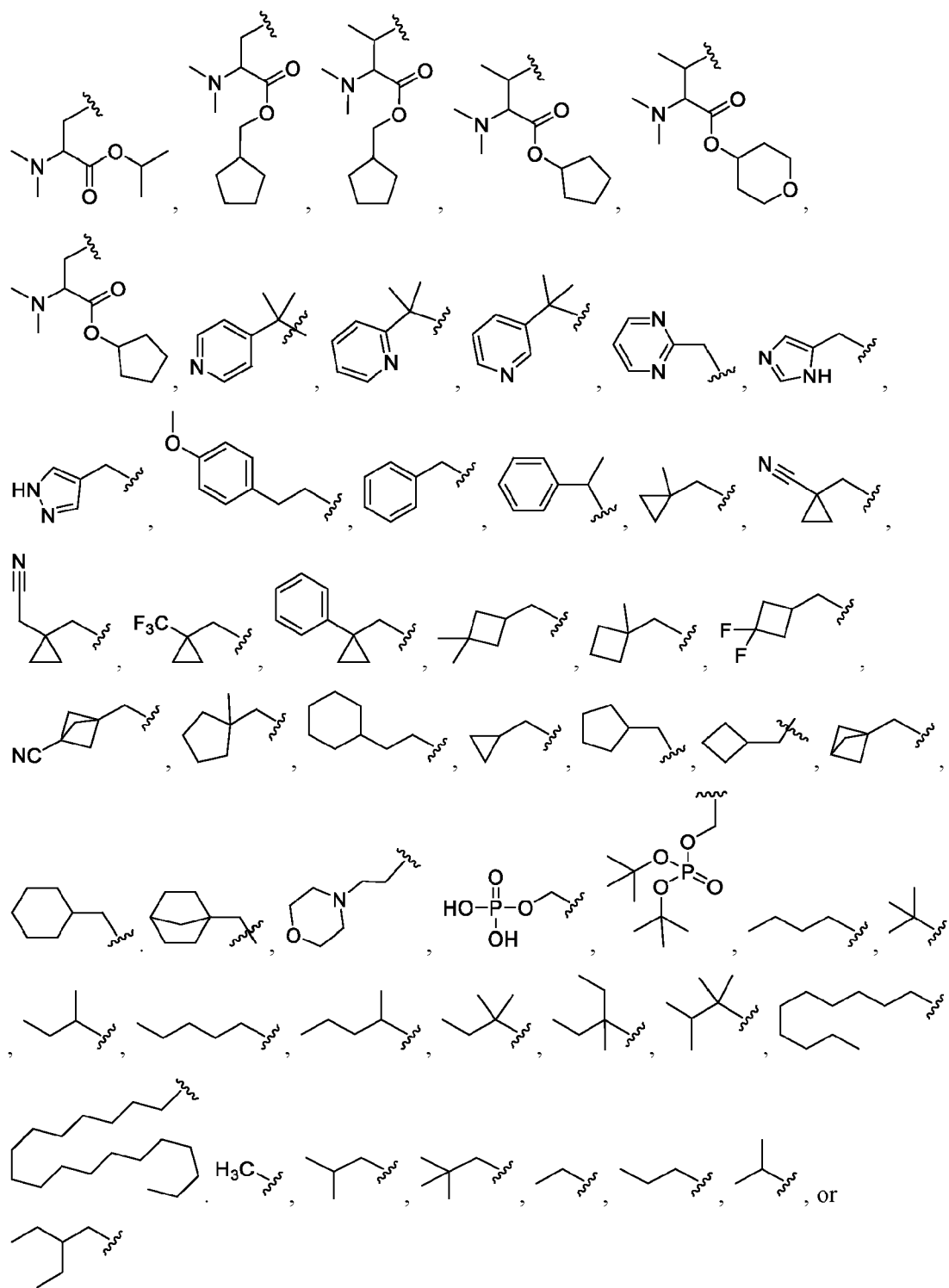
embodiments, R⁷ is .

[0133] In some embodiments, R⁷ is C₁-C₂₀ alkyl. In some embodiments, R⁷ is ,

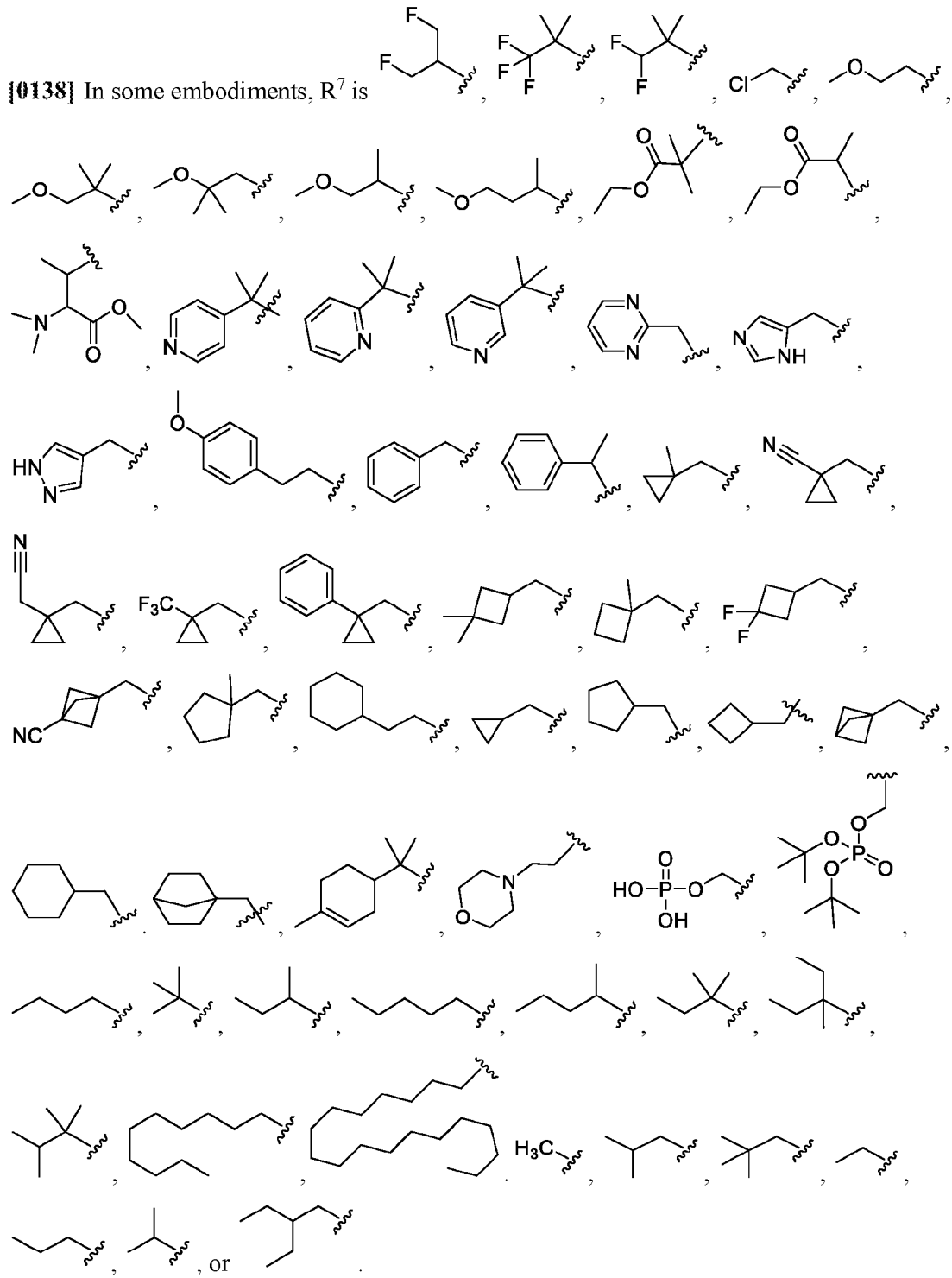


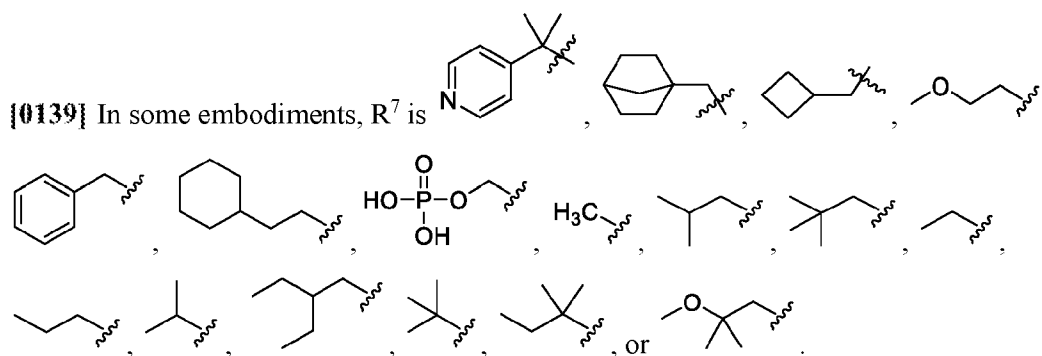
[0134] In some embodiments, R⁷ is C₁-C₈ alkyl. In some embodiments, R⁷ is C₁-C₆ alkyl. In

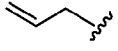
some embodiments, R⁷ is ,



[0138] In some embodiments, R⁷ is





[0140] In some embodiments, R^7 is C₂-C₈ alkenyl. In some embodiments, R^7 is .

[0141] In some embodiments, R^7 is C₃-C₁₀ carbocyclyl optionally substituted with one, two, or three substituents independently selected from the group consisting of C₁-C₈ alkyl, halogen, cyano, -N₃, -OR⁸, -NR⁹R¹⁰, -OP(=O)(OH)₂, C₃-C₈ carbocyclyl and phenyl; wherein substituent phenyl R^7 is optionally substituted with one, two or three substituents independently selected from halo, cyano, and C₁-C₆ alkyl.

[0142] In some embodiments, R^7 is C₃-C₈ carbocyclyl optionally substituted with one, two, or three substituents independently selected from the group consisting of C₁-C₈ alkyl, halogen, cyano, -N₃, -OR⁸, -NR⁹R¹⁰, -OP(=O)(OH)₂, C₃-C₈ carbocyclyl and phenyl; wherein substituent phenyl R^7 is optionally substituted with one, two or three substituents independently selected from halo, cyano, and C₁-C₆ alkyl.

[0143] In some embodiments, R^7 is C₃-C₈ carbocyclyl optionally substituted with one, two, or three substituents independently selected from the group consisting of halogen, cyano, -N₃, -OR⁸, -NR⁹R¹⁰, -OP(=O)(OH)₂, C₃-C₈ carbocyclyl and phenyl; wherein substituent phenyl R^7 is optionally substituted with one, two or three substituents independently selected from halo, cyano, and C₁-C₆ alkyl.

[0144] In some embodiments, R^7 is C₃-C₈ carbocyclyl optionally substituted with one, two, or three substituents independently selected from the group consisting of halogen, cyano, -N₃, -OR⁸, -NR⁹R¹⁰, -OP(=O)(OH)₂, C₃-C₈ carbocyclyl and phenyl; wherein phenyl is optionally substituted with one, two or three substituents independently selected from halo, cyano, and C₁-C₆ alkyl.

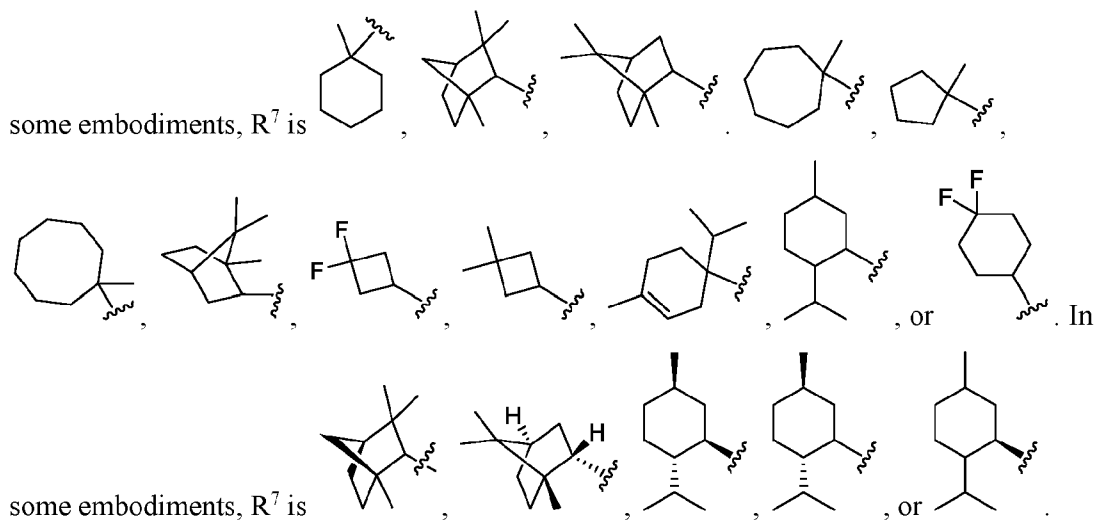
[0145] In some embodiments, R⁷ is C₃-C₈ carbocyclyl optionally substituted with one, two, or three substituents independently selected from the group consisting of C₁-C₈ alkyl, halogen, cyano, -N₃, -OR⁸, -NR⁹R¹⁰, -OP(=O)(OH)₂, C₃-C₈ carbocyclyl and phenyl.

[0146] In some embodiments, R⁷ is C₃-C₈ carbocyclyl optionally substituted with one, two, or three substituents independently selected from the group consisting of halogen, cyano, -N₃, -OR⁸, -NR⁹R¹⁰, -OP(=O)(OH)₂, C₃-C₈ carbocyclyl and phenyl.

[0147] In some embodiments, R⁷ is C₃-C₈ carbocyclyl optionally substituted with one, two, or three substituents independently selected from the group consisting of C₁-C₈ alkyl, -OR⁸, -NR⁹R¹⁰, C₃-C₈ carbocyclyl and phenyl.

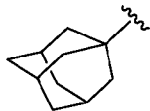
[0148] In some embodiments, R⁷ is C₃-C₈ carbocyclyl optionally substituted with one, two, or three substituents independently selected from the group consisting of -OR⁸, -NR⁹R¹⁰, C₃-C₈ carbocyclyl and phenyl.

[0149] In some embodiments, R⁷ is C₃-C₈ carbocyclyl substituted with one, two, or three substituents independently selected from the group consisting of C₁-C₈ alkyl and halogen. In

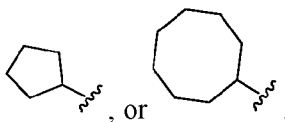


[0150] In some embodiments, R⁷ is .

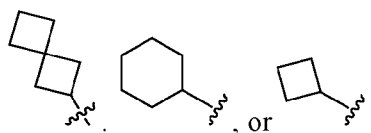
[0151] In some embodiments, R⁷ is C₃-C₁₀ carbocyclyl. In some embodiments, R⁷ is



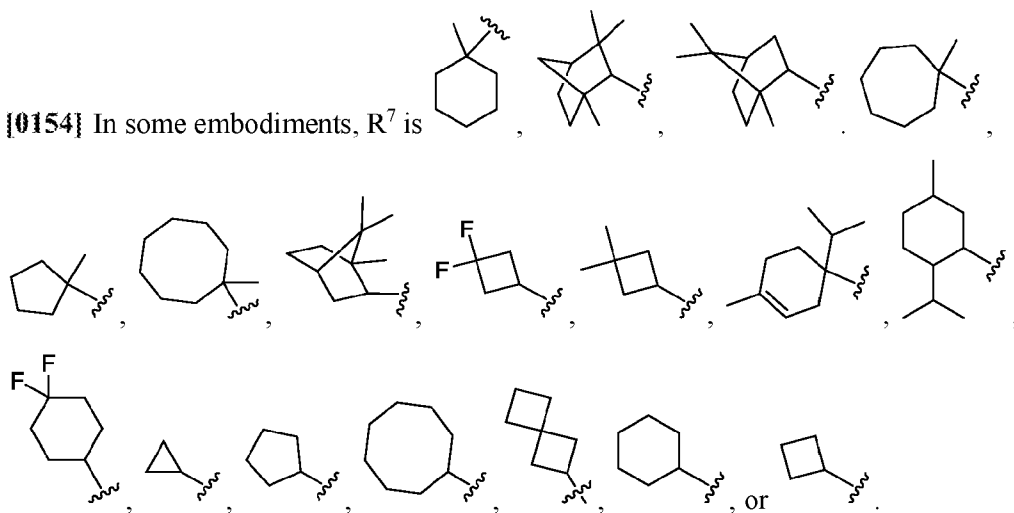
[0152] In some embodiments, R⁷ is C₃-C₈ carbocyclyl. In some embodiments, R⁷ is,



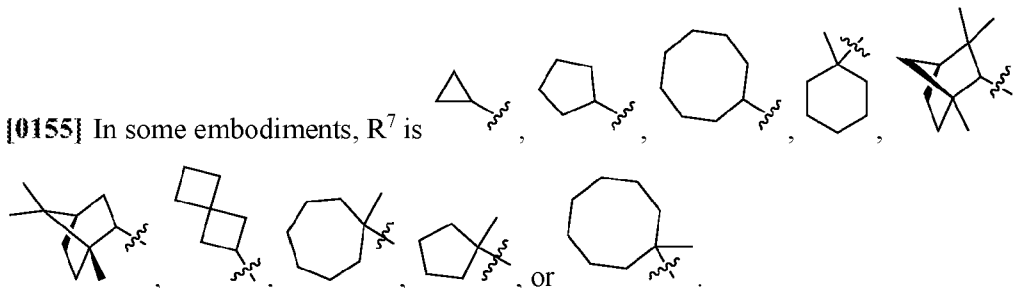
[0153] In some embodiments, R⁷ is



[0154] In some embodiments, R⁷ is



[0155] In some embodiments, R⁷ is



[0156] In some embodiments, R⁷ is C₆-C₁₀ aryl optionally substituted with one, two, or three substituents independently selected from the group consisting of C₁-C₈ alkyl, halogen, cyano,

$-N_3$, $-OR^8$, $-NR^9R^{10}$, $-OP(=O)(OH)_2$, C_3-C_8 carbocyclyl and phenyl; wherein substituent phenyl of R^7 is optionally substituted with one, two or three substituents independently selected from halo, cyano, and C_1-C_6 alkyl.

[0157] In some embodiments, R^7 is C_6-C_{10} aryl optionally substituted with one, two, or three substituents independently selected from the group consisting of halogen, cyano, $-N_3$, $-OR^8$, $-NR^9R^{10}$, $-OP(=O)(OH)_2$, C_3-C_8 carbocyclyl and phenyl; wherein substituent phenyl of R^7 is optionally substituted with one, two or three substituents independently selected from halo, cyano, and C_1-C_6 alkyl.

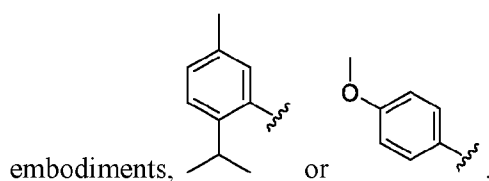
[0158] In some embodiments, R^7 is C_6-C_{10} aryl optionally substituted with one, two, or three substituents independently selected from the group consisting of halogen, cyano, $-N_3$, $-OR^8$, $-NR^9R^{10}$, $-OP(=O)(OH)_2$, C_3-C_8 carbocyclyl and phenyl; wherein phenyl is optionally substituted with one, two or three substituents independently selected from halo, cyano, and C_1-C_6 alkyl.

[0159] In some embodiments, R^7 is C_6-C_{10} aryl optionally substituted with one, two, or three substituents independently selected from the group consisting of halogen, cyano, $-N_3$, $-OR^8$, $-NR^9R^{10}$, $-OP(=O)(OH)_2$, C_3-C_8 carbocyclyl and phenyl.

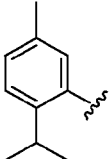
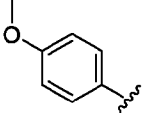
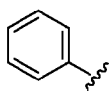
[0160] In some embodiments, R^7 is phenyl or naphthyl optionally substituted with one, two, or three substituents independently selected from the group consisting of halogen, cyano, $-N_3$, $-OR^8$, $-NR^9R^{10}$, $-OP(=O)(OH)_2$, C_3-C_8 carbocyclyl and phenyl.

[0161] In some embodiments, R^7 is phenyl optionally substituted with one, two, or three substituents independently selected from the group consisting of halogen, cyano, $-N_3$, $-OR^8$, $-NR^9R^{10}$, $-OP(=O)(OH)_2$, C_3-C_8 carbocyclyl and phenyl.

[0162] In some embodiments, R^7 is phenyl substituted with or three substituents independently selected from the group consisting of C_1-C_8 alkyl and $-OR^8$. In some



[0163] In some embodiments, R⁷ is .

[0164] In some embodiments, R⁷ is , , or .

[0165] In some embodiments, R⁷ is 4 to 8 membered heterocyclyl containing 1, 2, or 3 heteroatoms selected from N, O, and S optionally substituted with one, two, or three substituents independently selected from the group consisting of halogen, cyano, -N₃, -OR⁸, -NR⁹R¹⁰, -OP(=O)(OH)₂, C₃-C₈ carbocyclyl and phenyl; wherein substituent phenyl of R⁷ is optionally substituted with one, two or three substituents independently selected from halo, cyano, and C₁-C₆ alkyl.


[0166] In some embodiments, R⁷ is 4 to 6 membered heterocyclyl containing 1, 2, or 3 heteroatoms selected from N, O, and S optionally substituted with one, two, or three substituents independently selected from the group consisting of halogen, cyano, -N₃, -OR⁸, -NR⁹R¹⁰, -OP(=O)(OH)₂, C₃-C₈ carbocyclyl and phenyl; wherein substituent phenyl of R⁷ is optionally substituted with one, two or three substituents independently selected from halo, cyano, and C₁-C₆ alkyl.

[0167] In some embodiments, R⁷ is 4 to 6 membered heterocyclyl containing 1, 2, or 3 heteroatoms selected from N, O, and S optionally substituted with one, two, or three substituents independently selected from the group consisting of halogen, cyano, -N₃, -OR⁸, -NR⁹R¹⁰, -OP(=O)(OH)₂, C₃-C₈ carbocyclyl and phenyl; wherein phenyl is optionally substituted with one, two or three substituents independently selected from halo, cyano, and C₁-C₆ alkyl.

[0168] In some embodiments, R⁷ is 4 to 6 membered heterocyclyl containing 1, 2, or 3 heteroatoms selected from N, O, and S optionally substituted with one, two, or three substituents independently selected from the group consisting of halogen, cyano, -N₃, -OR⁸, -NR⁹R¹⁰, -OP(=O)(OH)₂, C₃-C₈ carbocyclyl and phenyl.

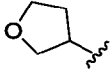
[0169] In some embodiments, R⁷ is 6 membered heterocyclyl containing 1, 2, or 3 heteroatoms selected from N, O, and S optionally substituted with one, two, or three

substituents independently selected from the group consisting of halogen, cyano, $-N_3$, $-OR^8$, $-NR^9R^{10}$, $-OP(=O)(OH)_2$, C_3 - C_8 carbocyclyl and phenyl.

[0170] In some embodiments, R^7 is .

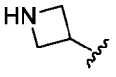
[0171] In some embodiments, R^7 is 5 membered heterocyclyl containing 1, 2, or 3 heteroatoms selected from N, O, and S optionally substituted with one, two, or three substituents independently selected from the group consisting of halogen, cyano, $-N_3$, $-OR^8$, $-NR^9R^{10}$, $-OP(=O)(OH)_2$, C_3 - C_8 carbocyclyl and phenyl.


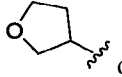
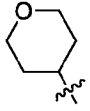
[0172] In some embodiments, R^7 is 5 membered heterocyclyl containing 1, 2, or 3

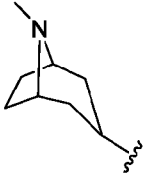
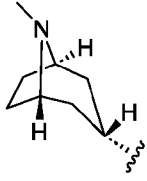
heteroatoms selected from N, O, and S. In some embodiments, R^7 is .

[0173] In some embodiments, R^7 is 4 membered heterocyclyl containing 1, 2, or 3 heteroatoms selected from N, O, and S optionally substituted with one, two, or three substituents independently selected from the group consisting of halogen, cyano, $-N_3$, $-OR^8$, $-NR^9R^{10}$, $-OP(=O)(OH)_2$, C_3 - C_8 carbocyclyl and phenyl.

[0174] In some embodiments, R^7 is 4 membered heterocyclyl containing 1, 2, or 3 heteroatoms selected from N, O, and S.

[0175] In some embodiments, R^7 is .

[0176] In some embodiments, R^7 is ,  or .

[0177] In some embodiments, R^7 is . In some embodiments, R^7 is .

[0178] In some embodiments, R^7 is 5 to 6 membered heteroaryl containing 1, 2, or 3 heteroatoms selected from N, O, and S optionally substituted with one, two, or three

substituents independently selected from the group consisting of halogen, cyano, $-N_3$, $-OR^8$, $-NR^9R^{10}$, $-OP(=O)(OH)_2$, C_3-C_8 carbocyclyl and phenyl; wherein substituent phenyl of R^7 is optionally substituted with one, two or three substituents independently selected from halo, cyano, and C_1-C_6 alkyl.

[0179] In some embodiments, R^7 is 5 to 6 membered heteroaryl containing 1, 2, or 3 heteroatoms selected from N, O, and S optionally substituted with one, two, or three substituents independently selected from the group consisting of halogen, cyano, $-N_3$, $-OR^8$, $-NR^9R^{10}$, $-OP(=O)(OH)_2$, C_3-C_8 carbocyclyl and phenyl; wherein phenyl is optionally substituted with one, two or three substituents independently selected from halo, cyano, and C_1-C_6 alkyl.

[0180] In some embodiments, R^7 is 5 to 6 membered heteroaryl containing 1, 2, or 3 heteroatoms selected from N, O, and S optionally substituted with one, two, or three substituents independently selected from the group consisting of halogen, cyano, $-N_3$, $-OR^8$, $-NR^9R^{10}$, $-OP(=O)(OH)_2$, C_3-C_8 carbocyclyl and phenyl.

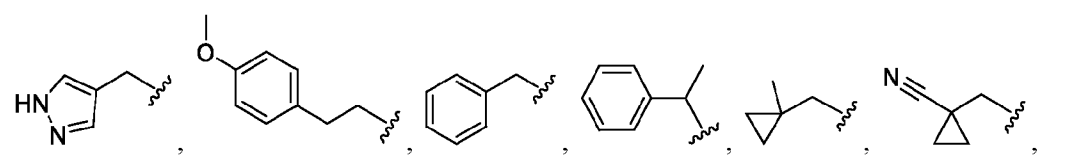
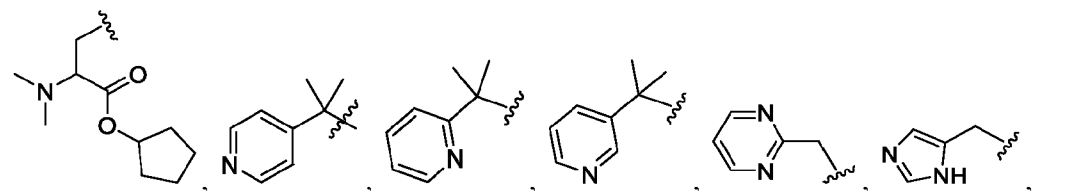
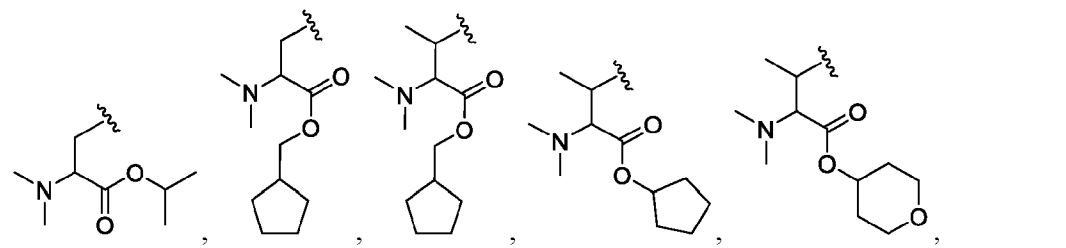
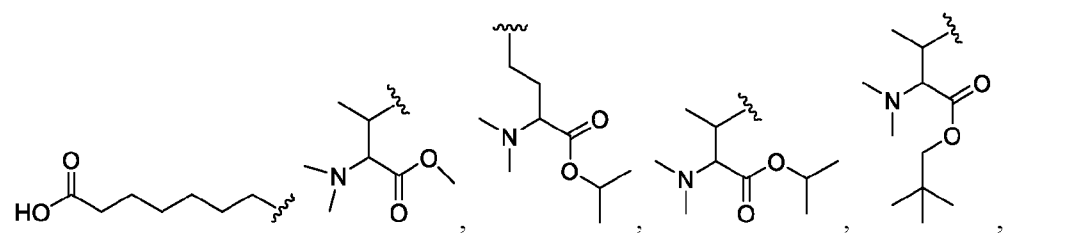
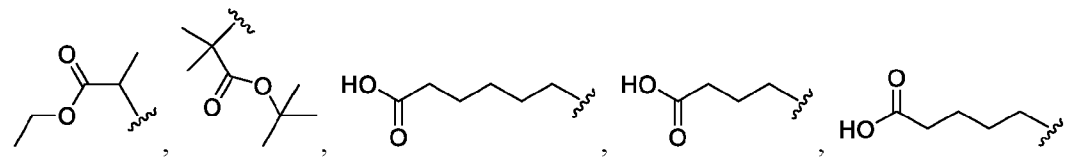
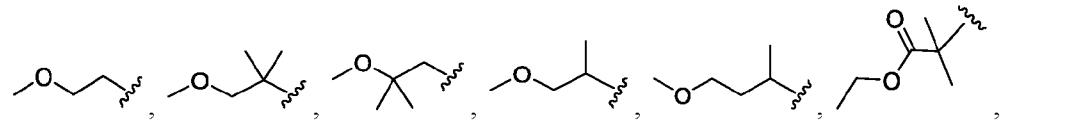
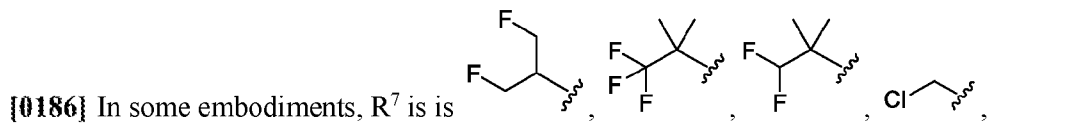

[0181] In some embodiments, R^7 is 5 membered heteroaryl containing 1, 2, or 3 heteroatoms selected from N, O, and S optionally substituted with one, two, or three substituents independently selected from the group consisting of halogen, cyano, $-N_3$, $-OR^8$, $-NR^9R^{10}$, $-OP(=O)(OH)_2$, C_3-C_8 carbocyclyl and phenyl.

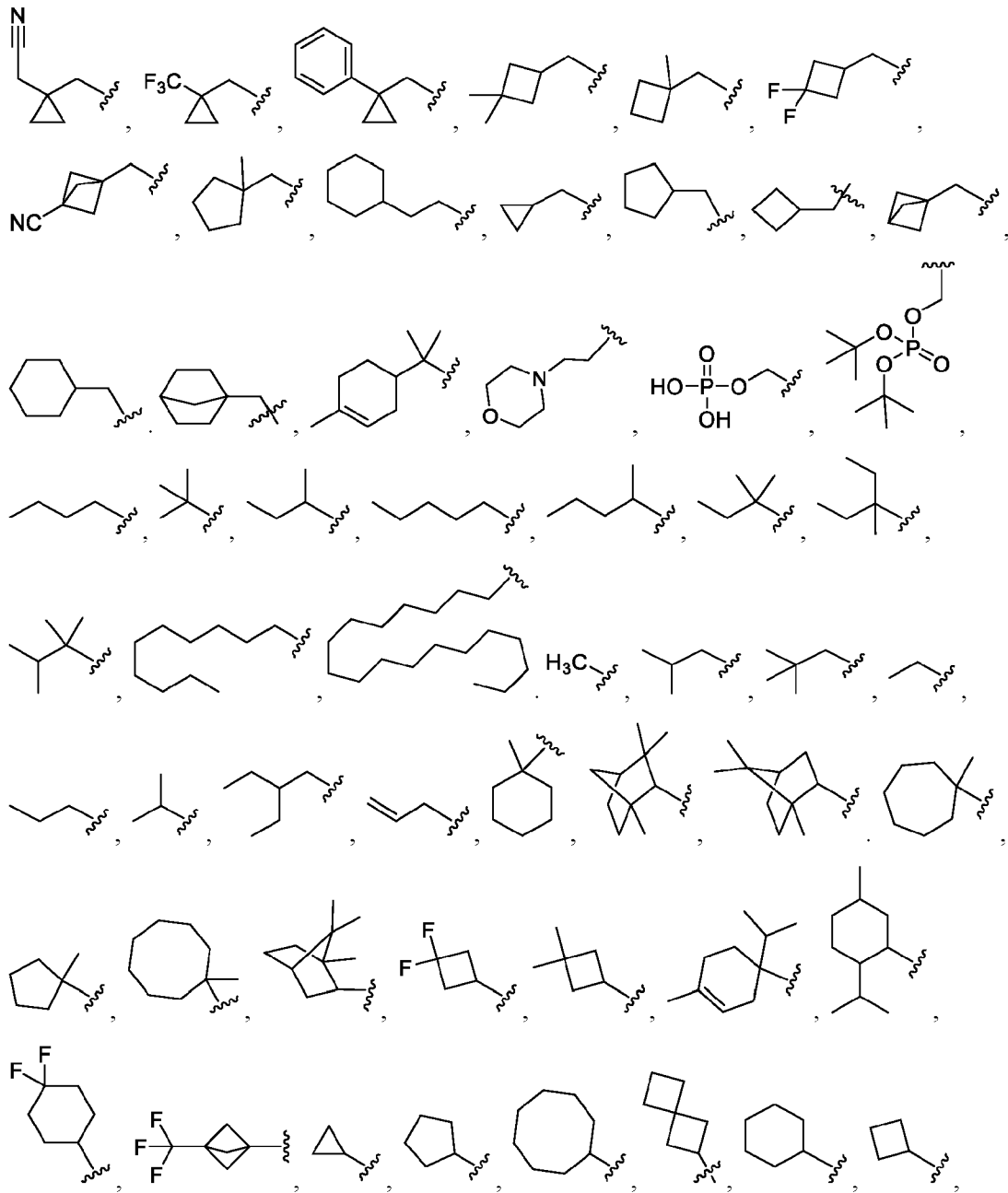
[0182] In some embodiments, R^7 is 5 membered heteroaryl containing 1, 2, or 3 heteroatoms selected from N, O, and S.

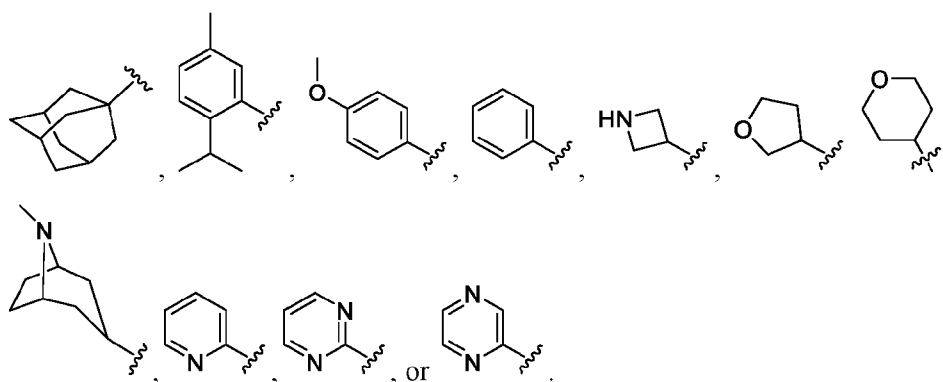
[0183] In some embodiments, R^7 is 6 membered heteroaryl containing 1, 2, or 3 heteroatoms selected from N, O, and S optionally substituted with one, two, or three substituents independently selected from the group consisting of halogen, cyano, $-N_3$, $-OR^8$, $-NR^9R^{10}$, $-OP(=O)(OH)_2$, C_3-C_8 carbocyclyl and phenyl.

[0184] In some embodiments, R^7 is 6 membered heteroaryl containing 1, 2, or 3 heteroatoms selected from N, O, and S optionally substituted with one, two, or three substituents independently selected from the group consisting of halogen, cyano, and $-NR^9R^{10}$.

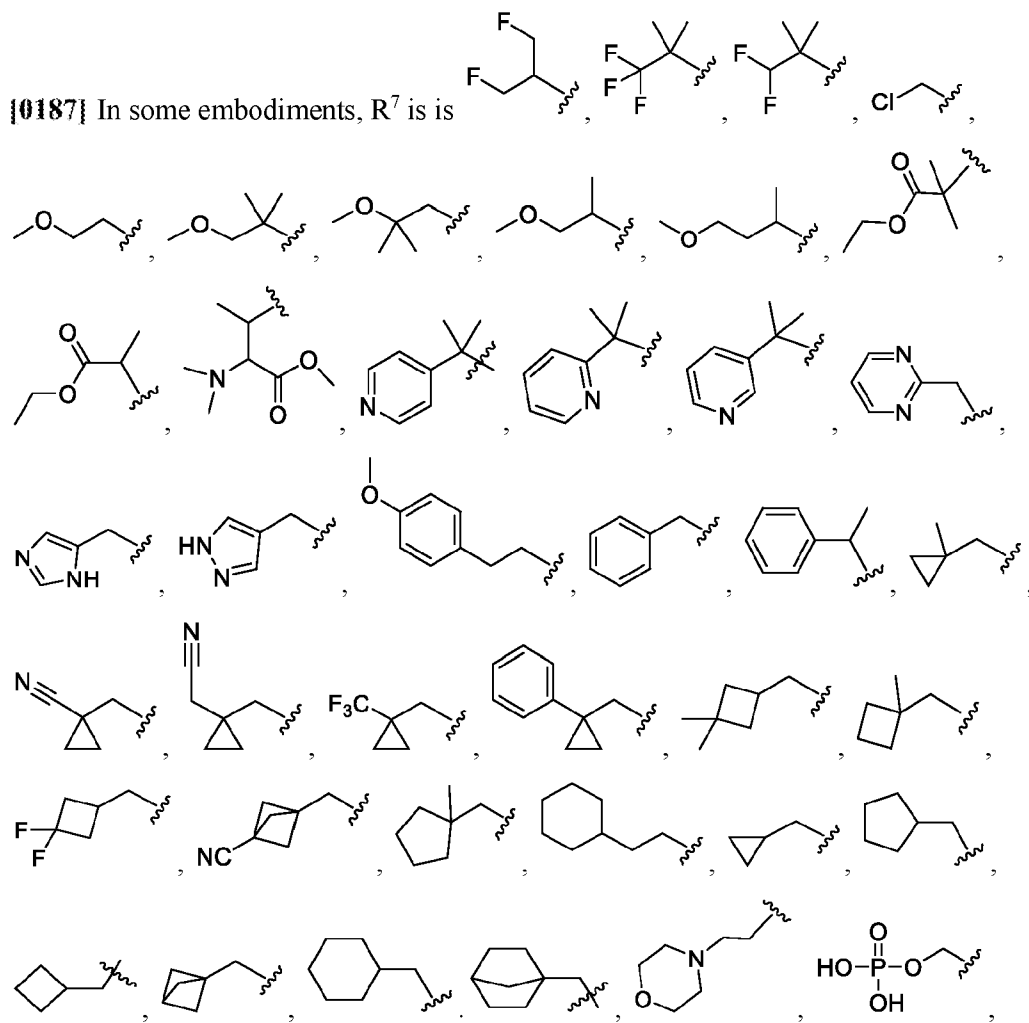
[0185] In some embodiments, R⁷ is 6 membered heteroaryl containing 1, 2, or 3 heteroatoms

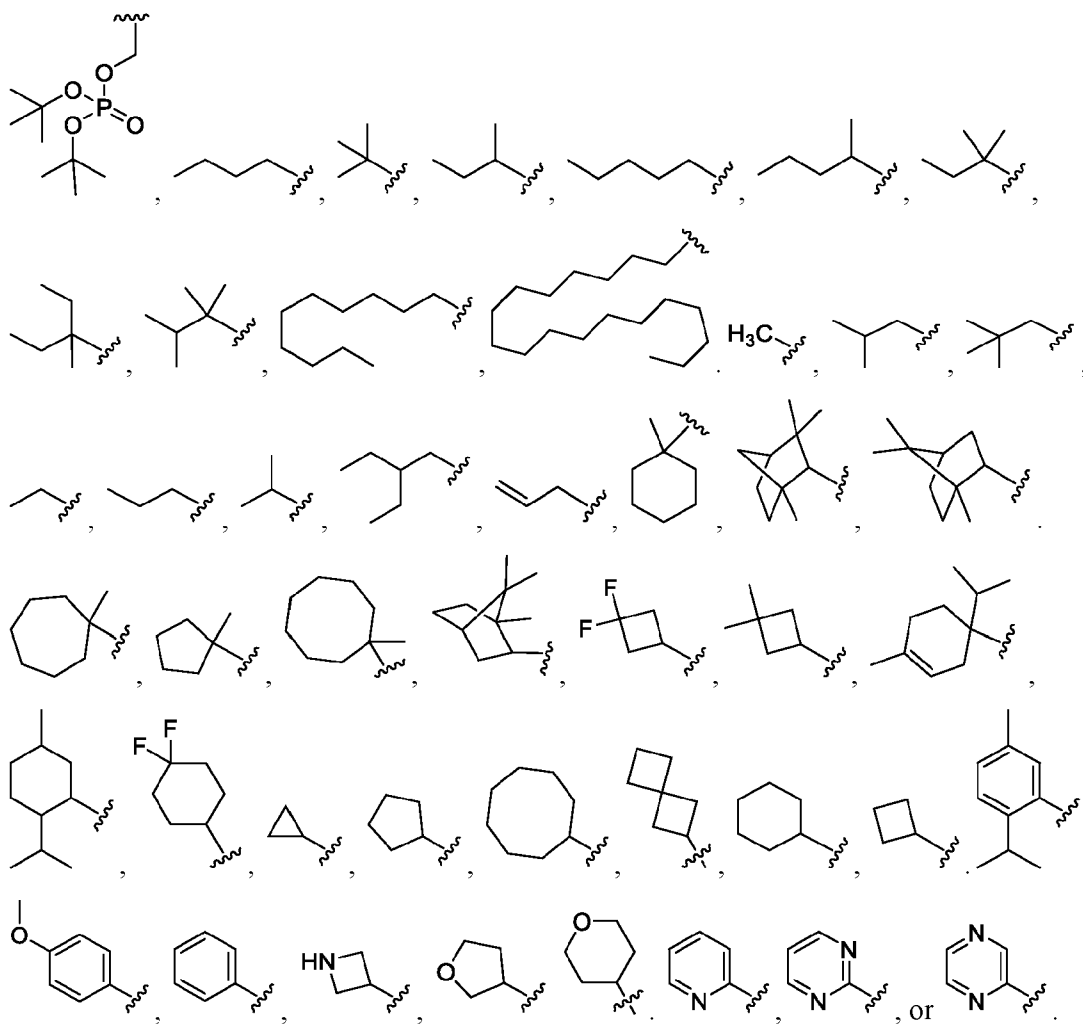




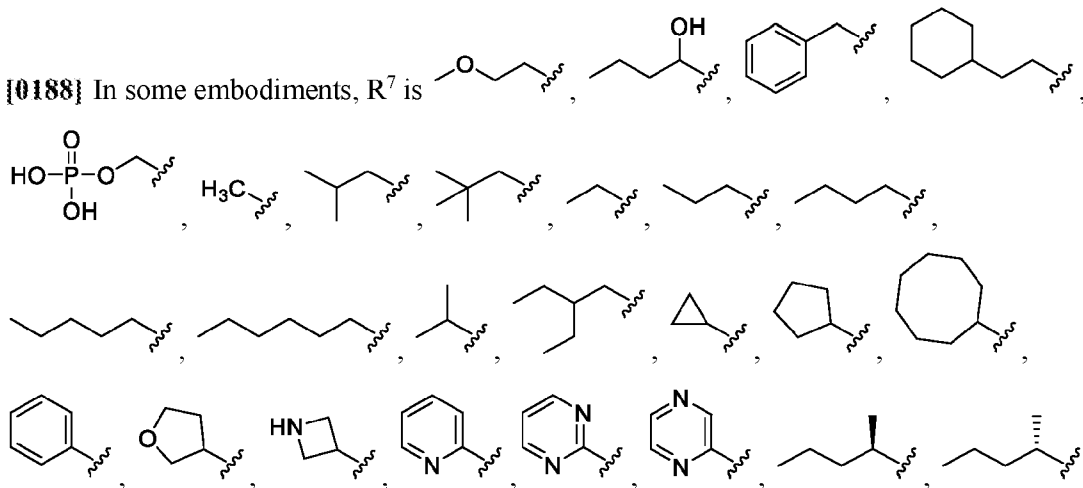


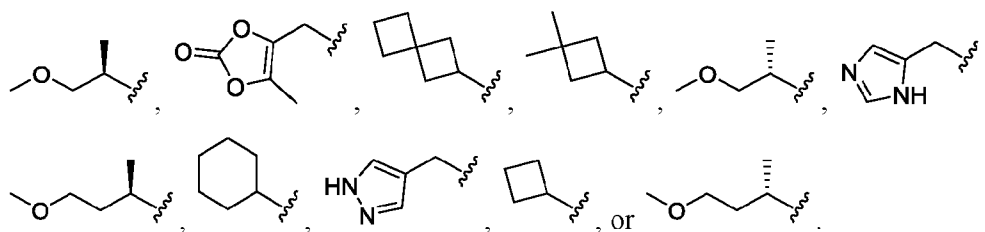
[0187] In some embodiments, R⁷ is is



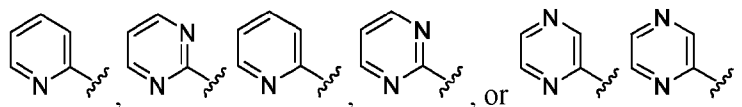
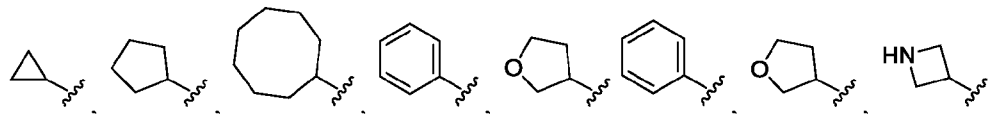
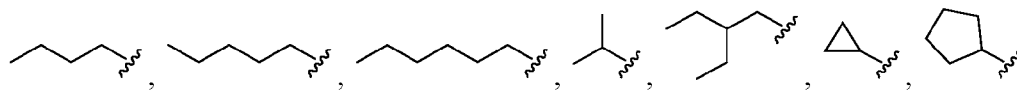
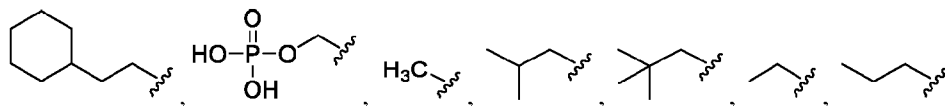
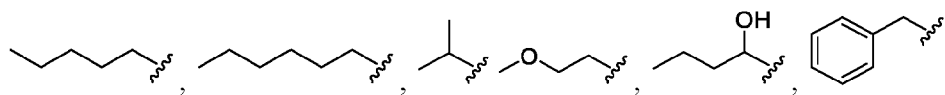
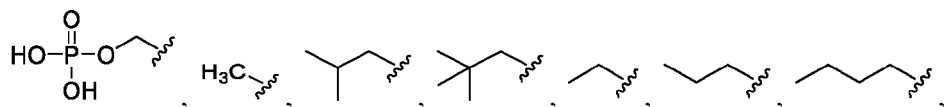


[0188] In some embodiments, R⁷ is

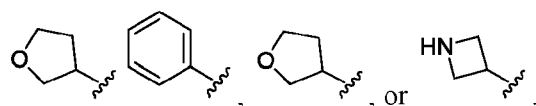
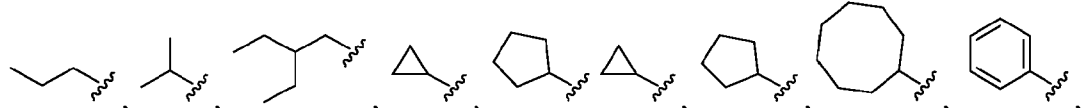
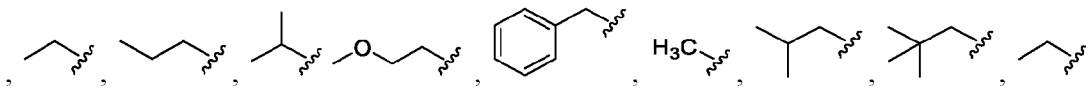


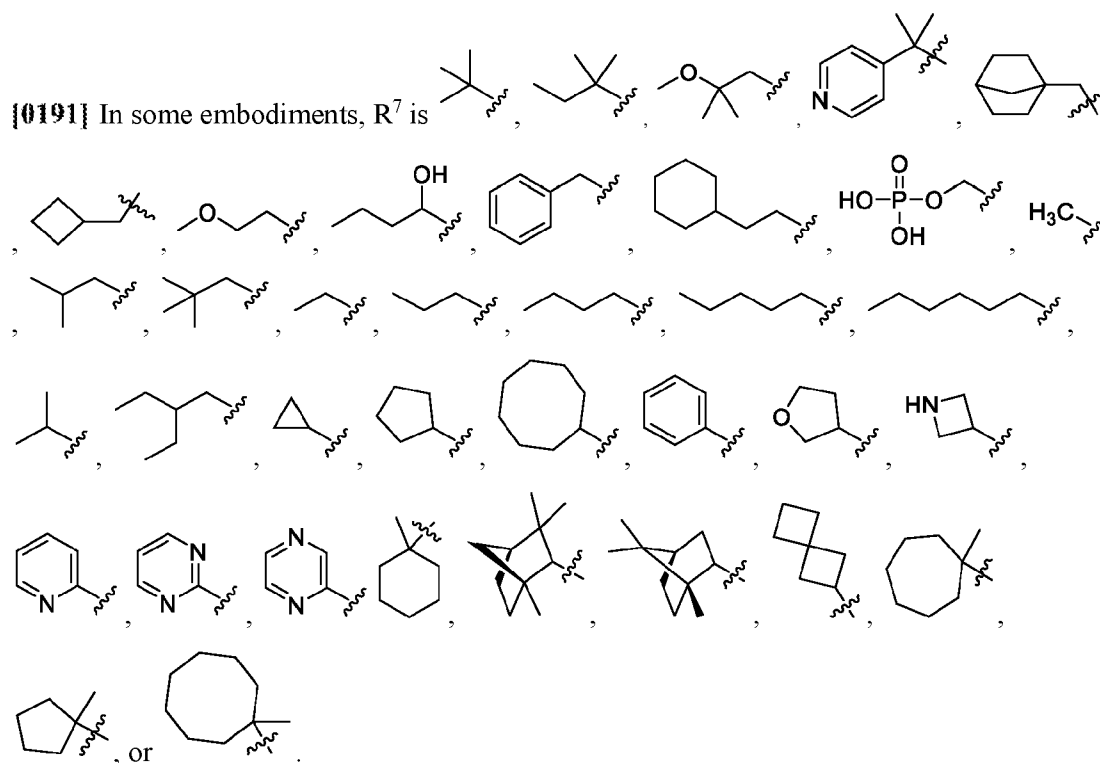


[0189] In some embodiments, R⁷ is ,



[0190] In some embodiments, R⁷ is ,



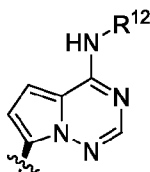



[0192] In some embodiments, R⁸ is H. In some embodiments, R⁸ is C₁-C₆ alkyl. In some embodiments, R⁸ is -CH₃. In some embodiments, R⁸ is C₁-C₆ haloalkyl. In some embodiments, R⁸ is C₃-C₆ cycloalkyl.

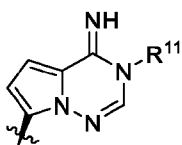
[0193] In some embodiments, R⁸ is . In some embodiments, R⁸ is -C(CH₃)₃, -CH(CH₃)₂, or -CH₂C(CH₃)₃. In some embodiments, R⁸ is C₁-C₆ alkyl substituted with C₃-C₆ cycloalkyl. In some embodiments, R⁸ is . In some embodiments, R⁸ is 4 to 6 membered heterocyclyl. In some embodiments, R⁸ is .

[0194] In some embodiments, R⁹ is H. In some embodiments, R⁹ is C₁-C₆ alkyl. In some embodiments, R⁹ is -CH₃. In some embodiments, R⁹ is C₁-C₆ haloalkyl. In some embodiments, R⁹ is C₃-C₆ cycloalkyl.

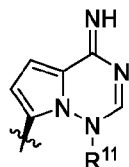
[0195] In some embodiments, R¹⁰ is H. In some embodiments, R¹⁰ is C₁-C₆ alkyl. In some embodiments, R¹⁰ is -CH₃. In some embodiments, R¹⁰ is C₁-C₆ haloalkyl. In some embodiments, R¹⁰ is C₃-C₆ cycloalkyl.



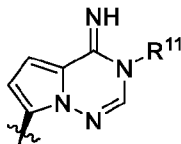
[0196] In some embodiments, Base is . In some embodiments, Base is



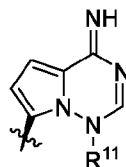
. In some embodiments, Base is



[0197] In some embodiments, Base is



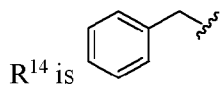
or



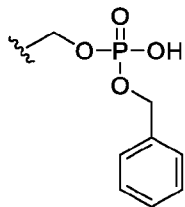
[0198] In some embodiments, R¹¹ is C₁-C₃ alkyl substituted with -OP(=O)(OH)(OR¹⁴). In some embodiments, R¹¹ is -(CH₂)OP(=O)(OH)(OR¹⁴).

[0199] In some embodiments, R¹⁴ is H. In some embodiments, R¹⁴ is H or C₁-C₈ alkyl; wherein C₁-C₈ alkyl of R¹⁴ is optionally substituted with one, two or three substituents independently selected from the group consisting of halogen, cyano, and phenyl.

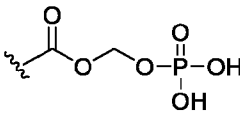
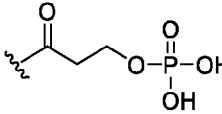
[0200] In some embodiments, R¹⁴ is C₁-C₈ alkyl optionally substituted with one, two or three substituents independently selected from the group consisting of halogen, cyano, and phenyl. In some embodiments, R¹⁴ is C₁-C₃ alkyl optionally substituted with one, two or three substituents independently selected from the group consisting of halogen, cyano, and phenyl. In some embodiments, R¹⁴ is C₁-C₃ alkyl substituted with one phenyl. In some embodiments,

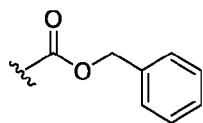
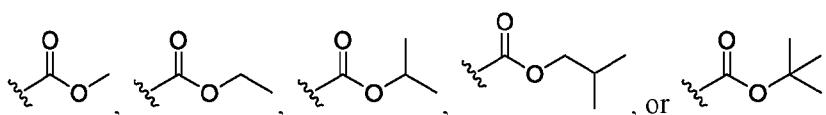


[0201] In some embodiments, R¹¹ is $-(\text{CH}_2)\text{OP}(=\text{O})(\text{OH})_2$. In some embodiments, R¹¹ is



[0202] In some embodiments, R¹² is H. In some embodiments, R¹² is C₁-C₆ alkyl. In some embodiments, R¹² is $-\text{C}(=\text{O})\text{R}^{13}$. In some embodiments, R¹² is $-\text{C}(=\text{O})(\text{CH}_2)_2\text{CH}_3$. In some embodiments, R¹² is $-\text{C}(=\text{O})\text{OR}^{13}$. In some embodiments, R¹² is $-\text{C}(=\text{O})\text{OCH}_2\text{CH}(\text{CH}_3)_2$. In some embodiments, R¹² is $-\text{C}(=\text{O})\text{OCH}_2\text{CH}(\text{CH}_3)_2$ or $-\text{C}(=\text{O})(\text{CH}_2)_2\text{CH}_3$. In some

embodiments, R¹² is . In some embodiments, R¹² is .



[0203] In some embodiments, R¹² is


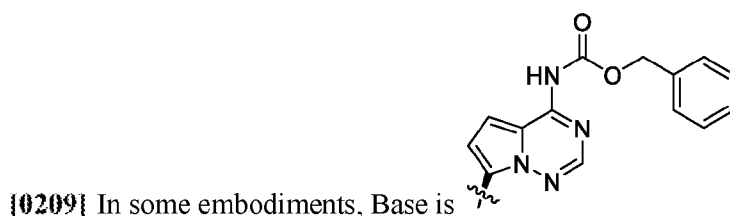
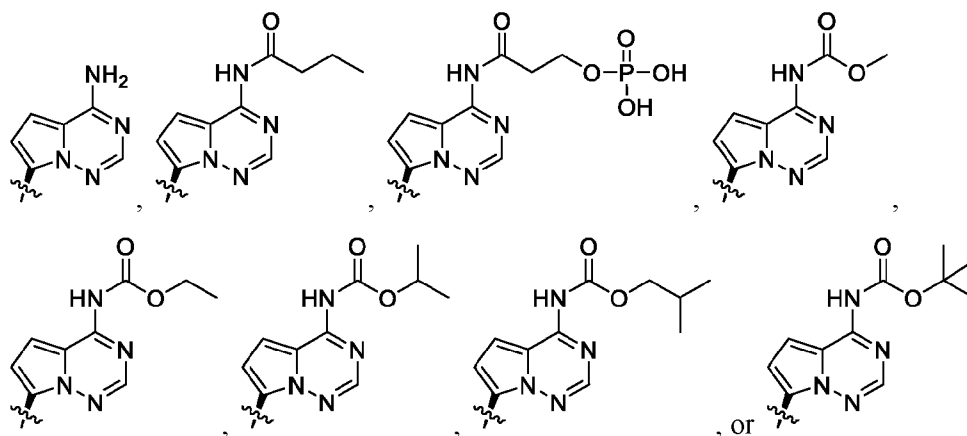
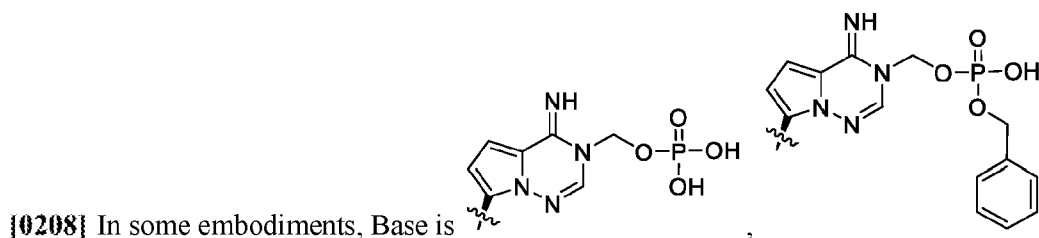
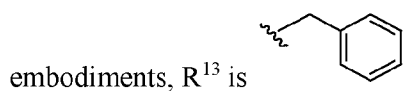
[0204] In some embodiments, R¹³ is C₁-C₈ alkyl; wherein C₁-C₈ alkyl of R¹³ is optionally substituted with one, two, or three substituents independently selected from halogen, cyano, $-\text{OP}(=\text{O})(\text{OH})(\text{OR}^{14})$ and phenyl, wherein substituent phenyl of R¹³ is optionally substituted with $-\text{OP}(=\text{O})(\text{OH})(\text{OR}^{14})$. In some embodiments, R¹³ is C₁-C₈ alkyl optionally substituted with one, two, or three substituents independently selected from halogen, cyano, and phenyl; wherein substituent phenyl of R¹³ is optionally substituted with $-\text{OP}(=\text{O})(\text{OH})(\text{OR}^{14})$.

[0205] In some embodiments, R¹³ is H. In some embodiments, R¹³ is C₁-C₈ alkyl; wherein C₁-C₈ alkyl of R¹³ is optionally substituted with one, two, or three substituents independently selected from halogen, cyano, $-\text{OP}(=\text{O})(\text{OH})(\text{OR}^{14})$ and phenyl, wherein phenyl is optionally substituted with $-\text{OP}(=\text{O})(\text{OH})(\text{OR}^{14})$. In some embodiments, R¹³ is C₁-C₈ alkyl optionally substituted with one, two, or three substituents independently selected from halogen, cyano, and phenyl; wherein phenyl is optionally substituted with $-\text{OP}(=\text{O})(\text{OH})(\text{OR}^{14})$. In some embodiments, R¹³ is C₁-C₈ alkyl optionally substituted with one, two, or three substituents

independently selected from halogen, cyano, and phenyl. In some embodiments, R¹³ is C₁-C₈ alkyl. In some embodiments, R¹³ is -CH₃, -CH₂CH₃, -(CH₂)₂CH₃, -CH(CH₃)₂, -(CH₂)₃CH₃, or -C(CH₃)₃. In some embodiments, R¹³ is -CH₂CH(CH₃)₂ or -(CH₂)₂CH₃. In some embodiments, R¹³ is -(CH₂)OP(=O)(OH)₂.

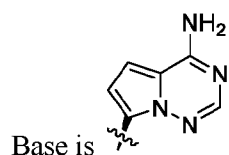
[0206] In some embodiments, R¹³ is -(CH₂)CH(CH₃)₂.

[0207] In some embodiments, R¹³ is C₁-C₈ alkyl substituted with phenyl. In some



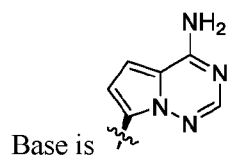
[0211] In some embodiments

- R^1 is -OH or -OC(=O) R^4 ;
 R^2 is -OH or -OC(=O) R^5 ;
 R^3 is -C(=O)OR⁷;
 R^4 is C₁-C₃ alkyl;
 R^5 is C₁-C₃ alkyl;
 R^7 is C₁-C₆ alkyl or C₆-C₈ carbocyclyl;



[0212] In some embodiments

- R^1 is -OC(=O) R^4 ;
 R^2 is -OC(=O) R^5 ;
 R^3 is -C(=O)OR⁷;
 R^4 is C₁-C₃ alkyl;
 R^5 is C₁-C₃ alkyl;
 R^7 is C₁-C₆ alkyl;



[0213] In some embodiments,

- R^1 is -OH, -OC(=O) R^4 , -OC(=O)OR⁴, or -OP(=O)(OH)(OR⁴);
 R^2 is -OH, -OC(=O) R^5 , or -OC(=O)OR⁵; or
 R^1 and R^2 are taken together to form -OC(=O)O-, -OP(=O)(OH)O-, or -OCHR⁶O-;
 R^3 is -C(=O)OR⁷;
 R^4 is C₁-C₈ alkyl or C₂-C₈ alkenyl, wherein the C₁-C₈ alkyl of R^4 is optionally substituted with one or two substituents independently selected from carbonyl and -OR⁸;
 R^5 is C₁-C₈ alkyl or C₂-C₈ alkenyl;
 R^7 is C₁-C₂₀ alkyl, C₂-C₈ alkenyl, C₃-C₁₀ carbocyclyl, C₆-C₁₀ aryl, 4 to 8 membered heterocyclyl containing 1, 2, or 3 heteroatoms selected from N, O, and S, or 5 to 6 membered heteroaryl containing 1, 2, or 3 heteroatoms selected from N, O, and S;

wherein C₁-C₂₀ alkyl, C₃-C₁₀ carbocyclyl, C₆-C₁₀ aryl, or 4 to 8 membered heterocyclyl of R⁷ are each, independently, optionally substituted with one, two, or three substituents independently selected from the group consisting of C₁-C₈ alkyl, halogen, carbonyl, -OR⁸, -NR⁹R¹⁰, -OP(=O)(OH)₂, -OP(=O)(OR⁸)₂, C₃-C₈ carbocyclyl, 4 to 6 membered heterocyclyl containing 1, 2, or 3 heteroatoms selected from N, O, and S, 5 to 6 membered heteroaryl containing 1, 2, or 3 heteroatoms selected from N, O, and S, and phenyl;

wherein substituent C₃-C₈ carbocyclyl of R⁷ is optionally substituted with one or two substituents independently selected from C₁-C₈ alkyl, halogen, -CF₃, cyano, -CH₂CN, and phenyl,

wherein substituent 4 to 6 membered heterocyclyl of R⁷ is optionally substituted two substituents independently selected from carbonyl and C₁-C₆ alkyl, and

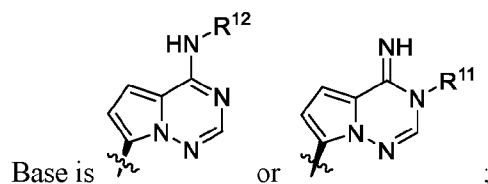
wherein substituent phenyl of R⁷ is optionally substituted with -OR⁸;

R⁶ is C₁-C₆ alkoxy or C₆-C₁₀ aryl;

each R⁸ is independently H, C₁-C₆ alkyl, C₃-C₆ cycloalkyl, and 4 to 6 membered heterocyclyl;

wherein C₁-C₆ alkyl of R⁸ is optionally substituted with C₃-C₆ cycloalkyl;

each R⁹ and R¹⁰ are independently C₁-C₆ alkyl;



R¹¹ is C₁-C₆ alkyl optionally substituted with -OP(=O)(OH)(OR¹⁴);

R¹² is H, -C(=O)R¹³, or -C(=O)OR¹³;

each R¹³ is independently C₁-C₈ alkyl optionally substituted with phenyl or -OP(=O)(OH)(OR¹⁴); and

each R¹⁴ is independently H or C₁-C₈ alkyl; wherein C₁-C₈ alkyl of R¹⁴ is optionally substituted with phenyl.

[0214] In some embodiments,

R¹ is -OH, -OC(=O)R⁴, or -OC(=O)OR⁴;

R² is -OH, -OC(=O)R⁵, or -OC(=O)OR⁵; or

R¹ and R² are taken together to form -OC(=O)O-, -OP(=O)(OH)O-, or -OCHR⁶O-;

R^3 is $-C(=O)OR^7$;

R^4 is C_1-C_8 alkyl or C_2-C_8 alkenyl, wherein the C_1-C_8 alkyl of R^4 is optionally substituted with one or two substituents independently selected from carbonyl and $-OR^8$;

R^5 is C_1-C_8 alkyl or C_2-C_8 alkenyl;

R^7 is C_1-C_{20} alkyl, C_2-C_8 alkenyl, C_3-C_8 carbocyclyl, C_6-C_{10} aryl, 4 to 6 membered heterocyclyl containing 1, 2, or 3 heteroatoms selected from N, O, and S, or 5 to 6 membered heteroaryl containing 1, 2, or 3 heteroatoms selected from N, O, and S;

wherein C_1-C_{20} alkyl, C_3-C_8 carbocyclyl, or C_6-C_{10} aryl of R^7 are each, independently, optionally substituted with one, two, or three substituents independently selected from the group consisting of C_1-C_8 alkyl, halogen, carbonyl, $-OR^8$, $-NR^9R^{10}$, $-OP(=O)(OH)_2$, $-OP(=O)(OR^8)_2$, C_3-C_8 carbocyclyl, 4 to 6 membered heterocyclyl containing 1, 2, or 3 heteroatoms selected from N, O, and S, 5 to 6 membered heteroaryl containing 1, 2, or 3 heteroatoms selected from N, O, and S, and phenyl;

wherein substituent C_3-C_8 carbocyclyl of R^7 is optionally substituted with one or two substituents independently selected from C_1-C_8 alkyl, halogen, $-CF_3$, cyano, $-CH_2CN$, and phenyl,

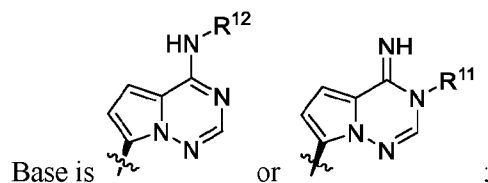
wherein substituent 4 to 6 membered heterocyclyl of R^7 is optionally substituted two substituents independently selected from carbonyl and C_1-C_6 alkyl, and

wherein substituent phenyl of R^7 is optionally substituted with $-OR^8$;

R^6 is C_1-C_6 alkoxy or C_6-C_{10} aryl;

each R^8 is independently H or C_1-C_6 alkyl;

each R^9 and R^{10} are independently C_1-C_6 alkyl;



R^{11} is C_1-C_6 alkyl optionally substituted with $-OP(=O)(OH)(OR^{14})$;

R^{12} is H, $-C(=O)R^{13}$, or $-C(=O)OR^{13}$;

each R^{13} is independently C_1-C_8 alkyl optionally substituted with phenyl or $-OP(=O)(OH)(OR^{14})$; and

each R^{14} is independently H or C_1 - C_8 alkyl; wherein C_1 - C_8 alkyl of R^{14} is optionally substituted with phenyl.

[0215] In some embodiments,

R^1 is -OH, -OC(=O) R^4 , or -OC(=O)OR⁴;

R^2 is -OH, -OC(=O) R^5 , or -OC(=O)OR⁵; or

R^1 and R^2 are taken together to form -OC(=O)O-, -OP(=O)(OH)O-, or -OCHR⁶O-;

R^3 is -C(=O)OR⁷;

R^4 and R^5 are C_1 - C_8 alkyl;

R^7 is C_1 - C_{20} alkyl, C_2 - C_8 alkenyl, C_3 - C_8 carbocyclyl, C_6 - C_{10} aryl, 4 to 6 membered heterocyclyl containing 1, 2, or 3 heteroatoms selected from N, O, and S, or 5 to 6 membered heteroaryl containing 1, 2, or 3 heteroatoms selected from N, O, and S;

wherein C_1 - C_{20} alkyl, C_3 - C_8 carbocyclyl, or C_6 - C_{10} aryl of R^7 are each, independently, optionally substituted with one, two, or three substituents independently selected from the group consisting of C_1 - C_8 alkyl, halogen, carbonyl, -OR⁸, -NR⁹R¹⁰, -OP(=O)(OH)₂, -OP(=O)(OR⁸)₂, C_3 - C_8 carbocyclyl, 4 to 6 membered heterocyclyl containing 1, 2, or 3 heteroatoms selected from N, O, and S, 5 to 6 membered heteroaryl containing 1, 2, or 3 heteroatoms selected from N, O, and S, and phenyl;

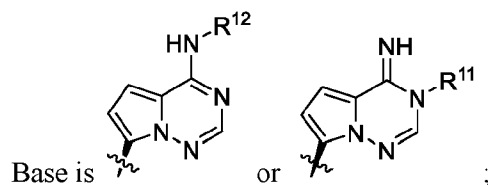
wherein substituent C_3 - C_8 carbocyclyl of R^7 is optionally substituted with one or two substituents independently selected from C_1 - C_8 alkyl, halogen, -CF₃, cyano, -CH₂CN, and phenyl,

wherein substituent 4 to 6 membered heterocyclyl of R^7 is optionally substituted two substituents independently selected from carbonyl and C_1 - C_6 alkyl, and

wherein substituent phenyl of R^7 is optionally substituted with -OR⁸;

R^6 is C_1 - C_6 alkoxy or C_6 - C_{10} aryl;

each R^8 , R^9 , and R^{10} are independently C_1 - C_6 alkyl;



R^{11} is C_1 - C_6 alkyl optionally substituted with -OP(=O)(OH)(OR¹⁴);

R^{12} is H, $-C(=O)R^{13}$, or $-C(=O)OR^{13}$;

each R^{13} is independently C_1 - C_8 alkyl optionally substituted with $-OP(=O)(OH)(OR^{14})$; and

each R^{14} is independently H or C_1 - C_8 alkyl; wherein C_1 - C_8 alkyl of R^{14} is optionally substituted with phenyl.

[0216] In some embodiments,

R^1 is $-OH$ or $-OC(=O)R^4$;

R^2 is $-OH$ or $-OC(=O)R^5$; or

R^1 and R^2 are taken together to form $-OC(=O)O-$ or $-OP(=O)(OH)O-$;

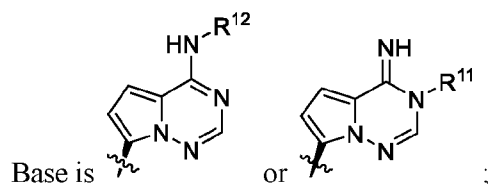
R^3 is $-C(=O)OR^7$;

R^4 , R^5 , and R^7 are each independently C_1 - C_8 alkyl, C_3 - C_8 carbocyclyl, C_6 - C_{10} aryl, 4 to 6 membered heterocyclyl containing 1, 2, or 3 heteroatoms selected from N, O, and S or 5 to 6 membered heteroaryl containing 1, 2, or 3 heteroatoms selected from N, O, and S;

wherein C_1 - C_8 alkyl of R^7 are each, independently, optionally substituted with one substituent selected from the group consisting of C_1 - C_8 alkyl, $-OR^8$, $-OP(=O)(OH)_2$, C_3 - C_8 carbocyclyl, 4 to 6 membered heterocyclyl containing 1, 2, or 3 heteroatoms selected from N, O, and S, 5 to 6 membered heteroaryl containing 1, 2, or 3 heteroatoms selected from N, O, and S, and phenyl;

wherein 4 to 6 membered heterocyclyl is optionally substituted with one, two, or three substituents independently selected from carbonyl and C_1 - C_6 alkyl;

each R^8 is independently C_1 - C_6 alkyl;



R^{11} is C_1 - C_6 alkyl substituted with $-OP(=O)(OH)(OR^{14})$;

R^{12} is H, $-C(=O)R^{13}$ or $-C(=O)OR^{13}$;

R^{13} is C_1 - C_8 alkyl optionally substituted with $-OP(=O)(OH)(OR^{14})$; and

each R^{14} is independently H or C_1 - C_8 alkyl; wherein C_1 - C_8 alkyl of R^{14} is optionally substituted with phenyl.

[0217] In some embodiments,

R^1 is $-\text{OH}$ or $-\text{OC}(=\text{O})\text{R}^4$;

R^2 is $-\text{OH}$ or $-\text{OC}(=\text{O})\text{R}^5$; or

R^1 and R^2 are taken together to form $-\text{OC}(=\text{O})\text{O}-$ or $-\text{OP}(=\text{O})(\text{OH})\text{O}-$;

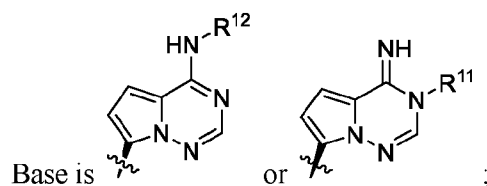
R^3 is $-\text{C}(=\text{O})\text{OR}^7$;

R^4 , R^5 , and R^7 are each independently $\text{C}_1\text{-C}_8$ alkyl, $\text{C}_3\text{-C}_8$ carbocyclyl, $\text{C}_6\text{-C}_{10}$ aryl, 4 to 6 membered heterocyclyl containing 1, 2, or 3 heteroatoms selected from N, O, and S or 5 to 6 membered heteroaryl containing 1, 2, or 3 heteroatoms selected from N, O, and S;

wherein $\text{C}_1\text{-C}_8$ alkyl of R^7 are each, independently, optionally substituted with one substituent selected from the group consisting of $-\text{OR}^8$, $-\text{OP}(=\text{O})(\text{OH})_2$, $\text{C}_3\text{-C}_8$ carbocyclyl, 4 to 6 membered heterocyclyl containing 1, 2, or 3 heteroatoms selected from N, O, and S, 5 to 6 membered heteroaryl containing 1, 2, or 3 heteroatoms selected from N, O, and S, and phenyl;

wherein 4 to 6 membered heterocyclyl is optionally substituted with one, two, or three substituents independently selected from carbonyl and $\text{C}_1\text{-C}_6$ alkyl;

each R^8 is independently $\text{C}_1\text{-C}_6$ alkyl;



R^{11} is $\text{C}_1\text{-C}_6$ alkyl substituted with $-\text{OP}(=\text{O})(\text{OH})(\text{OR}^{14})$;

R^{12} is H, $-\text{C}(=\text{O})\text{R}^{13}$ or $-\text{C}(=\text{O})\text{OR}^{13}$;

R^{13} is $\text{C}_1\text{-C}_8$ alkyl optionally substituted with $-\text{OP}(=\text{O})(\text{OH})(\text{OR}^{14})$; and

each R^{14} is independently H or $\text{C}_1\text{-C}_8$ alkyl; wherein $\text{C}_1\text{-C}_8$ alkyl of R^{14} is optionally substituted with phenyl.

[0218] In some embodiments,

R^1 is $-\text{OH}$ or $-\text{OC}(=\text{O})\text{R}^4$;

R^2 is $-\text{OH}$ or $-\text{OC}(=\text{O})\text{R}^5$; or

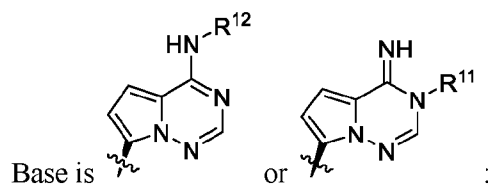
R^1 and R^2 are taken together to form $-\text{OC}(=\text{O})\text{O}-$;

R^3 is $-\text{C}(=\text{O})\text{OR}^7$;

R^4 , R^5 , and R^7 are each independently C_1 - C_8 alkyl, C_3 - C_8 carbocyclyl, C_6 - C_{10} aryl, 4 to 6 membered heterocyclyl containing 1, 2, or 3 heteroatoms selected from N, O, and S or 5 to 6 membered heteroaryl containing 1, 2, or 3 heteroatoms selected from N, O, and S;

wherein C_1 - C_8 alkyl of R^7 are each, independently, optionally substituted with one substituent selected from the group consisting of $-OR^8$, $-OP(=O)(OH)_2$, C_3 - C_8 carbocyclyl and phenyl;

each R^8 is independently C_1 - C_6 alkyl;



R^{11} is C_1 - C_6 alkyl substituted with $-OP(=O)(OH)(OR^{14})$;

R^{12} is H, $-C(=O)R^{13}$ or $-C(=O)OR^{13}$;

R^{13} is C_1 - C_8 alkyl; and

each R^{14} is independently H or C_1 - C_8 alkyl; wherein C_1 - C_8 alkyl of R^{14} is optionally substituted with phenyl.

[0219] In some embodiments,

R^1 is $-OH$ or $-OC(=O)R^4$;

R^2 is $-OH$ or $-OC(=O)R^5$; or

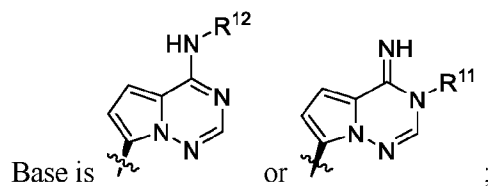
R^1 and R^2 are taken together to form $-OC(=O)O-$;

R^3 is $-C(=O)OR^7$;

R^4 , R^5 , and R^7 are each independently C_1 - C_8 alkyl, C_3 - C_8 carbocyclyl, C_6 - C_{10} aryl, or 4 to 6 membered heterocyclyl containing 1, 2, or 3 heteroatoms selected from N, O, and S;

wherein C_1 - C_8 alkyl of R^7 are each, independently, optionally substituted with one substituent selected from the group consisting of $-OR^8$ and phenyl;

each R^8 is independently C_1 - C_6 alkyl;



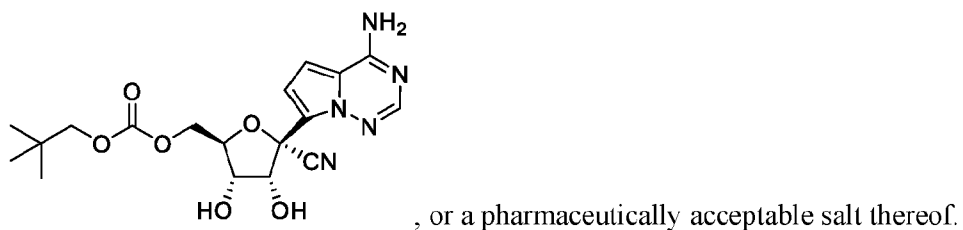
R^{11} is C_1 - C_6 alkyl substituted with $-OP(=O)(OH)(OR^{14})$;

R^{12} is H, $-C(=O)R^{13}$ or $-C(=O)OR^{13}$;

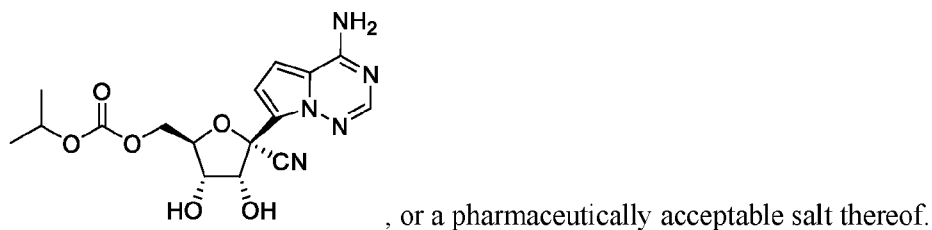
R^{13} is C₁-C₈ alkyl; and

each R^{14} is independently H or C₁-C₈ alkyl; wherein C₁-C₈ alkyl of R^{14} is optionally substituted with phenyl.

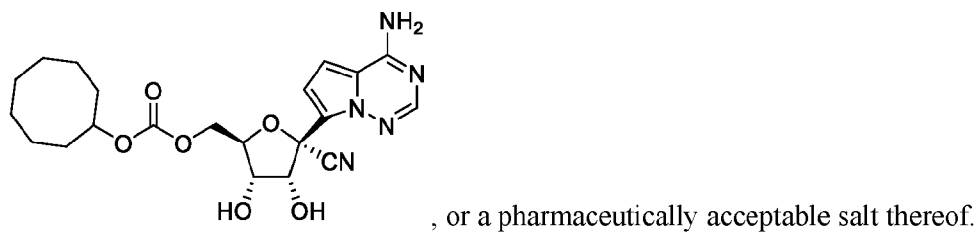
[0220] In some embodiments, the compound of Formula I is



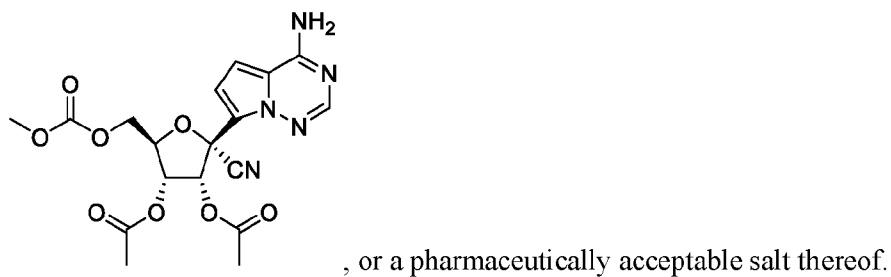
[0221] In some embodiments, the compound of Formula I is



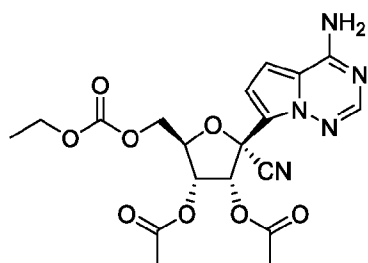
[0222] In some embodiments, the compound of Formula I is



[0223] In some embodiments, the compound of Formula I is

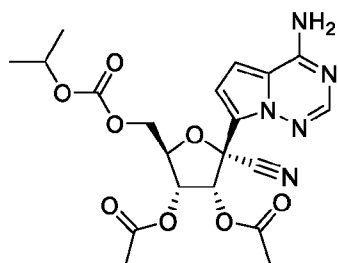


[0224] In some embodiments, the compound of Formula I is



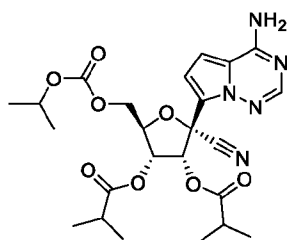
, or a pharmaceutically acceptable salt thereof.

[0225] In some embodiments, the compound of Formula I is



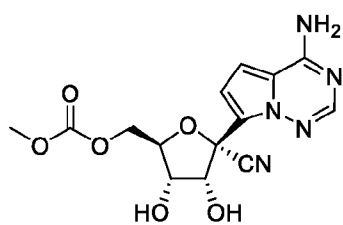
, or a pharmaceutically acceptable salt thereof.

[0226] In some embodiments, the compound of Formula I is



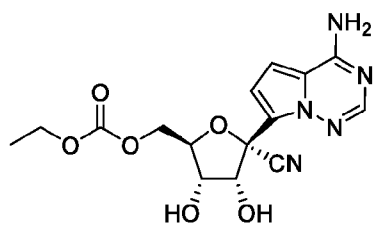
, or a pharmaceutically acceptable salt thereof.

[0227] In some embodiments, the compound of Formula I is



, or a pharmaceutically acceptable salt thereof.

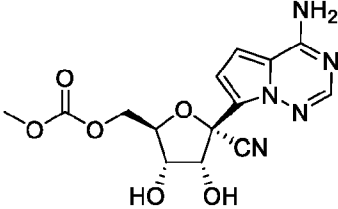
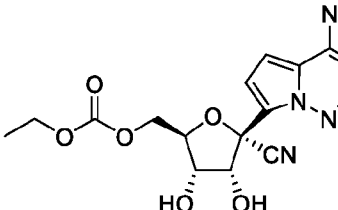
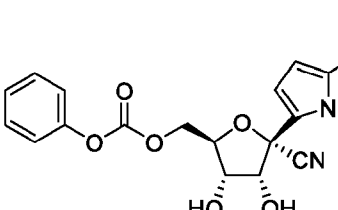
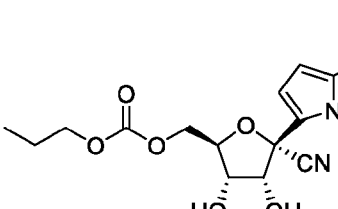
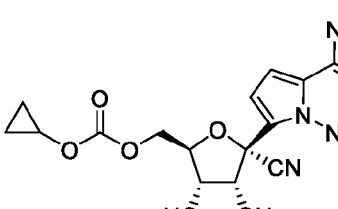
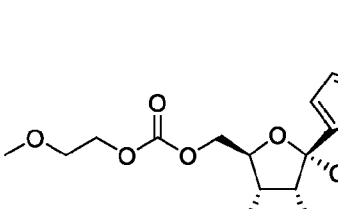
[0228] In some embodiments, the compound of Formula I is

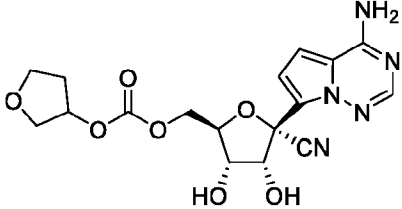
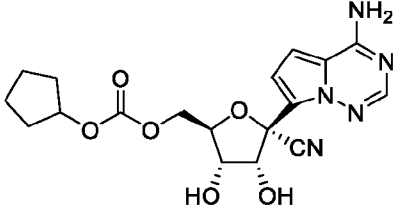
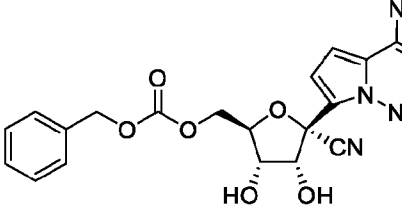
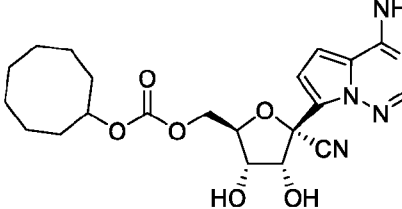
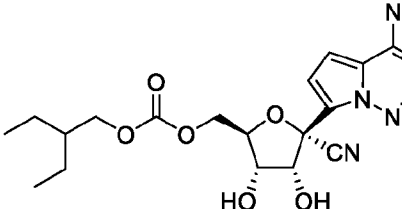


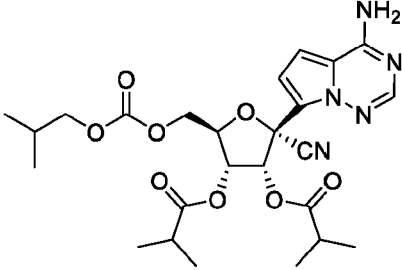
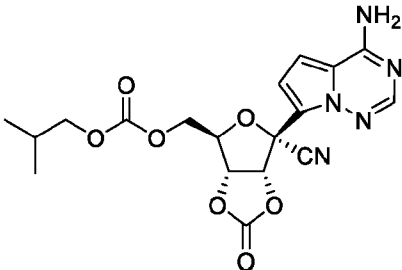
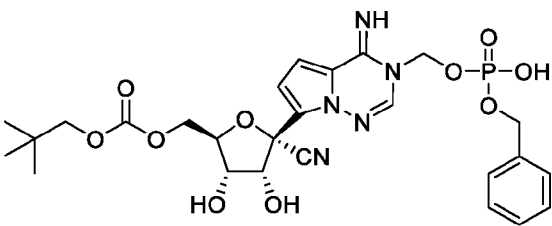
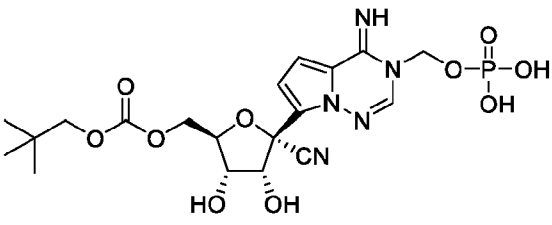
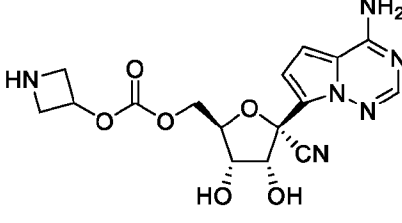
, or a pharmaceutically acceptable salt thereof.

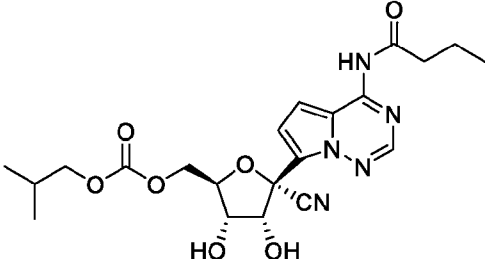
[0229] In some embodiments, the compound of Formula I is

Example No.	Compound No.	Structure
Example 1	1	<p>The structure is similar to the one above, but the diethyl malonate ester is replaced by an isobutoxy malonate ester.</p>
Example 2	2	<p>The structure is similar to Example 1, but the cytosine base has an isobutoxycarbonylamino group at the C5 position.</p>
Example 3	3	<p>The structure is similar to Example 1, but the isobutoxy malonate ester is replaced by a tert-butyl malonate ester.</p>
Example 4	4	<p>The structure is similar to Example 1, but the cytosine base has a methyl group at the C5 position.</p>

Example 5	5	
Example 6	6	
Example 7	7	
Example 8	8	
Example 9	9	
Example 10	10	

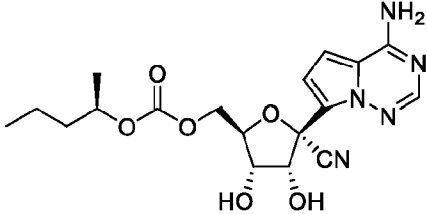
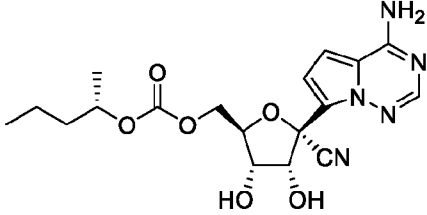
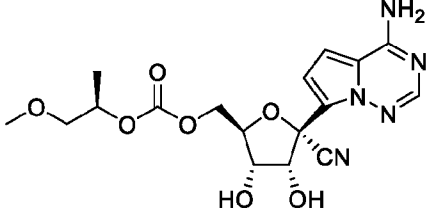
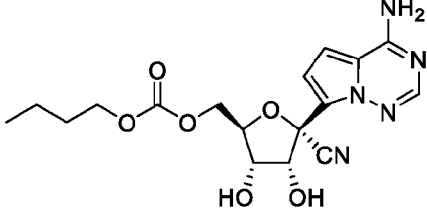
Example 11	11	
Example 12	12	
Example 13	13	
Example 14	14	
Example 15	15	

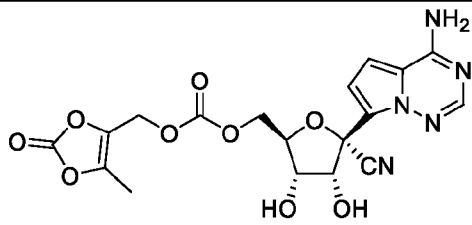
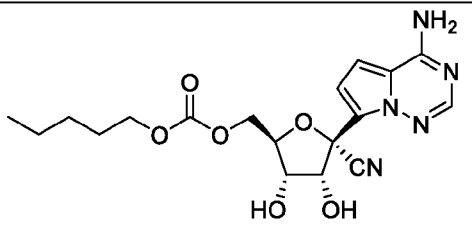
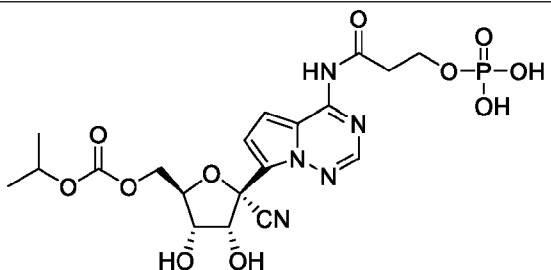
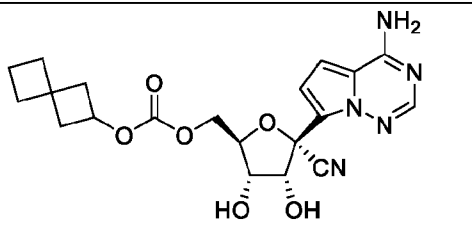
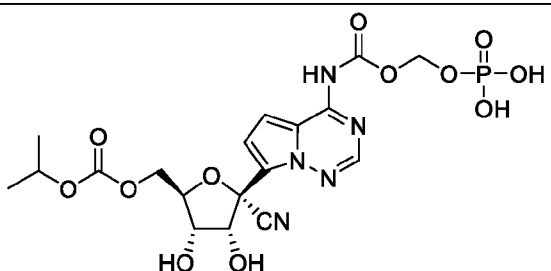
Example 16	16	
Example 17	17	
Example 18	18	
Example 19	19	
Example 20	20	

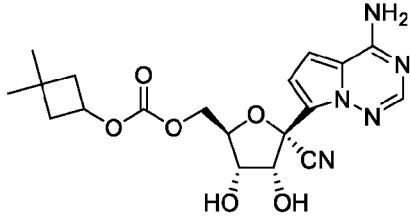
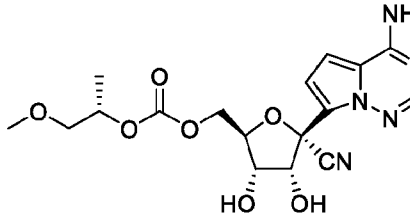
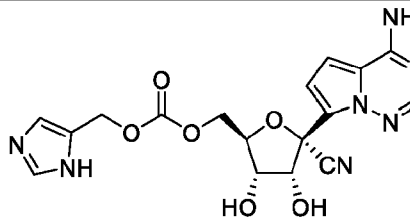
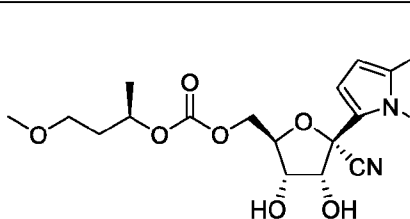
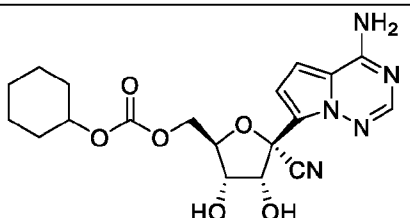
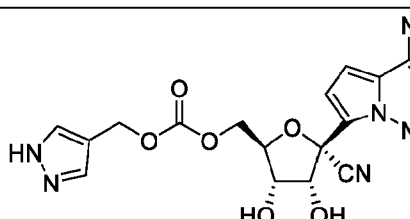
Example 21	21	
------------	----	--

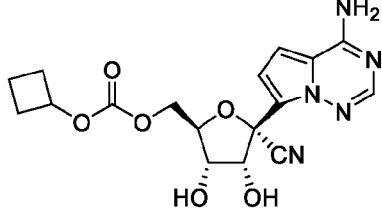
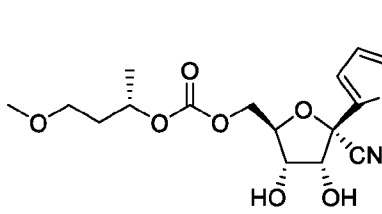
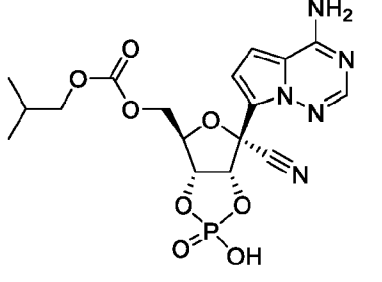
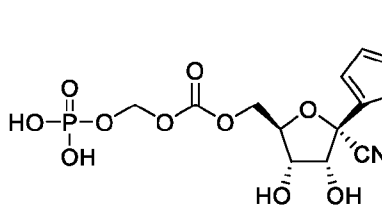
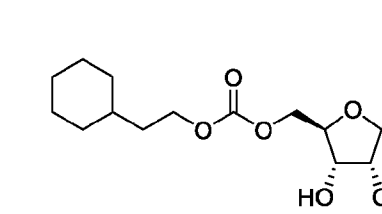
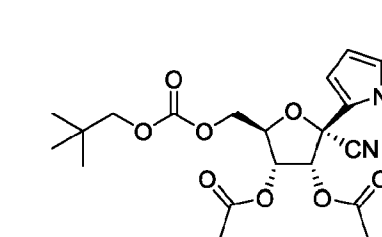
or a pharmaceutically acceptable salt thereof.

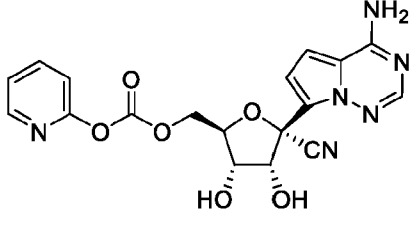
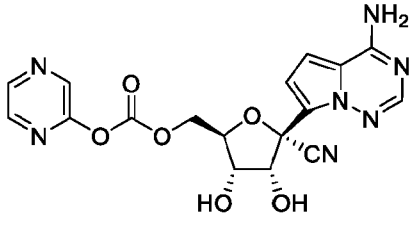
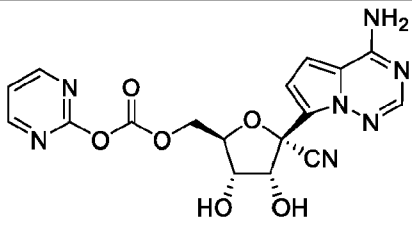
[0230] In some embodiments, the compound of Formula I is

Example No	Compound No	Structure
	22	
	23	
	24	
	25	

<p>Example 80</p>	<p>26</p>	
<p>Example 74</p>	<p>27</p>	
	<p>28</p>	
<p>Example 30</p>	<p>29</p>	
	<p>30</p>	

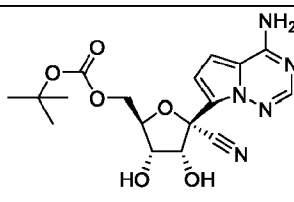
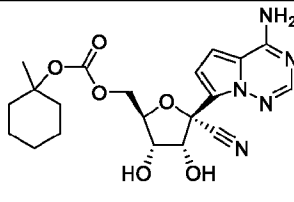
Example 72	31	
	32	
	33	
	34	
Example 38	35	
	36	

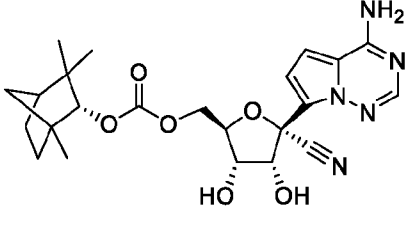
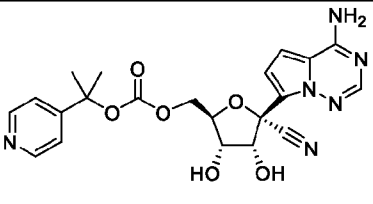
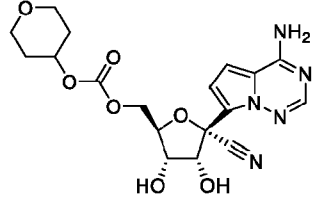
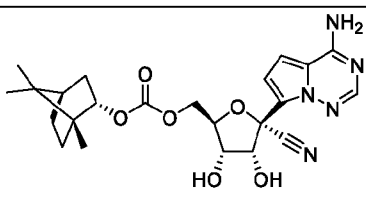
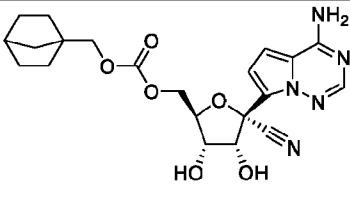
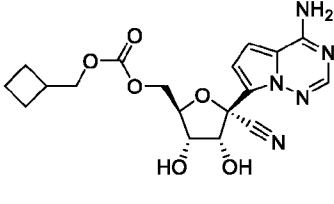
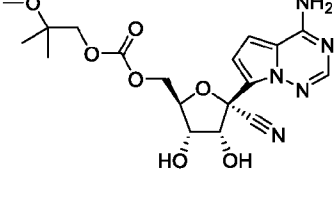
Example 81	37	
	38	
	39	
Example 95	40	
	41	
	42	

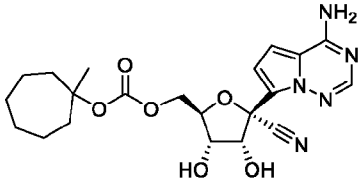
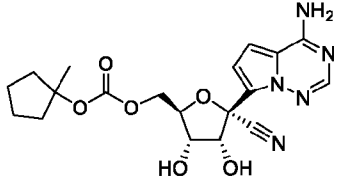
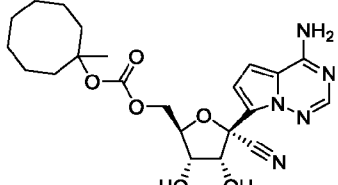
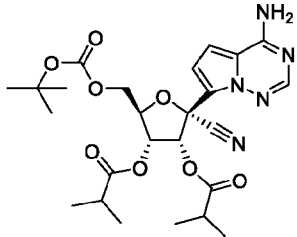
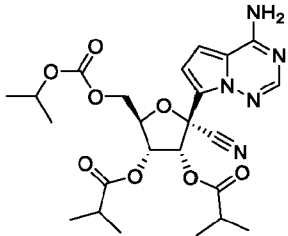
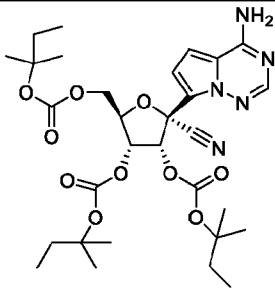
	43	
	44	
	45	

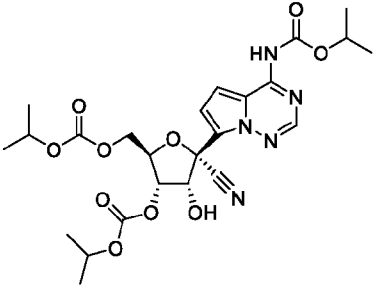
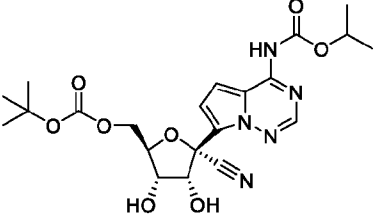
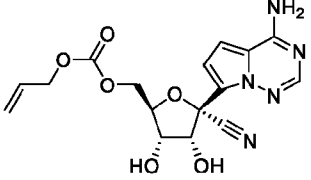
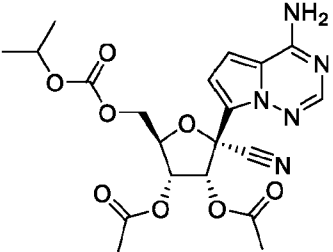
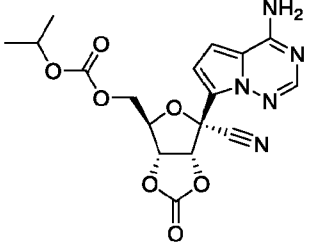
or a pharmaceutically acceptable salt thereof.

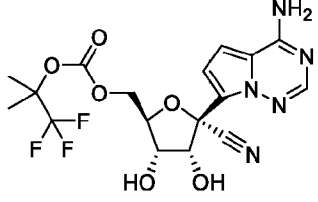
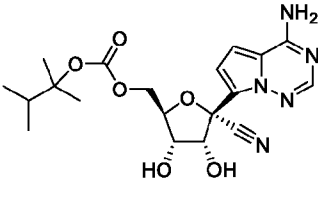
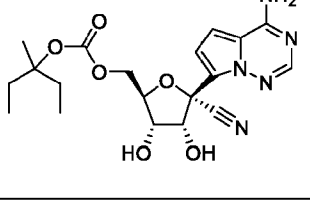
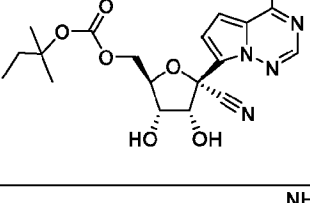
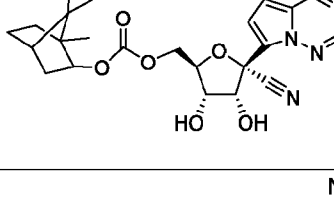
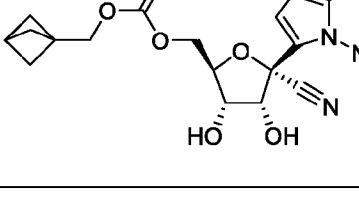
[0231] In some embodiments, the compound of Formula I is

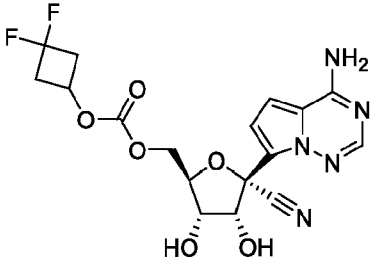
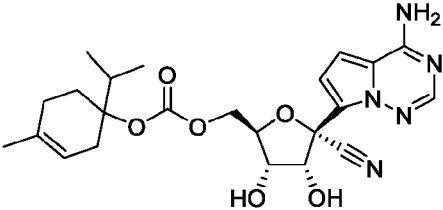
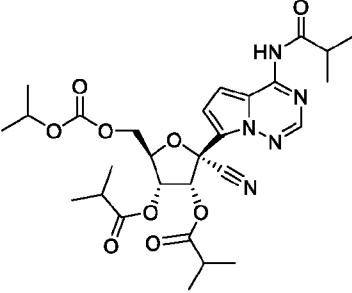
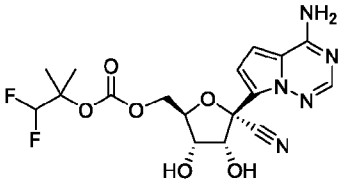
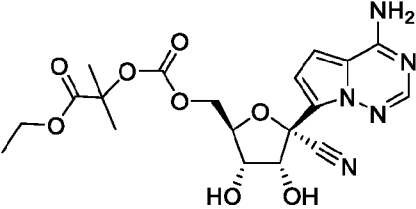
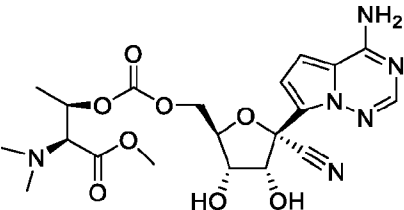
Example No.	Compound No.	Structure
Example 22	46	
Example 23	47	

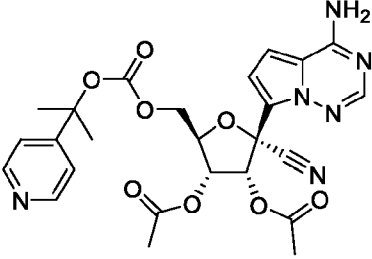
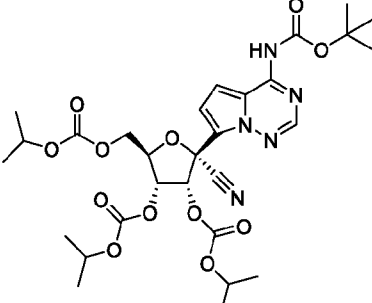
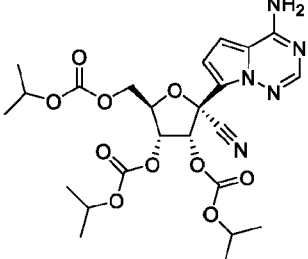
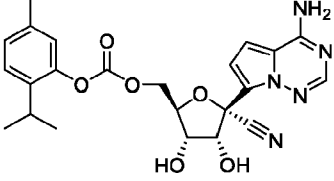
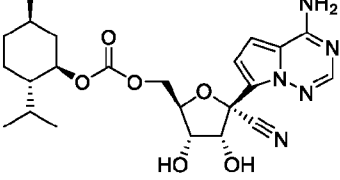
Example 24	48	
Example 25	49	
Example 26	50	
Example 27	51	
Example 28	52	
Example 29	53	
Example 31	54	

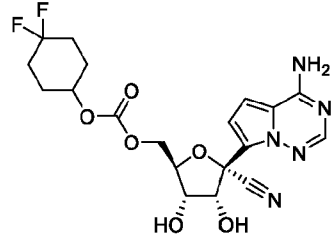
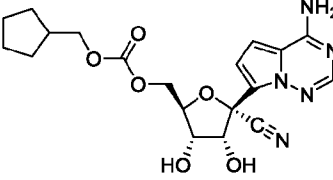
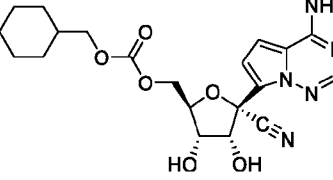
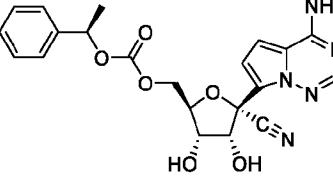
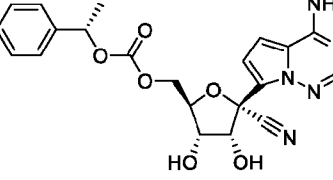
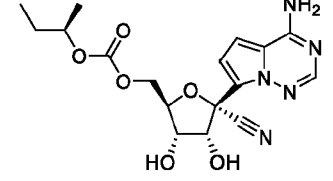
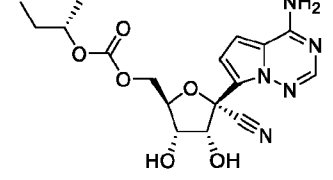
Example 32	55	
Example 33	56	
Example 34	57	
Example 35	58	
Example 36	59	
Example 37	60	

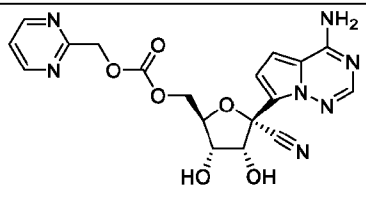
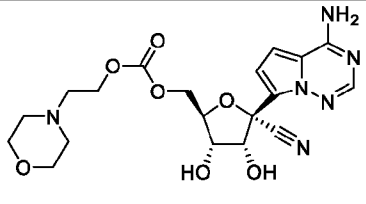
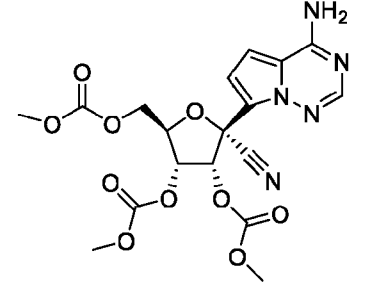
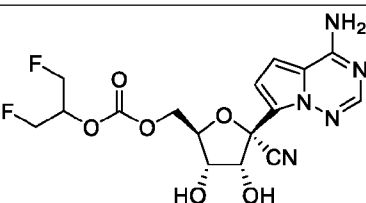
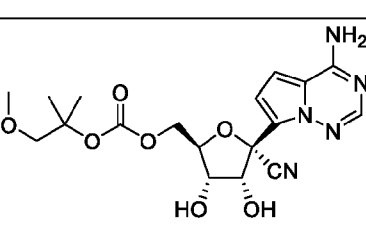
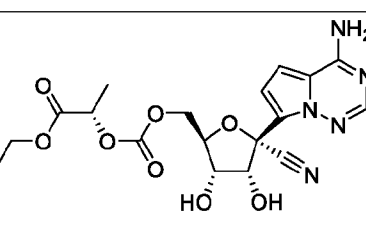
Example 39	62	
Example 40	63	
Example 42	64	
Example 43	65	
Example 44	66	

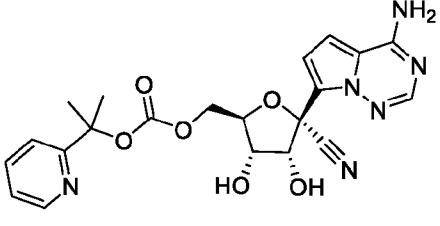
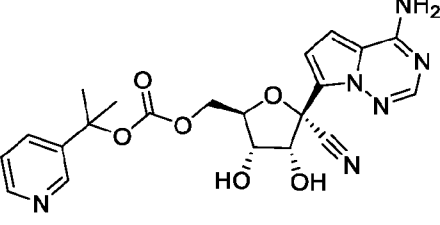
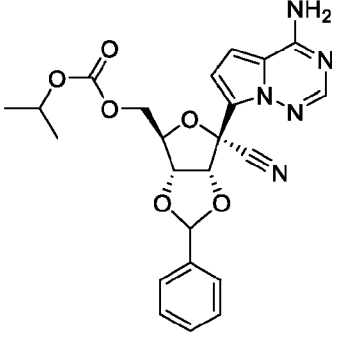
Example 45	67	
Example 46	68	
Example 47	69	
Example 48	70	
Example 49	71	
Example 50	72	

Example 51	73	 <chem>NC1=NC=NC=C1N[C@@H]2C[C@H](OC(=O)OC3C(F)F3)[C@@H](C#N)[C@H](O)[C@@H]2O</chem>
Example 52	74	 <chem>CC1=CC=C(C=C1)C2(C)CCCC2C(=O)OC[C@H]3O[C@@H](C#N)[C@H](O)[C@@H]3O[C@@H]4C=CN=C(N)4</chem>
Example 53	75	 <chem>CC(C)C(=O)N[C@@H]1C=CN=C(N)1[C@@H]2C[C@H](OC(=O)OC(C)C)[C@@H](C#N)[C@H](O)[C@@H]2O[C@@H]3C(=O)OC(C)C(=O)OC(C)C3</chem>
Example 54	76	 <chem>CC(C)(F)C(F)C(=O)OC[C@H]1O[C@@H](C#N)[C@H](O)[C@@H]1O[C@@H]2C=CN=C(N)2</chem>
Example 55	77	 <chem>CCOC(=O)C(C)C(=O)OC[C@H]1O[C@@H](C#N)[C@H](O)[C@@H]1O[C@@H]2C=CN=C(N)2</chem>
Example 56	78	 <chem>CN(C)C(=O)OC[C@H]1O[C@@H](C#N)[C@H](O)[C@@H]1O[C@@H]2C=CN=C(N)2</chem>

<p>Example 57</p>	<p>79</p>	
<p>Example 58</p>	<p>80</p>	
<p>Example 59</p>	<p>81</p>	
<p>Example 60</p>	<p>82</p>	
<p>Example 61</p>	<p>83</p>	

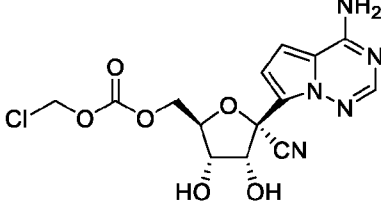
<p>Example 62</p>	<p>84</p>	
<p>Example 63</p>	<p>85</p>	
<p>Example 64</p>	<p>86</p>	
<p>Example 65</p>	<p>87</p>	
<p>Example 66</p>	<p>88</p>	
<p>Example 67</p>	<p>89</p>	
<p>Example 68</p>	<p>90</p>	

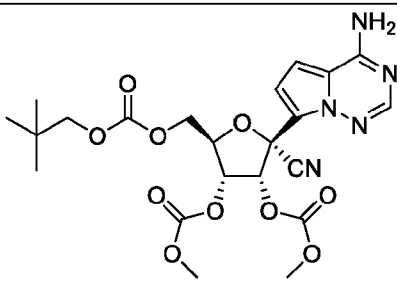
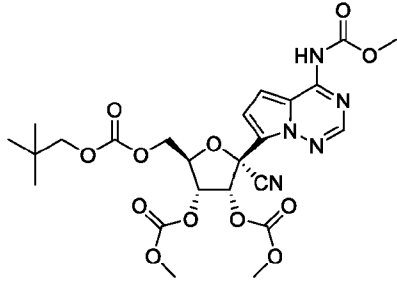
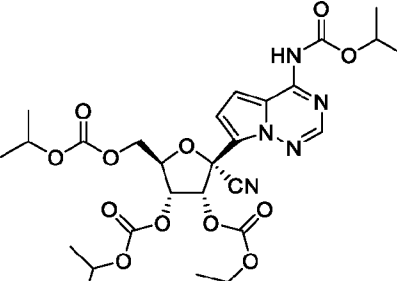
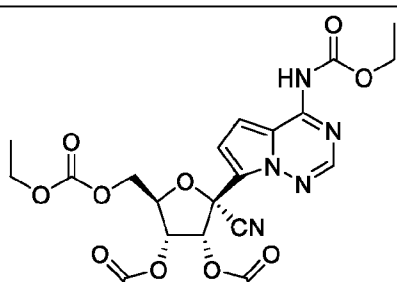
Example 69	91	
Example 70	92	
Example 71	93	
Example 73	94	
Example 75	96	
Example 76	97	

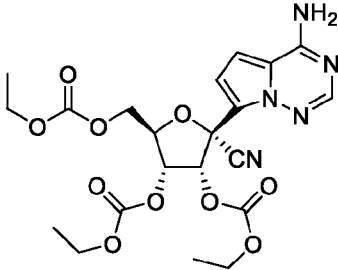
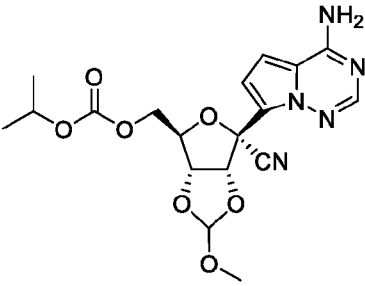
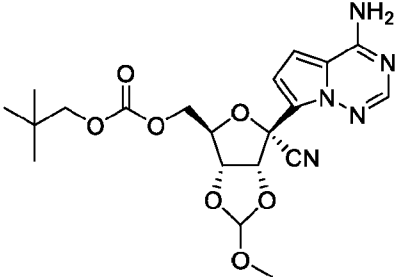
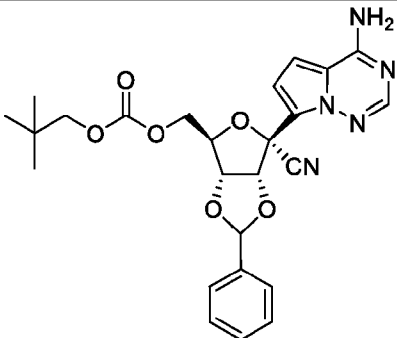
Example 77	98	
Example 78	99	
Example 79	100	

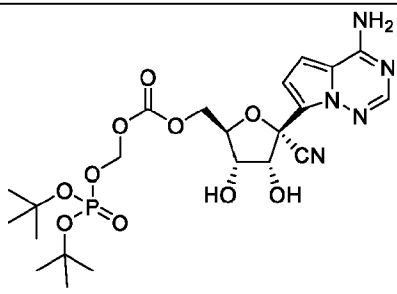
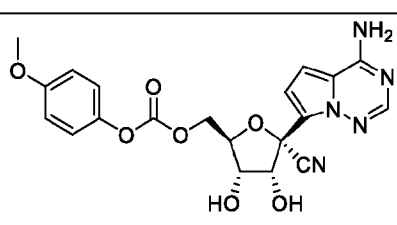
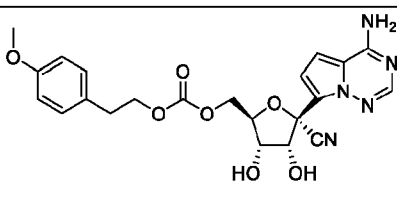
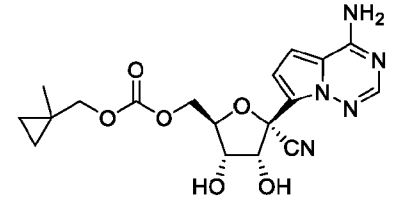
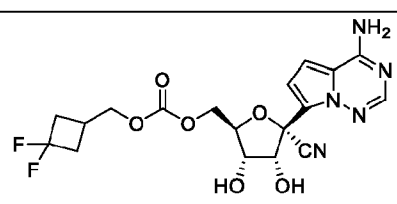
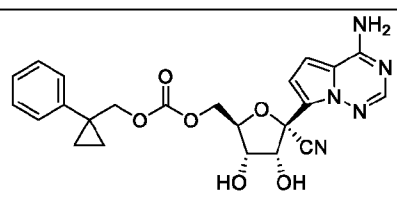
or a pharmaceutically acceptable salt thereof.

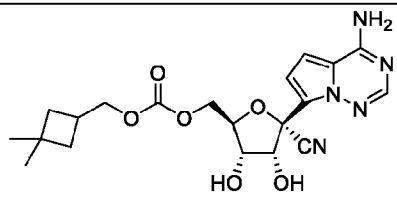
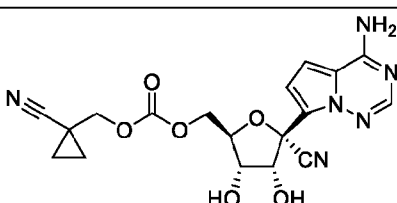
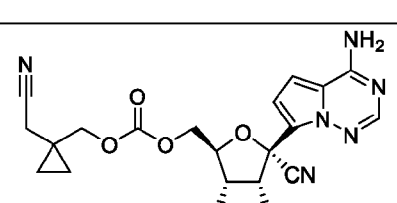
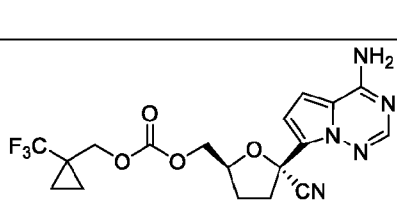
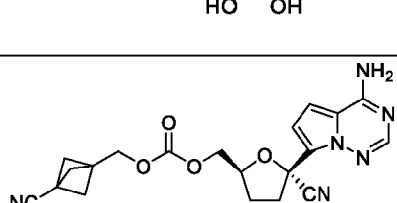
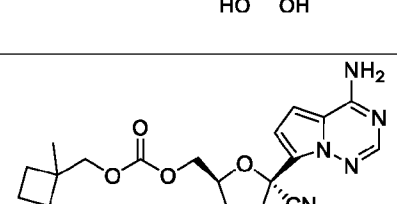
[0232] In some embodiments, the compound of Formula I is

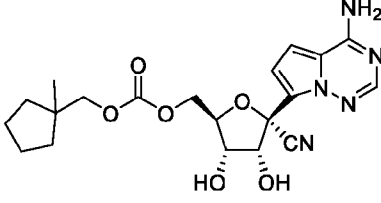
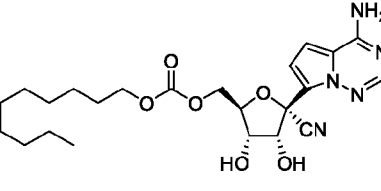
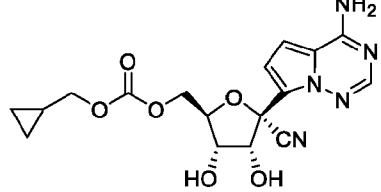
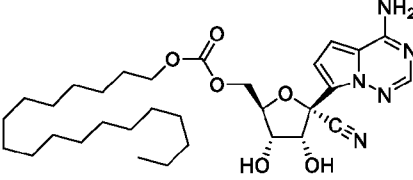
Example No.	Compound No.	Structure
Example 93	101	

	102	
Example 96	103	
	104	
	105	

Example 92	106	
Example 97	107	
	108	
	109	

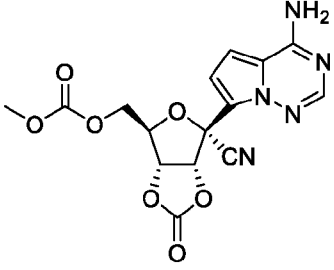
Example 94	110	
Example 109	111	
Example 101	112	
Example 102	114	
Example 103	115	
Example 104	116	

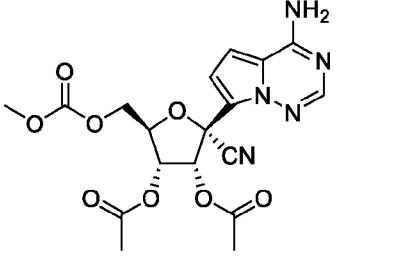
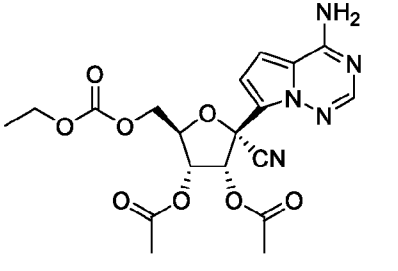
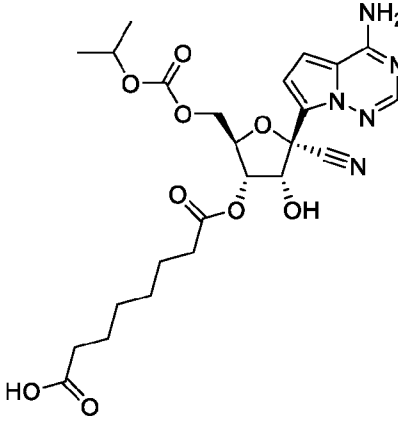
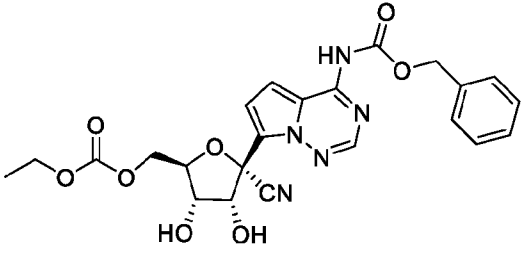
Example 105	117	
Example 106	118	
Example 107	119	
Example 99	120	
Example 100	121	
Example 108	122	

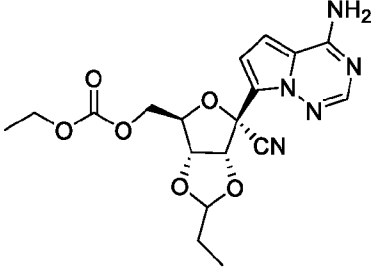
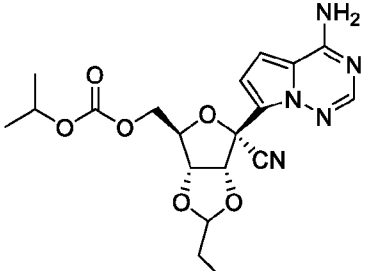
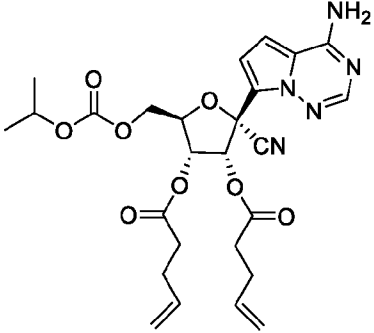
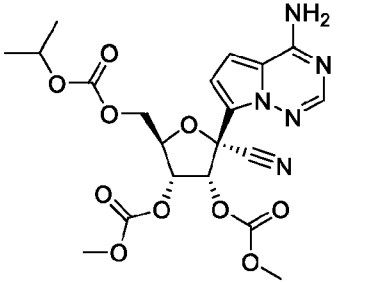
Example 109	123	
Example 113	124	
Example 98	125	
Example 114	126	

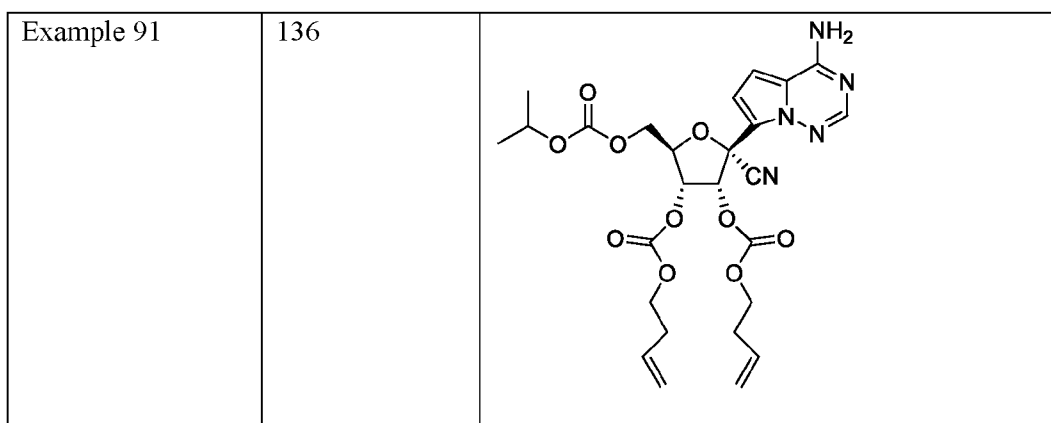
or a pharmaceutically acceptable salt thereof.

[0233] In some embodiments, the compound of Formula I is

Example No.	Compound No.	Structure
Example 82	127	

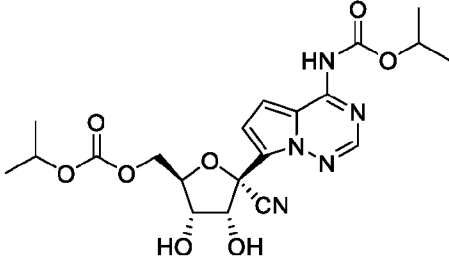
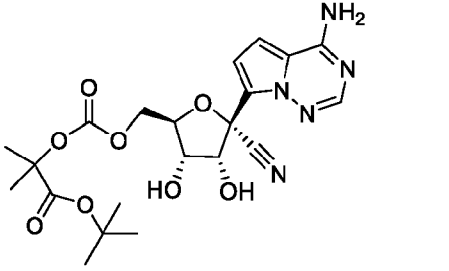
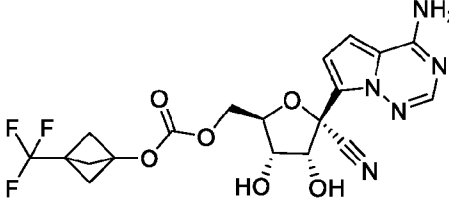
Example 83	128	 <chem>COC(=O)O[C@H]1O[C@@H](C#N)[C@H](c2cnc3ncn23)[C@@H](OC(=O)C)[C@@H]1OC(=O)C</chem>
Example 84	129	 <chem>CCOC(=O)O[C@H]1O[C@@H](C#N)[C@H](c2cnc3ncn23)[C@@H](OC(=O)C)[C@@H]1OC(=O)C</chem>
Example 85	130	 <chem>CC(C)OC(=O)O[C@H]1O[C@@H](C#N)[C@H](c2cnc3ncn23)[C@@H](OC(=O)C)[C@@H]1O</chem>
Example 86	131	 <chem>CCOC(=O)O[C@H]1O[C@@H](C#N)[C@H](c2cnc3ncn23NC(=O)OCc4ccccc4)[C@@H](O)[C@@H]1O</chem>

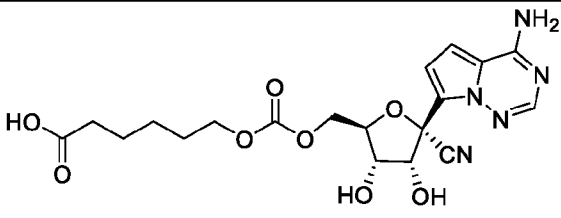
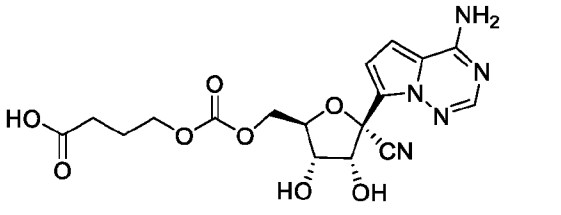
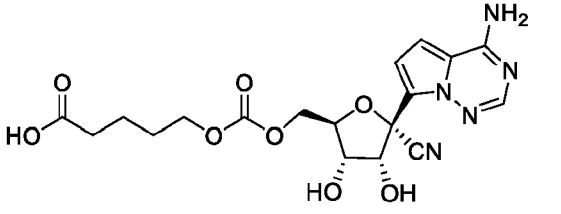
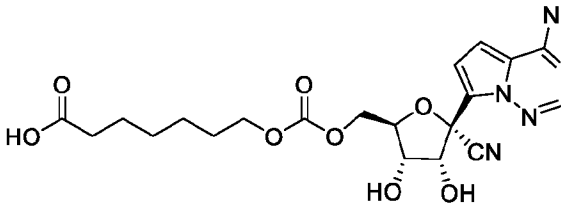
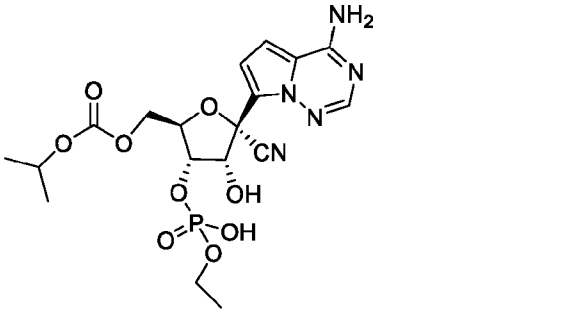
Example 87	132	
Example 88	133	
Example 89	134	
Example 90	135	

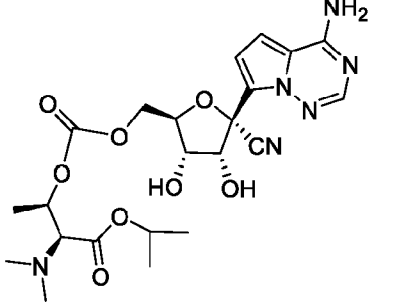
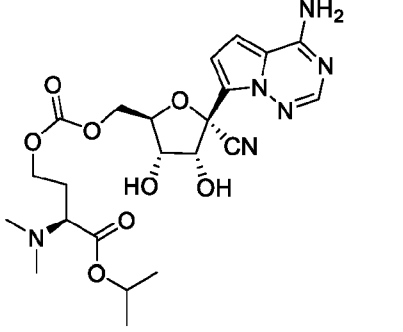
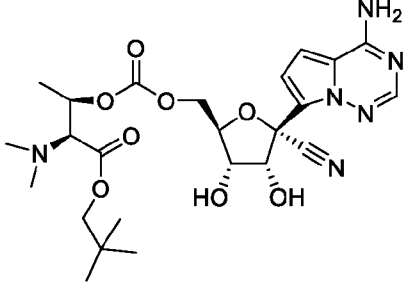
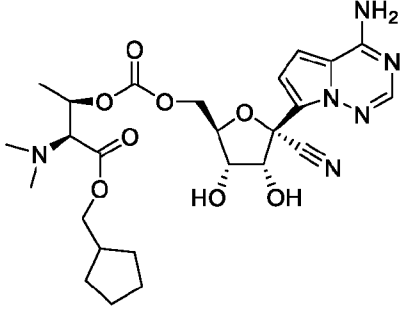


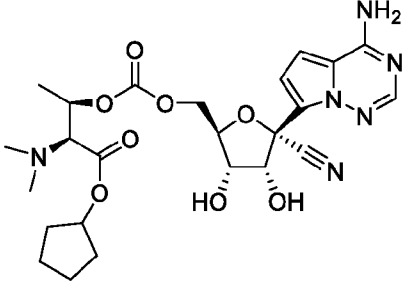
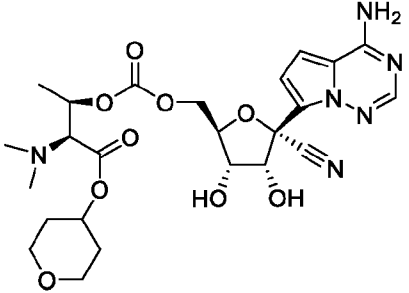
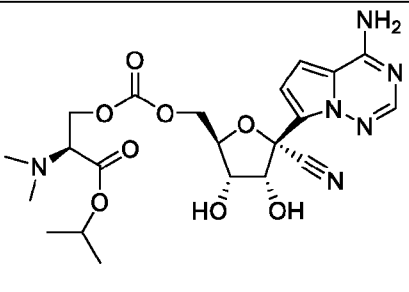
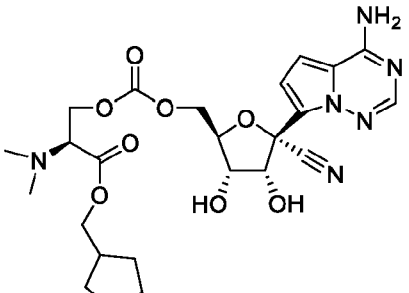
or a pharmaceutically acceptable salt thereof.

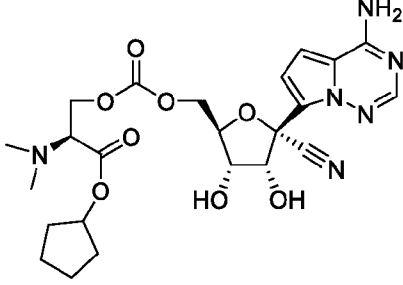
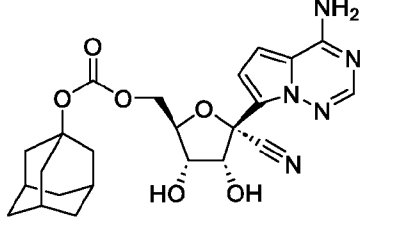
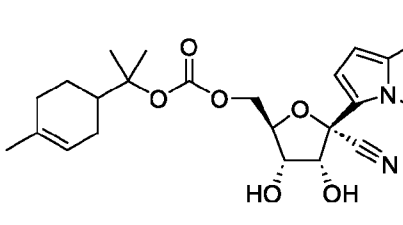
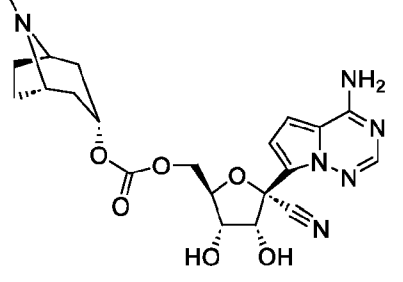
[0234] In some embodiments, the compound of Formula I is

Example No.	Compound No.	Structure
Example 110	137	
Example 111	138	
Example 112	139	

Example 115	140	
Example 116	141	
Example 117	142	
Example 118	143	
Example 119	144	

Example 120	145	
Example 121	146	
Example 122	147	
Example 123	148	

Example 124	149	 <p>Chemical structure of Example 124 (149): A complex molecule featuring a central ribose sugar ring. The ribose is substituted at the 2' position with a cytosine base (NH₂ group). At the 3' position, there is a cyano group (C≡N). At the 4' position, there is a hydroxyl group (OH). At the 5' position, there is a phosphate group linked to a chiral auxiliary. The auxiliary consists of a central carbon atom bonded to a methyl group, a dimethylamino group (N(CH₃)₂), and a cyclopentane ring.</p>
Example 125	150	 <p>Chemical structure of Example 125 (150): Similar to Example 124, but the cyclopentane ring is replaced by a piperidine ring.</p>
Example 126	151	 <p>Chemical structure of Example 126 (151): Similar to Example 124, but the auxiliary is a 2-isopropyl-2-methylpropanoate derivative.</p>
Example 127	152	 <p>Chemical structure of Example 127 (152): Similar to Example 124, but the auxiliary is a cyclopentane ring with a methyl group and a dimethylamino group.</p>

Example 128	153	
Example 131	154	
Example 132	155	
Example 133	156	

or a pharmaceutically acceptable salt thereof.

V. Pharmaceutical Formulations

[0235] The compounds disclosed herein may be formulated with conventional carriers and excipients. For example, tablets will contain excipients, glidants, fillers, binders and the like. Aqueous formulations are prepared in sterile form, and when intended for delivery by other than oral administration generally will be isotonic. All formulations may optionally comprise excipients such as those set forth in the “Handbook of Pharmaceutical Excipients” (1986). Pharmaceutically acceptable excipients include ascorbic acid and other antioxidants,

chelating agents such as EDTA, carbohydrates such as dextran, hydroxyalkylcellulose, hydroxyalkylmethylcellulose, stearic acid and the like. In some embodiments, the formulations comprise one or more pharmaceutically acceptable excipients. The pH of the formulations ranges from about 3 to about 11, but is ordinarily about 7 to 10. In some embodiments, the pH of the formulations ranges from about 2 to about 5, but is ordinarily about 3 to 4.

[0236] While it is possible for the compounds of the disclosure (“the active ingredients”) to be administered alone it may be preferable to present them as pharmaceutical formulations. The formulations, both for veterinary and for human use, of the invention comprise at least one active ingredient, as above defined, together with one or more acceptable carriers therefor and optionally other therapeutic ingredients, particularly those additional therapeutic ingredients as discussed herein. The carrier(s) must be “acceptable” in the sense of being compatible with the other ingredients of the formulation and physiologically innocuous to the recipient thereof.

[0237] The formulations include those suitable for the foregoing administration routes. The formulations may conveniently be presented in unit dosage form and may be prepared by any appropriate method known in the art of pharmacy. Techniques and formulations generally are found in Remington's Pharmaceutical Sciences (Mack Publishing Co., Easton, PA). Such methods include the step of bringing into association the active ingredient with the carrier which constitutes one or more accessory ingredients. In general, the formulations are prepared by uniformly and intimately bringing into association the active ingredient with liquid carriers or finely divided solid carriers or both, and then, if necessary, shaping the product.

[0238] In some embodiments, the pharmaceutical formulation is for subcutaneous, intramuscular, intravenous, oral, or inhalation administration.

[0239] In some embodiments, the compound described herein e.g., the compound of Formula I, or the pharmaceutically acceptable salt thereof, described herein have optimized/improved pharmacokinetic properties and are amenable to oral administration. For example, the compounds of Formula I have improved bioavailability and can therefore be administered by oral administration.

[0240] In some embodiments, the formulations of the present invention are suitable for oral administration may be presented as discrete units such as capsules, cachets or tablets each containing a predetermined amount of the active ingredient; as a powder or granules; as a solution or a suspension in an aqueous or non-aqueous liquid; or as an oil-in-water liquid emulsion or a water-in-oil liquid emulsion. The active ingredient may also be administered as a bolus, electuary or paste.

[0241] In some embodiments, the tablet is made by compression or molding, optionally with one or more accessory ingredients. Compressed tablets may be prepared by compressing in a suitable machine the active ingredient in a free-flowing form such as a powder or granules, optionally mixed with a binder, lubricant, inert diluent, preservative, surface active or dispersing agent. Molded tablets may be made by molding in a suitable machine a mixture of the powdered active ingredient moistened with an inert liquid diluent. The tablets may optionally be coated or scored and optionally are formulated so as to provide slow or controlled release of the active ingredient therefrom.

[0242] For infections of the eye or other external tissues, e.g., mouth and skin, the formulations are applied as a topical ointment or cream containing the active ingredient(s) in an amount of, for example, 0.075 to 20% w/w (including active ingredient(s) in a range between 0.1% and 20% in increments of 0.1% w/w such as 0.6% w/w, 0.7% w/w, etc.), preferably 0.2 to 15% w/w and most preferably 0.5 to 10% w/w. When formulated in an ointment, the active ingredients may be employed with either a paraffinic or a water-miscible ointment base. Alternatively, the active ingredients may be formulated in a cream with an oil-in-water cream base.

[0243] If desired, the aqueous phase of the cream base may include, for example, at least 30% w/w of a polyhydric alcohol, i.e., an alcohol having two or more hydroxyl groups such as propylene glycol, butane 1,3-diol, mannitol, sorbitol, glycerol and polyethylene glycol (including PEG 400) and mixtures thereof. The topical formulations may desirably include a compound which enhances absorption or penetration of the active ingredient through the skin or other affected areas. Examples of such dermal penetration enhancers include dimethyl sulphoxide and related analogs.

[0244] The oily phase of the emulsions of this invention may be constituted from known ingredients in a known manner. While the phase may comprise merely an emulsifier

(otherwise known as an emulgent), it desirably comprises a mixture of at least one emulsifier with a fat or an oil or with both a fat and an oil. Preferably, a hydrophilic emulsifier is included together with a lipophilic emulsifier which acts as a stabilizer. It is also preferred to include both an oil and a fat. Together, the emulsifier(s) with or without stabilizer(s) make up the so-called emulsifying wax, and the wax together with the oil and fat make up the so-called emulsifying ointment base which forms the oily dispersed phase of the cream formulations.

[0245] Emulgents and emulsion stabilizers suitable for use in the formulation of the invention include Tween[®] 60, Span[®] 80, cetostearyl alcohol, benzyl alcohol, myristyl alcohol, glyceryl mono-stearate and sodium lauryl sulfate. Further emulgents and emulsion stabilizers suitable for use in the formulation of the invention include Tween[®] 80.

[0246] The choice of suitable oils or fats for the formulation is based on achieving the desired cosmetic properties. The cream should preferably be a non-greasy, non-staining and washable product with suitable consistency to avoid leakage from tubes or other containers. Straight or branched chain, mono- or dibasic alkyl esters such as di-isoadipate, isocetyl stearate, propylene glycol diester of coconut fatty acids, isopropyl myristate, decyl oleate, isopropyl palmitate, butyl stearate, 2-ethylhexyl palmitate or a blend of branched chain esters known as Crodamol CAP may be used, the last three being preferred esters. These may be used alone or in combination depending on the properties required. Alternatively, high melting point lipids such as white soft paraffin and/or liquid paraffin or other mineral oils are used.

[0247] Pharmaceutical formulations according to the present invention comprise a compound according to the invention together with one or more pharmaceutically acceptable carriers or excipients and optionally other therapeutic agents. Pharmaceutical formulations containing the active ingredient may be in any form suitable for the intended method of administration. When used for oral use for example, tablets, troches, lozenges, aqueous or oil suspensions, dispersible powders or granules, emulsions, hard or soft capsules, syrups or elixirs may be prepared. Compositions intended for oral use may be prepared according to any method known to the art for the manufacture of pharmaceutical compositions and such compositions may contain one or more agents including sweetening agents, flavoring agents, coloring agents and preserving agents, in order to provide a palatable preparation. Tablets containing

the active ingredient in admixture with non-toxic pharmaceutically acceptable excipient which are suitable for manufacture of tablets are acceptable. These excipients may be, for example, inert diluents, such as calcium or sodium carbonate, lactose, calcium or sodium phosphate; granulating and disintegrating agents, such as maize starch, or alginic acid; binding agents, such as starch, gelatin or acacia; and lubricating agents, such as magnesium stearate, stearic acid or talc. Tablets may be uncoated or may be coated by known techniques including microencapsulation to delay disintegration and adsorption in the gastrointestinal tract and thereby provide a sustained action over a longer period. For example, a time delay material such as glyceryl monostearate or glyceryl distearate alone or with a wax may be employed.

[0248] Formulations for oral use may be also presented as hard gelatin capsules where the active ingredient is mixed with an inert solid diluent, for example calcium phosphate or kaolin, or as soft gelatin capsules wherein the active ingredient is mixed with water or an oil medium, such as peanut oil, liquid paraffin or olive oil.

[0249] Aqueous suspensions of the invention contain the active materials in admixture with excipients suitable for the manufacture of aqueous suspensions. Such excipients include a suspending agent, such as sodium carboxymethylcellulose, methylcellulose, hydroxypropyl methylcellulose, sodium alginate, polyvinylpyrrolidone, gum tragacanth and gum acacia, and dispersing or wetting agents such as a naturally-occurring phosphatide (e.g., lecithin), a condensation product of an alkylene oxide with a fatty acid (e.g., polyoxyethylene stearate), a condensation product of ethylene oxide with a long chain aliphatic alcohol (e.g., heptadecaethyleneoxycetanol), a condensation product of ethylene oxide with a partial ester derived from a fatty acid and a hexitol anhydride (e.g., polyoxyethylene sorbitan monooleate). The aqueous suspension may also contain one or more preservatives such as ethyl or n-propyl p-hydroxy-benzoate, one or more coloring agents, one or more flavoring agents and one or more sweetening agents, such as sucrose or saccharin. Further non-limiting examples of suspending agents include Cyclodextrin. In some examples, the suspending agent is Sulfobutyl ether beta-cyclodextrin (SEB-beta-CD), for example Captisol[®].

[0250] Oil suspensions may be formulated by suspending the active ingredient in a vegetable oil, such as arachis oil, olive oil, sesame oil or coconut oil, or in a mineral oil such as liquid paraffin. The oral suspensions may contain a thickening agent, such as beeswax, hard

paraffin or cetyl alcohol. Sweetening agents, such as those set forth above, and flavoring agents may be added to provide a palatable oral preparation. These compositions may be preserved by the addition of an antioxidant such as ascorbic acid.

[0251] Dispersible powders and granules of the invention suitable for preparation of an aqueous suspension by the addition of water provide the active ingredient in admixture with a dispersing or wetting agent, a suspending agent, and one or more preservatives. Suitable dispersing or wetting agents and suspending agents are exemplified by those disclosed above. Additional excipients, for example sweetening, flavoring and coloring agents, may also be present.

[0252] The pharmaceutical compositions of the invention may also be in the form of oil-in-water emulsions. The oily phase may be a vegetable oil, such as olive oil or arachis oil, a mineral oil, such as liquid paraffin, or a mixture of these. Suitable emulsifying agents include naturally-occurring gums, such as gum acacia and gum tragacanth, naturally-occurring phosphatides, such as soybean lecithin, esters or partial esters derived from fatty acids and hexitol anhydrides, such as sorbitan monooleate, and condensation products of these partial esters with ethylene oxide, such as polyoxyethylene sorbitan monooleate. The emulsion may also contain sweetening and flavoring agents. Syrups and elixirs may be formulated with sweetening agents, such as glycerol, sorbitol or sucrose. Such formulations may also contain a demulcent, a preservative, a flavoring or a coloring agent.

[0253] The pharmaceutical compositions of the invention may be in the form of a sterile injectable preparation, such as a sterile injectable aqueous or oleaginous suspension. This suspension may be formulated according to the known art using those suitable dispersing or wetting agents and suspending agents which have been mentioned above. The sterile injectable preparation may also be a sterile injectable solution or suspension in a non-toxic parenterally acceptable diluent or solvent, such as a solution in 1,3-butane-diol or prepared as a lyophilized powder. Among the acceptable vehicles and solvents that may be employed are water, Ringer's solution and isotonic sodium chloride solution. In addition, sterile fixed oils may conventionally be employed as a solvent or suspending medium. For this purpose, any bland fixed oil may be employed including synthetic mono- or diglycerides. In addition, fatty acids such as oleic acid may likewise be used in the preparation of injectables. Among the

acceptable vehicles and solvents that may be employed are water, Ringer's solution isotonic sodium chloride solution, and hypertonic sodium chloride solution.

[0254] The amount of active ingredient that may be combined with the carrier material to produce a single dosage form will vary depending upon the host treated and the particular mode of administration. For example, a time-release formulation intended for oral administration to humans may contain approximately 1 to 1000 mg of active material compounded with an appropriate and convenient amount of carrier material which may vary from about 5 to about 95% of the total compositions (weight:weight). The pharmaceutical composition can be prepared to provide easily measurable amounts for administration. For example, an aqueous solution intended for intravenous infusion may contain from about 3 to 500 mg of the active ingredient per milliliter of solution in order that infusion of a suitable volume at a rate of about 30 mL/hr can occur.

[0255] Formulations suitable for topical administration to the eye also include eye drops wherein the active ingredient is dissolved or suspended in a suitable carrier, especially an aqueous solvent for the active ingredient. The active ingredient is preferably present in such formulations in a concentration of 0.5 to 20%, advantageously 0.5 to 10%, and particularly about 1.5% w/w.

[0256] Formulations suitable for topical administration in the mouth include lozenges comprising the active ingredient in a flavored basis, usually sucrose and acacia or tragacanth; pastilles comprising the active ingredient in an inert basis such as gelatin and glycerin, or sucrose and acacia; and mouthwashes comprising the active ingredient in a suitable liquid carrier.

[0257] Formulations for rectal administration may be presented as a suppository with a suitable base comprising for example cocoa butter or a salicylate.

[0258] In some embodiments, the compounds disclosed herein are administered by inhalation. In some embodiments, formulations suitable for intrapulmonary or nasal administration have a particle size for example in the range of 0.1 to 500 microns, such as 0.5, 1, 30, 35 etc., which is administered by rapid inhalation through the nasal passage or by inhalation through the mouth so as to reach the alveolar sacs. Suitable formulations include aqueous or oily solutions of the active ingredient. Formulations suitable for aerosol or dry

powder administration may be prepared according to conventional methods and may be delivered with other therapeutic agents. In some embodiments, the compounds used herein are formulated and dosed as dry powder. In some embodiments, the compounds used herein are formulated and dosed as a nebulized formulation. In some embodiments, the compounds used herein are formulated for delivery by a face mask. In some embodiments, the compounds used herein are formulated for delivery by a face tent.

[0259] Formulations suitable for vaginal administration may be presented as pessaries, tampons, creams, gels, pastes, foams or spray formulations containing in addition to the active ingredient such carriers as are known in the art to be appropriate.

[0260] Formulations suitable for parenteral administration include aqueous and non-aqueous sterile injection solutions which may contain anti-oxidants, buffers, bacteriostats and solutes which render the formulation isotonic with the blood of the intended recipient; and aqueous and non-aqueous sterile suspensions which may include suspending agents and thickening agents.

[0261] The formulations are presented in unit-dose or multi-dose containers, for example sealed ampoules and vials, and may be stored in a freeze-dried (lyophilized) condition requiring only the addition of the sterile liquid carrier, for example water for injection, immediately prior to use. Extemporaneous injection solutions and suspensions are prepared from sterile powders, granules and tablets of the kind previously described. Preferred unit dosage formulations are those containing a daily dose or unit daily sub-dose, as herein above recited, or an appropriate fraction thereof, of the active ingredient.

[0262] It should be understood that in addition to the ingredients particularly mentioned above the formulations of this invention may include other agents conventional in the art having regard to the type of formulation in question, for example those suitable for oral administration may include flavoring agents.

[0263] The invention further provides veterinary compositions comprising at least one active ingredient as above defined together with a veterinary carrier therefor.

[0264] Veterinary carriers are materials useful for the purpose of administering the composition and may be solid, liquid or gaseous materials which are otherwise inert or acceptable in the veterinary art and are compatible with the active ingredient. These

veterinary compositions may be administered orally, parenterally or by any other desired route.

[0265] Compounds of the invention are used to provide controlled release pharmaceutical formulations containing as active ingredient one or more compounds of the invention (“controlled release formulations”) in which the release of the active ingredient are controlled and regulated to allow less frequency dosing or to improve the pharmacokinetic or toxicity profile of a given active ingredient.

VI. Kits

[0266] Also provided herein are kits that includes a compound disclosed herein, a pharmaceutically acceptable salt, stereoisomer, mixture of stereoisomers or tautomer thereof. In some embodiments the kits described herein may comprise a label and/or instructions for use of the compound in the treatment of a disease or condition in a subject (e.g., human) in need thereof. In some embodiments, the disease or condition is viral infection.

[0267] In some embodiments, the kit may also comprise one or more additional therapeutic agents and/or instructions for use of additional therapeutic agents in combination with the compound of Formula I in the treatment of the disease or condition in a subject (e.g., human) in need thereof.

[0268] In some embodiments, the kits provided herein comprises individual dose units of a compound as described herein, or a pharmaceutically acceptable salt, racemate, enantiomer, diastereomer, tautomer, polymorph, pseudopolymorph, amorphous form, hydrate or solvate thereof. Examples of individual dosage units may include pills, tablets, capsules, prefilled syringes or syringe cartridges, IV bags, inhalers, nebulizers etc., each comprising a therapeutically effective amount of the compound in question, or a pharmaceutically acceptable salt, racemate, enantiomer, diastereomer, tautomer, polymorph, pseudopolymorph, amorphous form, hydrate or solvate thereof. In some embodiments, the kit may contain a single dosage unit and in others, multiple dosage units are present, such as the number of dosage units required for a specified regimen or period.

[0269] Also provided are articles of manufacture that include a compound of Formula I, or a pharmaceutically acceptable salt, stereoisomer, mixture of stereoisomers or tautomer thereof, and a container. In some embodiments, the container of the article of manufacture is a vial,

jar, ampoule, preloaded syringe, blister package, tin, can, bottle, box, an intravenous bag, an inhaler, or a nebulizer.

VII. Administration

[0270] One or more compounds of the invention are administered by any route appropriate to the condition to be treated. Suitable routes include oral, rectal, inhalation, pulmonary, topical (including buccal and sublingual), vaginal and parenteral (including subcutaneous, intramuscular, intravenous, intradermal, intrathecal and epidural), and the like. In some embodiments, the compounds disclosed herein are administered by inhalation or intravenously. In some embodiments, the compounds disclosed herein are administered orally. It will be appreciated that the preferred route may vary with for example the condition of the recipient.

[0271] In the methods of the present invention for the treatment of a viral infection, the compounds of the present invention can be administered at any time to a human who may come into contact with the virus or is already suffering from the viral infection. In some embodiments, the compounds of the present invention can be administered prophylactically to humans coming into contact with humans suffering from the viral infection or at risk of coming into contact with humans suffering from the viral infection, e.g., healthcare providers. In some embodiments, administration of the compounds of the present invention can be to humans testing positive for the viral infection but not yet showing symptoms of the viral infection. In some embodiments, administration of the compounds of the present invention can be to humans upon commencement of symptoms of the viral infection.

[0272] In some embodiments, the methods disclosed herein comprise event driven administration of the compound described herein, e.g., the compound of Formula I, or a pharmaceutically acceptable salt thereof, to the subject.

[0273] As used herein, the terms “event driven” or “event driven administration” refer to administration of the compound described herein (e.g., the compound of Formula I), or a pharmaceutically acceptable salt thereof, (1) prior to an event (e.g., 2 hours, 1 day, 2 days, 5 day, or 7 or more days prior to the event) that would expose the individual to the virus (or that would otherwise increase the individual’s risk of acquiring the viral infection); and/or (2) during an event (or more than one recurring event) that would expose the individual to the

virus (or that would otherwise increase the individual's risk of acquiring the viral infection); and/or (3) after an event (or after the final event in a series of recurring events) that would expose the individual to the virus (or that would otherwise increase the individual's risk of acquiring the viral infection). In some embodiments, the event driven administration is performed pre-exposure of the subject to the virus. In some embodiments, the event driven administration is performed post-exposure of the subject to the virus. In some embodiments, the event driven administration is performed pre-exposure of the subject to the virus and post-exposure of the subject to the virus.

[0274] In certain embodiments, the methods disclosed herein involve administration prior to and/or after an event that would expose the individual to the virus or that would otherwise increase the individual's risk of acquiring the viral infection, e.g., as pre-exposure prophylaxis (PrEP) and/or as post-exposure prophylaxis (PEP). In some embodiments, the methods disclosed herein comprise pre-exposure prophylaxis (PrEP). In some embodiments, methods disclosed herein comprise post-exposure prophylaxis (PEP).

[0275] In some embodiments, the compound of Formula I, or a pharmaceutically acceptable salt thereof, is administered before exposure of the subject to the virus.

[0276] In some embodiments, the compound of Formula I, or a pharmaceutically acceptable salt thereof, is administered before and after exposure of the subject to the virus.

[0277] In some embodiments, the compound of Formula I, or a pharmaceutically acceptable salt thereof, is administered after exposure of the subject to the virus.

[0278] An example of event driven dosing regimen includes administration of the compound of Formula I, or a pharmaceutically acceptable salt thereof, within 24 to 2 hours prior to the virus, followed by administration of the compound of Formula I, or a pharmaceutically acceptable salt, every 24 hours during the period of exposure, followed by a further administration of the compound of Formula I, or a pharmaceutically acceptable salt thereof, after the last exposure, and one last administration of the compound of Formula I, or a pharmaceutically acceptable salt thereof, 24 hours later.

[0279] A further example of an event driven dosing regimen includes administration of the compound of Formula I, or a pharmaceutically acceptable salt thereof, within 24 hours before the viral exposure, then daily administration during the period of exposure, followed by a last

administration approximately 24 hours later after the last exposure (which may be an increased dose, such as a double dose).

[0280] The specific dose level of a compound of the present disclosure for any particular subject will depend upon a variety of factors including the activity of the specific compound employed, the age, body weight, general health, sex, diet, time of administration, route of administration, and rate of excretion, drug combination and the severity of the particular disease in the subject undergoing therapy. For example, a dosage may be expressed as a number of milligrams of a compound described herein per kilogram of the subject's body weight (mg/kg). Dosages of between about 0.1 and 150 mg/kg may be appropriate. In some embodiments, about 0.1 and 100 mg/kg may be appropriate. In other embodiments a dosage of between 0.5 and 60 mg/kg may be appropriate. Normalizing according to the subject's body weight is particularly useful when adjusting dosages between subjects of widely disparate size, such as occurs when using the drug in both children and adult humans or when converting an effective dosage in a non-human subject such as dog to a dosage suitable for a human subject.

[0281] The daily dosage may also be described as a total amount of a compound described herein administered per dose or per day. Daily dosage of a compound of Formula I, or a pharmaceutically acceptable salt thereof, may be between about 1 mg and 4,000 mg, between about 2,000 to 4,000 mg/day, between about 1 to 2,000 mg/day, between about 1 to 1,000 mg/day, between about 10 to 500 mg/day, between about 20 to 500 mg/day, between about 50 to 300 mg/day, between about 75 to 200 mg/day, or between about 15 to 150 mg/day.

[0282] The dosage or dosing frequency of a compound of the present disclosure may be adjusted over the course of the treatment, based on the judgment of the administering physician.

[0283] The compounds of the present disclosure may be administered to an individual (*e.g.*, a human) in a therapeutically effective amount. In some embodiments, the compound is administered once daily.

[0284] The compounds provided herein can be administered by any useful route and means, such as by oral or parenteral (*e.g.*, intravenous) administration. Therapeutically effective amounts of the compound may include from about 0.00001 mg/kg body weight per day to

about 10 mg/kg body weight per day, such as from about 0.0001 mg/kg body weight per day to about 10 mg/kg body weight per day, or such as from about 0.001 mg/kg body weight per day to about 1 mg/kg body weight per day, or such as from about 0.01 mg/kg body weight per day to about 1 mg/kg body weight per day, or such as from about 0.05 mg/kg body weight per day to about 0.5 mg/kg body weight per day. In some embodiments, a therapeutically effective amount of the compounds provided herein include from about 0.3 mg to about 30 mg per day, or from about 30 mg to about 300 mg per day, or from about 0.3 mg to about 30 mg per day, or from about 30 mg to about 300 mg per day.

[0285] A compound of the present disclosure may be combined with one or more additional therapeutic agents in any dosage amount of the compound of the present disclosure (e.g., from 1 mg to 1000 mg of compound). Therapeutically effective amounts may include from about 0.1 mg per dose to about 1000 mg per dose, such as from about 50 mg per dose to about 500 mg per dose, or such as from about 100 mg per dose to about 400 mg per dose, or such as from about 150 mg per dose to about 350 mg per dose, or such as from about 200 mg per dose to about 300 mg per dose, or such as from about 0.01 mg per dose to about 1000 mg per dose, or such as from about 0.01 mg per dose to about 100 mg per dose, or such as from about 0.1 mg per dose to about 100 mg per dose, or such as from about 1 mg per dose to about 100 mg per dose, or such as from about 1 mg per dose to about 10 mg per dose, or such as from about 1 mg per dose to about 1000 mg per dose. Other therapeutically effective amounts of the compound of Formula I are about 1 mg per dose, or about 2, 3, 4, 5, 6, 7, 8, 9, 10, 15, 20, 25, 30, 35, 40, 45, 50, 55, 60, 65, 70, 75, 80, 85, 90, 95, or about 100 mg per dose. Other therapeutically effective amounts of the compound of the present disclosure are about 100, 125, 150, 175, 200, 225, 250, 275, 300, 325, 350, 375, 400, 425, 450, 475, 500, 525, 550, 575, 600, 625, 650, 675, 700, 725, 750, 775, 800, 825, 850, 875, 900, 925, 950, 975, or about 1000 mg per dose.

[0286] In some embodiments, the methods described herein comprise administering to the subject an initial daily dose of about 1 to 500 mg of a compound provided herein and increasing the dose by increments until clinical efficacy is achieved. Increments of about 5, 10, 25, 50, or 100 mg can be used to increase the dose. The dosage can be increased daily, every other day, twice per week, once per week, once every two weeks, once every three weeks, or once a month.

[0287] When administered orally, the total daily dosage for a human subject may be between about 1-4,000 mg/day, between about 1-3,000 mg/day, between 1-2,000 mg/day, about 1-1,000 mg/day, between about 10-500 mg/day, between about 50-300 mg/day, between about 75-200 mg/day, or between about 100-150 mg/day. In some embodiments, the total daily dosage for a human subject may be about 100, 200, 300, 400, 500, 600, 700, 800, 900, 1000, 1100, 1200, 1300, 1400, 1500, 1600, 1700, 1800, 1900, 2000, 2100, 2200, 2300, 2400, 2500, 2600, 2700, 2800, 2900, or 3000 mg/day administered in a single dose. In some embodiments, the total daily dosage for a human subject may be about 200, 300, 400, 500, 600, 700, or 800 mg/day administered in a single dose. In some embodiments, the total daily dosage for a human subject may be about 300, 400, 500, or 600 mg/day administered in a single dose. In some embodiments, the total daily dosage for a human subject may be about 100, 200, 300, 400, 500, 600, 700, 800, 900, 1000, 1100, 1200, 1300, 1400, 1500, 1600, 1700, 1800, 1900, 2000, 2100, 2200, 2300, 2400, 2500, 2600, 2700, 2800, 2900, 3000, 3100, 3200, 3300, 3400, 3500, 3600, 3700, 3800, 3900, or 4000 mg/day. In some embodiments, the total daily dosage for a human subject may be about 100-200, 100-300, 100-400, 100-500, 100-600, 100-700, 100-800, 100-900, 100-1000, 500-1100, 500-1200, 500-1300, 500-1400, 500-1500, 500-1600, 500-1700, 500-1800, 500-1900, 500-2000, 1500-2100, 1500-2200, 1500-2300, 1500-2400, 1500-2500, 2000-2600, 2000-2700, 2000-2800, 2000-2900, 2000-3000, 2500-3100, 2500-3200, 2500-3300, 2500-3400, 2500-3500, 3000-3600, 3000-3700, 3000-3800, 3000-3900, or 3000-4000 mg/day.

[0288] In some embodiments, the total daily dosage for a human subject may be about 100 mg/day administered in a single dose. In some embodiments, the total daily dosage for a human subject may be about 150 mg/day administered in a single dose. In some embodiments, the total daily dosage for a human subject may be about 200 mg/day administered in a single dose. In some embodiments, the total daily dosage for a human subject may be about 250 mg/day administered in a single dose. In some embodiments, the total daily dosage for a human subject may be about 300 mg/day administered in a single dose. In some embodiments, the total daily dosage for a human subject may be about 350 mg/day administered in a single dose. In some embodiments, the total daily dosage for a human subject may be about 400 mg/day administered in a single dose. In some embodiments, the total daily dosage for a human subject may be about 450 mg/day administered in a single dose. In some embodiments, the total daily dosage for a human

subject may be about 500 mg/day administered in a single dose. In some embodiments, the total daily dosage for a human subject may be about 550 mg/day administered in a single dose. In some embodiments, the total daily dosage for a human subject may be about 600 mg/day administered in a single dose. In some embodiments, the total daily dosage for a human subject may be about 650 mg/day administered in a single dose. In some embodiments, the total daily dosage for a human subject may be about 700 mg/day administered in a single dose. In some embodiments, the total daily dosage for a human subject may be about 750 mg/day administered in a single dose. In some embodiments, the total daily dosage for a human subject may be about 800 mg/day administered in a single dose. In some embodiments, the total daily dosage for a human subject may be about 850 mg/day administered in a single dose. In some embodiments, the total daily dosage for a human subject may be about 900 mg/day administered in a single dose. In some embodiments, the total daily dosage for a human subject may be about 950 mg/day administered in a single dose. In some embodiments, the total daily dosage for a human subject may be about 1000 mg/day administered in a single dose. In some embodiments, the total daily dosage for a human subject may be about 1500 mg/day administered in a single dose. In some embodiments, the total daily dosage for a human subject may be about 2000 mg/day administered in a single dose. In some embodiments, the total daily dosage for a human subject may be about 2500 mg/day administered in a single dose. In some embodiments, the total daily dosage for a human subject may be about 3000 mg/day administered in a single dose. In some embodiments, the total daily dosage for a human subject may be about 4000 mg/day administered in a single dose.

[0289] A single dose can be administered hourly, daily, weekly, or monthly. For example, a single dose can be administered once every 1 hour, 2, 3, 4, 6, 8, 12, 16 or once every 24 hours. A single dose can also be administered once every 1 day, 2, 3, 4, 5, 6, or once every 7 days. A single dose can also be administered once every 1 week, 2, 3, or once every 4 weeks. In certain embodiments, a single dose can be administered once every week. A single dose can also be administered once every month. In some embodiments, a compound disclosed herein is administered once daily in a method disclosed herein. In some embodiments, a compound disclosed herein is administered twice daily in a method disclosed herein. In some embodiments, a compound disclosed herein is administered three times daily in a method disclosed herein.

[0290] In some embodiments, a compound disclosed herein is administered once daily in the total daily dose of 100-4000 mg/day. In some embodiments, a compound disclosed herein is administered twice daily in the total daily dose of 100-4000 mg/day. In some embodiments, a compound disclosed herein is administered three times daily in the total daily dose of 100-4000 mg/day.

[0291] The frequency of dosage of the compound of the present disclosure will be determined by the needs of the individual patient and can be, for example, once per day or twice, or more times, per day. Administration of the compound continues for as long as necessary to treat the viral infection. For example, a compound can be administered to a human being infected with the virus for a period of from 20 days to 180 days or, for example, for a period of from 20 days to 90 days or, for example, for a period of from 30 days to 60 days.

[0292] Administration can be intermittent, with a period of several or more days during which a patient receives a daily dose of the compound of the present disclosure followed by a period of several or more days during which a patient does not receive a daily dose of the compound. For example, a patient can receive a dose of the compound every other day, or three times per week. Again by way of example, a patient can receive a dose of the compound each day for a period of from 1 to 14 days, followed by a period of 7 to 21 days during which the patient does not receive a dose of the compound, followed by a subsequent period (e.g., from 1 to 14 days) during which the patient again receives a daily dose of the compound. Alternating periods of administration of the compound, followed by non-administration of the compound, can be repeated as clinically required to treat the patient.

[0293] The compounds of the present disclosure or the pharmaceutical compositions thereof may be administered once, twice, three, or four times daily, using any suitable mode described above. Also, administration or treatment with the compounds may be continued for a number of days; for example, commonly treatment would continue for at least 7 days, 14 days, or 28 days, for one cycle of treatment. Treatment cycles are well known in cancer chemotherapy, and are frequently alternated with resting periods of about 1 to 28 days, commonly about 7 days or about 14 days, between cycles. The treatment cycles, in other embodiments, may also be continuous.

VIII. Methods of Use

[0294] The present disclosure also provides a method of treating or preventing a viral infection in a subject (e.g., human) in need thereof, the method comprising administering to the subject a compound described herein.

[0295] In some embodiments, the present disclosure provides a method of treating a viral infection in a subject (e.g., human) in need thereof, the method comprising administering to a subject in need thereof a compound described herein.

[0296] In some embodiments, the compound described herein is administered to the human via oral, intramuscular, intravenous, subcutaneous, or inhalation administration.

[0297] In some embodiments, the present disclosure provides for methods of treating or preventing a viral infection in a subject (e.g., human) in need thereof, the method comprising administering to the subject a compound disclosed herein and at least one additional active therapeutic or prophylactic agent.

[0298] In some embodiments, the present disclosure provides for methods of treating a viral infection in a subject (e.g., human) in need thereof, the method comprising administering to the subject a compound disclosed herein, and at least one additional active therapeutic or prophylactic agent.

[0299] In one embodiment, the present disclosure provides for methods of inhibiting a viral polymerase in a cell, the methods comprising contacting the cell infected a virus with a compound disclosed herein, whereby the viral polymerase is inhibited.

[0300] In one embodiment, the present disclosure provides for methods of inhibiting a viral polymerase in a cell, the methods comprising contacting the cell infected a virus with a compound disclosed herein, and at least one additional active therapeutic agent, whereby the viral polymerase is inhibited.

[0301] Also provided here are the uses of the compounds disclosed herein for use in treating or preventing a viral infection in a subject in need thereof. For example, provided herein are uses of the compounds disclosed herein for use in treating a viral infection in a subject in need thereof.

[0302] In some embodiments, the viral infection is a paramyxoviridae virus infection. As such, in some embodiments, the present disclosure provides methods for treating a paramyxoviridae infection in a subject (e.g., a human) in need thereof, the method comprising administering to the subject a compound disclosed herein. Paramyxoviridae viruses include, but are not limited to Nipah virus, Hendra virus, measles, mumps, and parainfluenza virus.

[0303] In some embodiments, the viral infection is a human parainfluenza virus, Nipah virus, Hendra virus, measles, or mumps infection.

[0304] In some embodiments, the viral infection is a pneumoviridae virus infection. As such, in some embodiments, the present disclosure provides a method of treating a pneumoviridae virus infection in a human in need thereof, the method comprising administering to the human a compound provided herein. Pneumoviridae viruses include, but are not limited to, respiratory syncytial virus and human metapneumovirus. In some embodiments, the pneumoviridae virus infection is a respiratory syncytial virus infection. In some embodiments, the pneumoviridae virus infection is human metapneumovirus infection.

[0305] In some embodiments, the present disclosure provides a compound disclosed herein, for use in the treatment of a pneumoviridae virus infection in a human in need thereof. In some embodiments, the pneumoviridae virus infection is a respiratory syncytial virus infection. In some embodiments, the pneumoviridae virus infection is human *metapneumovirus* infection.

[0306] In some embodiments, the present disclosure provides methods for treating a RSV infection in a human in need thereof, the method comprising administering to the human a compound provided herein. In some embodiments, the human is suffering from a chronic respiratory syncytial viral infection. In some embodiments, the human is acutely infected with RSV.

[0307] In some embodiments, a method of inhibiting RSV replication is provided, wherein the method comprises administering to a human in need thereof, a compound disclosed herein, wherein the administration is by inhalation.

[0308] In some embodiments, the present disclosure provides a method for reducing the viral load associated with RSV infection, wherein the method comprises administering to a human infected with RSV a compound disclosed herein.

[0309] In some embodiments, the viral infection is a picornaviridae virus infection. As such, in some embodiments, the present disclosure provides a method of treating a picornaviridae virus infection in a human in need thereof, the method comprising administering to the human a compound of the present disclosure. Picornaviridae viruses are enteroviruses causing a heterogeneous group of infections including herpangina, aseptic meningitis, a common-cold-like syndrome (human rhinovirus infection), a non-paralytic poliomyelitis-like syndrome, epidemic pleurodynia (an acute, febrile, infectious disease generally occurring in epidemics), hand-foot-mouth syndrome, pediatric and adult pancreatitis and serious myocarditis. In some embodiments, the *Picornaviridae* virus infection is human rhinovirus infection (HRV). In some embodiments, the *Picornaviridae* virus infection is HRV-A, HRV-B, or HRV-C infection.

[0310] In some embodiments, the viral infection is selected from the group consisting of Coxsackie A virus infection, Coxsackie A virus infection, enterovirus D68 infection, enterovirus B69 infection, enterovirus D70 infection, enterovirus A71 infection, and poliovirus infection.

[0311] In some embodiments, the present disclosure provides a compound, for use in the treatment of a picornaviridae virus infection in a human in need thereof. In some embodiments, the picornaviridae virus infection is human rhinovirus infection.

[0312] In some embodiments, the viral infection is a flaviviridae virus infection. As such, in some embodiments, the present disclosure provides a method of treating a flaviviridae virus infection in a human in need thereof, the method comprising administering to the human a compound described herein. Representative flaviviridae viruses include, but are not limited to, dengue, Yellow fever, West Nile, Zika, Japanese encephalitis virus, and Hepatitis C (HCV). In some embodiments, the flaviviridae virus infection is a dengue virus infection. In some embodiments, the flaviviridae virus infection is a yellow fever virus infection. In some embodiments, the flaviviridae virus infection is a West Nile virus infection. In some embodiments, the flaviviridae virus infection is a zika virus infection. In some embodiments,

the flaviviridae virus infection is a Japanese encephalitis virus infection. In some embodiments, the flaviviridae virus infection is a hepatitis C virus infection.

[0313] In some embodiments, the flaviviridae virus infection is a dengue virus infection, yellow fever virus infection, West Nile virus infection, tick borne encephalitis, Kunjin Japanese encephalitis, St. Louis encephalitis, Murray valley encephalitis, Omsk hemorrhagic fever, bovine viral diarrhea, zika virus infection, or a HCV infection.

[0314] In some embodiments, the present disclosure provides use of a compound disclosed herein for treatment of a flaviviridae virus infection in a human in need thereof. In some embodiments, the flaviviridae virus infection is a dengue virus infection. In some embodiments, the flaviviridae virus infection is a yellow fever virus infection. In some embodiments, the flaviviridae virus infection is a West Nile virus infection. In some embodiments, the flaviviridae virus infection is a zika virus infection. In some embodiments, the flaviviridae virus infection is a hepatitis C virus infection.

[0315] In some embodiments, the viral infection is a filoviridae virus infection. As such, in some embodiments, provided herein is a method of treating a filoviridae virus infection in a human in need thereof, the method comprising administering to the human a compound disclosed herein. Representative filoviridae viruses include, but are not limited to, ebola (variants Zaire, Bundibugio, Sudan, Tai forest, or Reston) and marburg. In some embodiments, the filoviridae virus infection is an ebola virus infection. In some embodiments, the filoviridae virus infection is a marburg virus infection.

[0316] In some embodiments, the present disclosure provides a compound for use in the treatment of a filoviridae virus infection in a human in need thereof. In some embodiments, the filoviridae virus infection is an ebola virus infection. In some embodiments, the filoviridae virus infection is a marburg virus infection.

[0317] In some embodiments, the viral infection is a coronavirus infection. As such, in some embodiments, provided herein is a method of treating a coronavirus infection in a human in need thereof, wherein the method comprises administering to the human a compound provided herein. In some embodiments, the coronavirus infection is a Severe Acute Respiratory Syndrome (SARS-CoV) infection, Middle Eastern Respiratory Syndrome (MERS) infection, SARS-CoV-2 infection, other human coronavirus (229E, NL63, OC43,

HKU1, or WIV1) infections, zoonotic coronavirus (PEDV or HKU CoV isolates such as HKU3, HKU5, or HKU9) infections. In some embodiments, the viral infection is a Severe Acute Respiratory Syndrome (SARS) infection. In some embodiments, the viral infection is a Middle Eastern Respiratory Syndrome (MERS) infection. In some embodiments, the viral infection is SARS-CoV-2 infection. In some embodiments, the viral infection is a zoonotic coronavirus infection, In some embodiments, the viral infection is caused by a virus having at least 70% sequence homology to a viral polymerase selected from the group consisting of SARS-CoV polymerase, MERS-CoV polymerase and SARS-CoV-2. In some embodiments, the viral infection is caused by a virus having at least 80% sequence homology to a viral polymerase selected from the group consisting of SARS-CoV polymerase, MERS-CoV polymerase and SARS-CoV-2. In some embodiments, the viral infection is caused by a virus having at least 90% sequence homology to a viral polymerase selected from the group consisting of SARS-CoV polymerase, MERS-CoV polymerase and SARS-CoV-2. In some embodiments, the viral infection is caused by a virus having at least 95% sequence homology to a viral polymerase selected from the group consisting of SARS-CoV polymerase, MERS-CoV polymerase and SARS-CoV-2.

[0318] In some embodiments, the viral infection is caused by a variant of SARS-CoV-2, for example by the B.1.1.7 variant (the UK variant), B.1.351 variant (the South African variant), P.1 variant (the Brazil variant), B.1.1.7 with E484K variant, B.1.1.207 variant, B.1.1.317 variant, B.1.1.318 variant, B.1.429 variant, B.1.525 variant, or P.3 variant. In some embodiments, the viral infection is caused by the B.1.1.7 variant of SARS-CoV-2. In some embodiments, the viral infection is caused by the B.1.351 variant of SARS-CoV-2. In some embodiments, the viral infection is caused by the P.1 variant of SARS-CoV-2.

[0319] In some embodiments, the present disclosure provides a compound for use in the treatment of a coronavirus virus infection in a human in need thereof. In some embodiments, the coronavirus infection is a Severe Acute Respiratory Syndrome (SARS) infection, Middle Eastern Respiratory Syndrome (MERS) infection, SARS-CoV-2 infection, other human coronavirus (229E, NL63, OC43, HKU1, or WIV1) infections, and zoonotic coronavirus (PEDV or HKU CoV isolates such as HKU3, HKU5, or HKU9) infections. In some embodiments, the viral infection is a Severe Acute Respiratory Syndrome (SARS) infection.

In some embodiments, the viral infection is a Middle Eastern Respiratory Syndrome (MERS) infection. In some embodiments, the viral infection is SARS-CoV-2 infection (COVID19).

[0320] In some embodiments, the viral infection is an arenaviridae virus infection. As such, in some embodiments, the disclosure provides a method of treating an arenaviridae virus infection in a human in need thereof, the method comprising administering to the human a compound disclosed herein. In some embodiments, the arenaviridae virus infection is a Lassa infection or a Junin infection.

[0321] In some embodiments, the present disclosure provides a compound for use in the treatment of an arenaviridae virus infection in a human in need thereof. In some embodiments, the arenaviridae virus infection is a Lassa infection or a Junin infection.

[0322] In some embodiments, the viral infection is an orthomyxovirus infection, for example, an influenza virus infection. In some embodiments, the viral infection is an influenza virus A, influenza virus B, or influenza virus C infection.

[0323] As described more fully herein, the compounds described herein can be administered with one or more additional therapeutic agent(s) to an individual (*e.g.*, a human) infected with a viral infection. The additional therapeutic agent(s) can be administered to the infected individual at the same time as the compound of the present disclosure or before or after administration of the compound of the present disclosure.

IX. Combination Therapy

[0324] The compounds described herein can also be used in combination with one or more additional therapeutic agents. As such, also provided herein are methods of treatment of a viral infection in a subject in need thereof, wherein the methods comprise administering to the subject a compound disclosed therein and a therapeutically effective amount of one or more additional therapeutic or prophylactic agents.

[0325] In some embodiments, the additional therapeutic agent is an antiviral agent. Any suitable antiviral agent can be used in the methods described herein. In some embodiments, the antiviral agent is selected from the group consisting of 5-substituted 2'-deoxyuridine analogues, nucleoside analogues, pyrophosphate analogues, nucleoside reverse transcriptase inhibitors, non-nucleoside reverse transcriptase inhibitors, protease inhibitors, integrase

inhibitors, entry inhibitors, acyclic guanosine analogues, acyclic nucleoside phosphonate analogues, HCV NS5A/NS5B inhibitors, influenza virus inhibitors, interferons, immunostimulators, oligonucleotides, antimetabolic inhibitors, and combinations thereof.

[0326] In some embodiments, the additional therapeutic agent is a 5-substituted 2'-deoxyuridine analogue. For example, in some embodiments, the additional therapeutic agent is selected from the group consisting of idoxuridine, trifluridine, brivudine [BVDU], and combinations thereof.

[0327] In some embodiments, the additional therapeutic agent is a nucleoside analogue. For example, in some embodiments, the additional therapeutic agent is selected from the group consisting of vidarabine, entecavir (ETV), telbivudine, lamivudine, adefovir dipivoxil, tenofovir disoproxil fumarate (TDF) and combinations thereof. In some embodiments, the additional therapeutic agent is favipiravir, ribavirin, galidesivir, β -D-N4-hydroxycytidine or a combination thereof.

[0328] In some embodiments, the additional therapeutic agent is a pyrophosphate analogue. For example, in some embodiments, the additional therapeutic agent is foscarnet or phosphonoacetic acid. In some embodiments, the additional therapeutic agent is foscarnet.

[0329] In some embodiments, the additional therapeutic agent is nucleoside reverse transcriptase inhibitor. In some embodiments, the antiviral agent is zidovudine, didanosine, zalcitabine, stavudine, lamivudine, abacavir, emtricitabine, and combinations thereof.

[0330] In some embodiments, the additional therapeutic agent is a non-nucleoside reverse transcriptase inhibitor. In some embodiments, the antiviral agent is selected from the group consisting of nevirapine, delavirdine, efavirenz, etravirine, rilpivirine, and combinations thereof.

[0331] In some embodiments, the additional therapeutic agent is a protease inhibitor. In some embodiments, the protease inhibitor is a HIV protease inhibitor. For example, in some embodiments, the antiviral agent is selected from the group consisting of saquinavir, ritonavir, indinavir, nelfinavir, amprenavir, lopinavir, atazanavir, fosamprenavir, darunavir, tipranavir, cobicistat, and combinations thereof. In some embodiments, the antiviral agent is selected from the group consisting of saquinavir, ritonavir, indinavir, nelfinavir, amprenavir, lopinavir, atazanavir, fosamprenavir, darunavir, tipranavir, and combinations thereof. In some

embodiments, the protease inhibitor is a HCV NS3/4A protease inhibitor. For example, in some embodiments, the additional therapeutic agent is selected from the group consisting of voxilaprevir, asunaprevir, boceprevir, paritaprevir, simeprevir, telaprevir, vaniprevir, grazoprevir, ribavirin, danoprevir, faldaprevir, vedroprevir, sovalprevir, deldeprevir, narlaprevir and combinations thereof. In some embodiments, the additional therapeutic agent is selected from the group consisting of voxilaprevir, asunaprevir, boceprevir, paritaprevir, simeprevir, telaprevir, vaniprevir, grazoprevir, and combinations thereof.

[0332] In some embodiments, the additional therapeutic agent is an integrase inhibitor. For example, in some embodiments, the additional therapeutic agent is selected from the group consisting of raltegravir, dolutegravir, elvitegravir, abacavir, lamivudine, and combinations thereof. In some embodiments, the additional therapeutic agent is selected from the group consisting of bictegravir, raltegravir, dolutegravir, cabotegravir, elvitegravir, and combinations thereof. In some embodiments, the additional therapeutic agent is selected from the group consisting of bictegravir, dolutegravir, and cabotegravir, and combinations thereof. In some embodiments, the additional therapeutic agent is bictegravir.

[0333] In some embodiments, the additional therapeutic agent is an entry inhibitor. For example, in some embodiments, the additional therapeutic agent is selected from the group consisting of docosanol, enfuvirtide, maraviroc, ibalizumab, fostemsavir, leronlimab, ibalizumab, fostemsavir, leronlimab, palivizumab, respiratory syncytial virus immune globulin, intravenous [RSV-IGIV], varicella-zoster immunoglobulin [VariZIG], varicella-zoster immune globulin [VZIG]), and combinations thereof.

[0334] In some embodiments, the additional therapeutic agent is an acyclic guanosine analogue. For example, in some embodiments, the additional therapeutic agent is selected from the group consisting of acyclovir, ganciclovir, valacyclovir (also known as valaciclovir), valganciclovir, penciclovir, famciclovir, and combinations thereof.

[0335] In some embodiments, the additional therapeutic agent is an acyclic nucleoside phosphonate analogue. For example, in some embodiments, the additional therapeutic agent is selected from a group consisting of cidofovir, adefovir, adefovir dipivoxil, tenofovir, TDF, emtricitabine, efavirenz, rilpivirine, elvitegravir, and combinations thereof. In some embodiment, the additional therapeutic agent is selected from the group consisting of cidofovir, adefovir, adefovir dipivoxil, tenofovir, TDF, and combinations thereof. In some

embodiment, the additional therapeutic agent is selected from the group consisting of cidofovir, adefovir dipivoxil, TDF, and combinations thereof.

[0336] In some embodiments, the additional therapeutic agent is a HCV NS5A/NS5B inhibitor. In some embodiments, the additional therapeutic agent is a NS3/4A protease inhibitor. In some embodiments, the additional therapeutic agent is a NS5A protein inhibitor. In some embodiments, the additional therapeutic agent is a NS5B polymerase inhibitor of the nucleoside/nucleotide type. In some embodiments, the additional therapeutic agent is a NS5B polymerase inhibitor of the nonnucleoside type. In some embodiments, the additional therapeutic agent is selected from the group consisting of daclatasvir, ledipasvir, velpatasvir, ombitasvir, elbasvir, sofosbuvir, dasabuvir, ribavirin, asunaprevir, simeprevir, paritaprevir, ritonavir, elbasvir, grazoprevir, AT-527, and combinations thereof. In some embodiments, the additional therapeutic agent is selected from the group consisting of daclatasvir, ledipasvir, velpatasvir, ombitasvir, elbasvir, sofosbuvir, dasabuvir, and combinations thereof.

[0337] In some embodiments, the additional therapeutic agent is an influenza virus inhibitor. In some embodiments, the additional therapeutic agent is a matrix 2 inhibitor. For example, in some embodiments, the additional therapeutic agent is selected from the group consisting of amantadine, rimantadine, and combinations thereof. In some embodiments, the additional therapeutic agent is a neuraminidase inhibitor. For example, in some embodiments, the additional therapeutic agent is selected from the group consisting of zanamivir, oseltamivir, peramivir, laninamivir octanoate, and combinations thereof. In some embodiments, the additional therapeutic agent is a polymerase inhibitor. For example, in some embodiments, the additional therapeutic agent is selected from the group consisting of ribavirin, favipiravir, and combinations thereof. In some embodiments, the additional therapeutic agent is selected from the group consisting of amantadine, rimantadine, arbidol (umifenovir), baloxavir marboxil, oseltamivir, peramivir, ingavirin, laninamivir octanoate, zanamivir, favipiravir, ribavirin, and combinations thereof. In some embodiments, the additional therapeutic agent is selected from the group consisting of amantadine, rimantadine, zanamivir, oseltamivir, peramivir, laninamivir octanoate, ribavirin, favipiravir, and combinations thereof.

[0338] In some embodiments, the additional therapeutic agent is an interferon. In some embodiments, the additional therapeutic agent is selected from the group consisting of interferon alfacon 1, interferon alfa 1b, interferon alfa 2a, interferon alfa 2b, pegylated

interferon alfacon 1, pegylated interferon alfa 1b, pegylated interferon alfa 2a (PegIFN α -2a), and PegIFN α -2b. e embodiments, the additional therapeutic agent is selected from the group consisting of interferon alfacon 1, interferon alfa 1b, interferon alfa 2a, interferon alfa 2b, pegylated interferon alfa 2a (PegIFN α -2a), and PegIFN α -2b. In some embodiments, the additional therapeutic agent is selected from the group consisting of interferon alfacon 1, pegylated interferon alfa 2a (PegIFN α -2a), PegIFN α -2b, and ribavirin. In some embodiments, the additional therapeutic agent is pegylated interferon alfa-2a, pegylated interferon alfa-2b, or a combination thereof.

[0339] In some embodiments, the additional therapeutic agent is an immunostimulatory agent. In some embodiments, the additional therapeutic agent is an oligonucleotide. In some embodiments, the additional therapeutic agent is an antimetabolic inhibitor. For example, in some embodiments, the additional therapeutic agent is selected from the group consisting of fomivirsen, podofilox, imiquimod, sinecatechins, and combinations thereof.

[0340] In some embodiments, the additional therapeutic agent is selected from the group consisting of besifovir, nitazoxanide, REGN2222, doravirine, sofosbuvir, velpatasvir, daclatasvir, asunaprevir, beclabuvir, FV100, and letermovir, and combinations thereof.

[0341] In some embodiments, the additional therapeutic agent is an agent for treatment of RSV. For example, in some embodiments, the antiviral agent is ribavirin, ALS-8112 or presatovir. For example, in some embodiments, the antiviral agent is ALS-8112 or presatovir.

[0342] In some embodiments, the additional therapeutic agent is an agent for treatment of picornavirus. In some embodiments, the additional therapeutic agent is selected from the group consisting of hydantoin, guanidine hydrochloride, L-buthionine sulfoximine, Py-11, and combinations thereof. In some embodiments, the additional therapeutic agent is a picornavirus polymerase inhibitor. In some embodiments, the additional therapeutic agent is rupintrivir.

[0343] In some embodiments, the additional therapeutic agent is an agent for treatment of malaria. In some embodiments, the additional therapeutic agent is chloroquine.

[0344] In some embodiments, the additional therapeutic agent is selected from the group consisting of hydroxychloroquine, chloroquine, artemether, lumefantrine, atovaquone, proguanil, tafenoquine, pyronaridine, artesunate, arteminol, piperaquine, artesunate,

amodiaquine, pyronaridine, artesunate, halofantrine, quinine sulfate, mefloquine, solithromycin, pyrimethamine, MMV-390048, ferroquine, artefenomel mesylate, ganaplacide, DSM-265, cipargamin, artemisone, and combinations thereof.

[0345] In some embodiments, the additional therapeutic agent is an agent for treatment of coronavirus. In some embodiments, the additional therapeutic agent is selected from a group consisting of IFX-1, FM-201, CYNK-001, DPP4-Fc, ranpirnase, nafamostat, LB-2, AM-1, anti-vioporins, and combinations thereof.

[0346] In some embodiments, the additional therapeutic agent is an agent for treatment of ebola virus. For example, in some embodiments, the additional therapeutic agent is selected from the group consisting of ribavirin, palivizumab, motavizumab, RSV-IGIV (RespiGam[®]), MEDI-557, A-60444, MDT-637, BMS-433771, amiodarone, dronedarone, verapamil, Ebola Convalescent Plasma (ECP), TKM-100201, BCX4430 ((2S,3S,4R,5R)-2-(4-amino-5H-pyrrolo[3,2-d]pyrimidin-7-yl)-5-(hydroxymethyl)pyrrolidine-3,4-diol), favipiravir (also known as T-705 or Avigan), T-705 monophosphate, T-705 diphosphate, T-705 triphosphate, FGI-106 (1-N,7-N-bis[3-(dimethylamino)propyl]-3,9-dimethylquinolino[8,7-h]quinolone-1,7-diamine), JK-05, TKM-Ebola, ZMapp, rNAPc2, VRC-EBOADC076-00-VP, OS-2966, MVA-BN filo, brincidofovir, Vaxart adenovirus vector 5-based ebola vaccine, Ad26-ZEBOV, FiloVax vaccine, GOVX-E301, GOVX-E302, ebola virus entry inhibitors (NPC1 inhibitors), rVSV-EBOV, and combinations thereof. In some embodiments, the additional therapeutic agent is ZMapp, mAB114, REGEN-EB3, and combinations thereof.

[0347] In some embodiments, the additional therapeutic agent is an agent for treatment of HCV. In some embodiments, the additional therapeutic agent is a HCV polymerase inhibitor. For example, in some embodiments, the additional therapeutic agent is selected from the group consisting of sofosbuvir, GS-6620, PSI-938, ribavirin, tegobuvir, radalbuvir, MK-0608, and combinations thereof. In some embodiments, the additional therapeutic agent is a HCV protease inhibitor. For example, in some embodiments, the additional therapeutic agent is selected from the group consisting of such as GS-9256, vedroprevir, voxilaprevir, and combinations thereof.

[0348] In some embodiments, the additional therapeutic agent is a NS5A inhibitor. For example, in some embodiments, the additional therapeutic agent is selected from the group consisting of ledipasvir, velpatasvir, and combinations thereof.

[0349] In some embodiments, the additional therapeutic agent is an anti HBV agent. For example, in some embodiments, the additional therapeutic agent is tenofovir disoproxil fumarate and emtricitabine, or a combination thereof. Examples of additional anti HBV agents include but are not limited to alpha-hydroxytropolones, amdoxovir, antroquinonol, beta-hydroxycytosine nucleosides, ARB-199, CCC-0975, ccc-R08, elvucitabine, ezetimibe, cyclosporin A, gentiopicrin (gentiopicroside), HH-003, hepalatide, JNJ-56136379, nitazoxanide, birinapant, NJK14047, NOV-205 (molixan, BAM-205), oligotide, mivotilate, fevon, GST-HG-131, levamisole, Ka Shu Ning, alloferon, WS-007, Y-101 (Ti Fen Tai), rSIFN-co, PEG-IIFNm, KW-3, BP-Inter-014, oleanolic acid, HepB-nRNA, cTP-5 (rTP-5), HSK-II-2, HEISCO-106-1, HEISCO-106, Hepbama, IBPB-006IA, Hepuyinfein, DasKloster 0014-01, ISA-204, Jiangantai (Ganxikang), MIV-210, OB-AI-004, PF-06, picoside, DasKloster-0039, hepulantai, IMB-2613, TCM-800B, reduced glutathione, RO-6864018, RG-7834, QL-007sofosbuvir, ledipasvir, UB-551, and ZH-2N, and the compounds disclosed in US20150210682, (Roche), US 2016/0122344 (Roche), WO2015173164, WO2016023877, US2015252057A (Roche), WO16128335A1 (Roche), WO16120186A1 (Roche), US2016237090A (Roche), WO16107833A1 (Roche), WO16107832A1 (Roche), US2016176899A (Roche), WO16102438A1 (Roche), WO16012470A1 (Roche), US2016220586A (Roche), and US2015031687A (Roche). In some embodiments, the additional therapeutic agent is a HBV polymerase inhibitor. Examples of HBV DNA polymerase inhibitors include, but are not limited to, adefovir (HEPSERA®), emtricitabine (EMTRIVA®), tenofovir disoproxil fumarate (VIREAD®), tenofovir alafenamide, tenofovir, tenofovir disoproxil, tenofovir alafenamide fumarate, tenofovir alafenamide hemifumarate, tenofovir dipivoxil, tenofovir dipivoxil fumarate, tenofovir octadecyloxyethyl ester, CMX-157, tenofovir exalidex, besifovir, entecavir (BARACLUDE®), entecavir maleate, telbivudine (TYZEKA®), filocilovir, pradefovir, clevudine, ribavirin, lamivudine (EPIVIR-HBV®), phosphazide, famciclovir, fusolin, metacavir, SNC-019754, FMCA, AGX-1009, AR-II-04-26, HIP-1302, tenofovir disoproxil aspartate, tenofovir disoproxil orotate, and HS-10234. In some embodiments, the additional therapeutic agent is a HBV capsid inhibitor.

[0350] In some embodiments, the additional therapeutic agent is an agent for treatment of HIV. In some embodiments, the additional therapeutic agent is selected from the group consisting of HIV protease inhibitors, HIV integrase inhibitors, entry inhibitors, HIV

nucleoside reverse transcriptase inhibitors, HIV nonnucleoside reverse transcriptase inhibitors, acyclic nucleoside phosphonate analogues, and combinations thereof.

[0351] In some embodiments, the additional therapeutic agent is selected from the group consisting of HIV protease inhibitors, HIV non-nucleoside or non-nucleotide inhibitors of reverse transcriptase, HIV nucleoside or nucleotide inhibitors of reverse transcriptase, HIV integrase inhibitors, HIV non-catalytic site (or allosteric) integrase inhibitors, HIV entry inhibitors, HIV maturation inhibitors, immunomodulators, immunotherapeutic agents, antibody-drug conjugates, gene modifiers, gene editors (such as CRISPR/Cas9, zinc finger nucleases, homing nucleases, synthetic nucleases, TALENs), and cell therapies (such as chimeric antigen receptor T-cell, CAR-T, and engineered T cell receptors, TCR-T, autologous T cell therapies).

[0352] In some embodiments, the additional therapeutic agent is selected from the group consisting of combination drugs for HIV, other drugs for treating HIV, HIV protease inhibitors, HIV reverse transcriptase inhibitors, HIV integrase inhibitors, HIV non-catalytic site (or allosteric) integrase inhibitors, HIV entry (fusion) inhibitors, HIV maturation inhibitors, latency reversing agents, capsid inhibitors, immune-based therapies, PI3K inhibitors, HIV antibodies, and bispecific antibodies, and “antibody-like” therapeutic proteins, and combinations thereof.

[0353] In some embodiments, the additional therapeutic agent is a HIV combination drug. Examples of the HIV combination drugs include, but are not limited to ATRIPLA[®] (efavirenz, tenofovir disoproxil fumarate, and emtricitabine); BIKTARVY[®] (bictegravir, emtricitabine, and tenofovir alafenamide); COMPLERA[®] (EVIPLERA[®]; rilpivirine, tenofovir disoproxil fumarate, and emtricitabine); STRIBILD[®] (elvitegravir, cobicistat, tenofovir disoproxil fumarate, and emtricitabine); TRUVADA[®] (tenofovir disoproxil fumarate and emtricitabine; TDF+FTC); DESCOVY[®] (tenofovir alafenamide and emtricitabine); ODEFSEY[®] (tenofovir alafenamide, emtricitabine, and rilpivirine); GENVOYA[®] (tenofovir alafenamide, emtricitabine, cobicistat, and elvitegravir); SYMTUZA[®] (darunavir, tenofovir alafenamide hemifumarate, emtricitabine, and cobicistat); SYMFI[™] (efavirenz, lamivudine, and tenofovir disoproxil fumarate); CIMDU[™] (lamivudine and tenofovir disoproxil fumarate); tenofovir and lamivudine; tenofovir alafenamide and emtricitabine; tenofovir alafenamide hemifumarate and emtricitabine; tenofovir alafenamide

hemifumarate, emtricitabine, and rilpivirine; tenofovir alafenamide hemifumarate, emtricitabine, cobicistat, and elvitegravir; COMBIVIR[®] (zidovudine and lamivudine; AZT+3TC); EPZICOM[®] (LIVEXA[®]; abacavir sulfate and lamivudine; ABC+3TC); KALETRA[®] (ALUVIA[®]; lopinavir and ritonavir); TRIUMEQ[®] (dolutegravir, abacavir, and lamivudine); TRIZIVIR[®] (abacavir sulfate, zidovudine, and lamivudine; ABC+AZT+3TC); atazanavir and cobicistat; atazanavir sulfate and cobicistat; atazanavir sulfate and ritonavir; darunavir and cobicistat; dolutegravir and rilpivirine; dolutegravir and rilpivirine hydrochloride; dolutegravir, abacavir sulfate, and lamivudine; lamivudine, nevirapine, and zidovudine; raltegravir and lamivudine; doravirine, lamivudine, and tenofovir disoproxil fumarate; doravirine, lamivudine, and tenofovir disoproxil; dapivirine + levonorgestrel, dolutegravir + lamivudine, dolutegravir + emtricitabine + tenofovir alafenamide, elvitegravir + emtricitabine + tenofovir disoproxil, lamivudine + abacavir + zidovudine, lamivudine + abacavir, lamivudine + tenofovir disoproxil fumarate, lamivudine + zidovudine + nevirapine, lopinavir + ritonavir, lopinavir + ritonavir + abacavir + lamivudine, lopinavir + ritonavir + zidovudine + lamivudine, tenofovir + lamivudine, and tenofovir disoproxil fumarate + emtricitabine + rilpivirine hydrochloride, lopinavir, ritonavir, zidovudine and lamivudine.

[0354] In some embodiments, the additional therapeutic agent is a HIV protease inhibitor. For example, in some embodiments the additional therapeutic agent is selected from the group consisting of saquinavir, ritonavir, indinavir, nelfinavir, amprenavir, lopinavir, atazanavir, fosamprenavir, darunavir, tipranavir, cobicistat, ASC-09, AEBL-2, MK-8718, GS-9500, GS-1156, and combinations thereof. For example, in some embodiments the additional therapeutic agent is selected from the group consisting of saquinavir, ritonavir, indinavir, nelfinavir, amprenavir, lopinavir, atazanavir, fosamprenavir, darunavir, tipranavir, cobicistat. In some embodiments, the additional therapeutic agent is selected from the group consisting of amprenavir, atazanavir, brexanavir, darunavir, fosamprenavir, fosamprenavir calcium, indinavir, indinavir sulfate, lopinavir, nelfinavir, nelfinavir mesylate, ritonavir, saquinavir, saquinavir mesylate, tipranavir, DG-17, TMB-657 (PPL-100), T-169, BL-008, MK-8122, TMB-607, TMC-310911, and combinations thereof.

[0355] In some embodiments, the additional therapeutic agent is a HIV integrase inhibitor. For example, in some embodiment, the additional therapeutic agent is selected from the group consisting of raltegravir, elvitegravir, dolutegravir, abacavir, lamivudine, bictegravir

and combinations thereof. In some embodiment, the additional therapeutic agent is bictegrovir. In some embodiments, the additional therapeutic agent is selected from a group consisting of bictegrovir, elvitegravir, curcumin, derivatives of curcumin, chicoric acid, derivatives of chicoric acid, 3,5-dicaffeoylquinic acid, derivatives of 3,5-dicaffeoylquinic acid, aurintricarboxylic acid, derivatives of aurintricarboxylic acid, caffeic acid phenethyl ester, derivatives of caffeic acid phenethyl ester, tyrphostin, derivatives of tyrphostin, quercetin, derivatives of quercetin, raltegravir, dolutegravir, JTK-351, bictegrovir, AVX-15567, BMS-986197, cabotegravir (long-acting injectable), diketo quinolin-4-1 derivatives, integrase-LEDGF inhibitor, ledgins, M-522, M-532, NSC-310217, NSC-371056, NSC-48240, NSC-642710, NSC-699171, NSC-699172, NSC-699173, NSC-699174, stilbenedisulfonic acid, T-169, VM-3500, cabotegravir, and combinations thereof.

[0356] In some embodiments, the additional therapeutic agent is a HIV entry inhibitor. For example, in some embodiments, the additional therapeutic agent is selected from the group consisting of enfuvirtide, maraviroc, and combinations thereof. Further examples of HIV entry inhibitors include, but are not limited to, cenicriviroc, CCR5 inhibitors, gp41 inhibitors, CD4 attachment inhibitors, DS-003 (BMS-599793), gp120 inhibitors, and CXCR4 inhibitors. Examples of CCR5 inhibitors include aplaviroc, vicriviroc, maraviroc, cenicriviroc, leronlimab (PRO-140), adaptavir (RAP-101), nifeviroc (TD-0232), anti-GP120/CD4 or CCR5 bispecific antibodies, B-07, MB-66, polypeptide C25P, TD-0680, and vMIP (Haimipu). Examples of CXCR4 inhibitors include plerixafor, ALT-1188, N15 peptide, and vMIP (Haimipu).

[0357] In some embodiments, the additional therapeutic agent is a HIV nucleoside reverse transcriptase inhibitors. In some embodiments, the additional therapeutic agent is a HIV nonnucleoside reverse transcriptase inhibitors. In some embodiments, the additional therapeutic agent is an acyclic nucleoside phosphonate analogue. In some embodiments, the additional therapeutic agent is a HIV capsid inhibitor.

[0358] In some embodiments, the additional therapeutic agent is a HIV nucleoside or nucleotide inhibitor of reverse transcriptase. For example, the additional therapeutic agent is selected from the group consisting of adefovir, adefovir dipivoxil, azvudine, emtricitabine, tenofovir, tenofovir alafenamide, tenofovir alafenamide fumarate, tenofovir alafenamide hemifumarate, tenofovir disoproxil, tenofovir disoproxil fumarate, tenofovir disoproxil

hemifumarate, VIDEX® and VIDEX EC® (didanosine, ddl), abacavir, abacavir sulfate, alovudine, apricitabine, censavudine, didanosine, elvucitabine, festinavir, fosalvudine tidoxil, CMX-157, dapivirine, doravirine, etravirine, OCR-5753, tenofovir disoproxil orotate, fozivudine tidoxil, islatravir, lamivudine, phosphazid, stavudine, zalcitabine, zidovudine, rovafovir etalafenamide (GS-9131), GS-9148, MK-8504, MK-8591, MK-858, VM-2500, KP-1461, and combinations thereof.

[0359] In some embodiments, the additional therapeutic agent is a HIV non-nucleoside or non-nucleotide inhibitor of reverse transcriptase. For example, the additional agent is selected from the group consisting of dapivirine, delavirdine, delavirdine mesylate, doravirine, efavirenz, etravirine, lentinan, MK-8583, nevirapine, rilpivirine, TMC-278LA, ACC-007, AIC-292, KM-023, PC-1005, elsulfavirine rilp (VM-1500), combinations thereof.

[0360] In some embodiments, the additional therapeutic agents are selected from ATRIPLA® (efavirenz, tenofovir disoproxil fumarate, and emtricitabine); COMPLERA® (EVIPLERA®; rilpivirine, tenofovir disoproxil fumarate, and emtricitabine); STRIBILD® (elvitegravir, cobicistat, tenofovir disoproxil fumarate, and emtricitabine); TRUVADA® (tenofovir disoproxil fumarate and emtricitabine; TDF +FTC); DESCOVY® (tenofovir alafenamide and emtricitabine); ODEFSEY® (tenofovir alafenamide, emtricitabine, and rilpivirine); GENVOYA® (tenofovir alafenamide, emtricitabine, cobicistat, and elvitegravir); adefovir; adefovir dipivoxil; cobicistat; emtricitabine; tenofovir; tenofovir disoproxil; tenofovir disoproxil fumarate; tenofovir alafenamide; tenofovir alafenamide hemifumarate; TRIUMEQ® (dolutegravir, abacavir, and lamivudine); dolutegravir, abacavir sulfate, and lamivudine; raltegravir; raltegravir and lamivudine; maraviroc; enfuvirtide; ALUVIA® (KALETRA®; lopinavir and ritonavir); COMBIVIR® (zidovudine and lamivudine; AZT+3TC); EPZICOM® (LIVEXA®; abacavir sulfate and lamivudine; ABC+3TC); TRIZIVIR® (abacavir sulfate, zidovudine, and lamivudine; ABC+AZT+3TC); rilpivirine; rilpivirine hydrochloride; atazanavir sulfate and cobicistat; atazanavir and cobicistat; darunavir and cobicistat; atazanavir; atazanavir sulfate; dolutegravir; elvitegravir; ritonavir; atazanavir sulfate and ritonavir; darunavir; lamivudine; prolastin; fosamprenavir; fosamprenavir calcium efavirenz; etravirine; nelfinavir; nelfinavir mesylate; interferon; didanosine; stavudine; indinavir; indinavir sulfate; tenofovir and lamivudine; zidovudine; nevirapine; saquinavir; saquinavir mesylate; aldesleukin;

zalcitabine; tipranavir; amprenavir; delavirdine; delavirdine mesylate; Radha-108 (receptol); lamivudine and tenofovir disoproxil fumarate; efavirenz, lamivudine, and tenofovir disoproxil fumarate; phosphazid; lamivudine, nevirapine, and zidovudine; abacavir; and abacavir sulfate.

[0361] In some embodiments, the additional therapeutic agent is selected from the group consisting of colistin, valrubicin, icatibant, bepotastine, epirubicin, epoprosetnol, vapreotide, aprepitant, caspofungin, perphenazine, atazanavir, efavirenz, ritonavir, acyclovir, ganciclovir, penciclovir, prulifloxacin, bictegravir, nelfinavir, tegobuvi, nelfinavir, praziquantel, pitavastatin, perampanel, eszopiclone, and zopiclone.

[0362] In some embodiments, the additional therapeutic agent is an inhibitor of Bruton tyrosine kinase (BTK, AGMX1, AT, ATK, BPK, IGHD3, IMD1, PSCTK1, XLA; NCBI Gene ID: 695). For example, in some embodiments, the additional therapeutic agent is selected from the group consisting of (S)-6-amino-9-(1-(but-2-ynoyl)pyrrolidin-3-yl)-7-(4-phenoxyphenyl)-7H-purin-8(9H)-one, acalabrutinib (ACP-196), BGB-3111, CB988, HM71224, ibrutinib (Imbruvica), M-2951 (evobrutinib), M7583, tirabrutinib (ONO-4059), PRN-1008, spebrutinib (CC-292), TAK-020, vecabrutinib, ARQ-531, SHR-1459, DTRMWXHS-12, TAS-5315, AZD6738, calquence, danvatirsen, and combinations thereof. In some embodiments, the additional therapeutic agent is selected from a group consisting of tirabrutinib, ibrutinib, acalabrutinib, and combinations thereof. In some embodiments, the additional therapeutic agent is selected from a group consisting of tirabrutinib, ibrutinib, and combinations thereof. In some embodiments, the additional therapeutic agent is tyrphostin A9 (A9).

[0363] In some embodiments, the additional therapeutic agent is a KRAS inhibitor. For example, in some embodiments, the additional therapeutic agent is selected from the group consisting of AMG-510, COTI-219, MRTX-1257, ARS-3248, ARS-853, WDB-178, BI-3406, BI-1701963, ARS-1620 (G12C), SML-8-73-1 (G12C), Compound 3144 (G12D), Kobe0065/2602 (Ras GTP), RT11, MRTX-849 (G12C) and K-Ras(G12D)-selective inhibitory peptides, including KRpep-2 (Ac-RRCPYISYDPVCRR-NH₂), KRpep-2d (Ac-RRRCPLYISYDPVCRRRR-NH₂), and combinations thereof.

[0364] In some embodiments, the additional therapeutic agent is a proteasome inhibitor. For example, in some embodiments, the additional therapeutic agent is selected from a group

consisting of ixazomib, carfilzomib, marizomib, bortezomib, and combinations thereof. In some embodiments, the additional therapeutic agent is carfilzomib.

[0365] In some embodiments, the additional therapeutic agent is a vaccine. For example, in some embodiments, the additional therapeutic agent is a DNA vaccine, RNA vaccine, live-attenuated vaccine, therapeutic vaccine, prophylactic vaccine, protein based vaccine, or a combination thereof. In some embodiments, the additional therapeutic agent is mRNA-1273. In some embodiments, the additional therapeutic agent is INO-4800 or INO-4700. In some embodiments, the additional therapeutic agent is live-attenuated RSV vaccine MEDI-559, human monoclonal antibody REGN2222 against RSV, palivizumab, respiratory syncytial virus immune globulin, intravenous [RSV-IGIV], and combinations thereof. In some embodiments, the additional therapeutic agent is a HBV vaccine, for example pediarix, engerix-B, and recombivax HB. In some embodiments, the additional therapeutic agent is a VZV vaccine, for example zostavax and varivax. In some embodiments, the additional therapeutic agent is a HPV vaccine, for example cervarix, gardasil 9, and gardasil. In some embodiments, the additional therapeutic agent is an influenza virus vaccine. For example, a (i) monovalent vaccine for influenza A (e.g., influenza A [H5N1] virus monovalent vaccine and influenza A [H1N1] 2009 virus monovalent vaccines), (ii) trivalent vaccine for influenza A and B viruses (e.g., Afluria, Agriflu, Fluad, Fluarix, Flublok, Flucelvax, FluLaval, Fluvirin, and Fluzone), and (iii) quadrivalent vaccine for influenza A and B viruses (FluMist, Fluarix, Fluzone, and FluLaval). In some embodiments, the additional therapeutic agent is a human adenovirus vaccine (e.g., Adenovirus Type 4 and Type 7 Vaccine, Live, Oral). In some embodiments, the additional therapeutic agent is a rotavirus vaccine (e.g., Rotarix for rotavirus serotype G1, G3, G4, or G9 and RotaTeq for rotavirus serotype G1, G2, G3, or G4). In some embodiments, the additional therapeutic agent is a hepatitis A virus vaccine (e.g., Havrix and Vaqta). In some embodiments, the additional therapeutic agent is poliovirus vaccines (e.g., Kinrix, Quadracel, and Ipol). In some embodiments, the additional therapeutic agent is a yellow fever virus vaccine (e.g., YF-Vax). In some embodiments, the additional therapeutic agent is a Japanese encephalitis virus vaccines (e.g., Ixiaro and JE-Vax). In some embodiments, the additional therapeutic agent is a measles vaccine (e.g., M-M-R II and ProQuad). In some embodiments, the additional therapeutic agent is a mumps vaccine (e.g., M-M-R II and ProQuad). In some embodiments, the additional therapeutic agent is a rubella vaccine (e.g., M-M-R II and ProQuad). In some embodiments, the additional therapeutic

agent is a varicella vaccine (e.g., ProQuad). In some embodiments, the additional therapeutic agent is a rabies vaccine (e.g., Imovax and RabAvert). In some embodiments, the additional therapeutic agent is a variola virus (smallpox) vaccine (ACAM2000). In some embodiments, the additional therapeutic agent is a hepatitis E virus (HEV) vaccine (e.g., HEV239). In some embodiments, the additional therapeutic agent is a 2019-nCov vaccine.

[0366] In some embodiments, the additional therapeutic agent is an antibody, for example a monoclonal antibody. For example, the additional therapeutic agent is an antibody against 2019-nCov selected from the group consisting of the Regeneron antibodies, the Wuxi Antibodies, the Vir Biotechnology Antibodies, antibodies that target the SARS-CoV-2 spike protein, antibodies that can neutralize SARS-CoV-2 (SARS-CoV-2 neutralizing antibodies), and combinations thereof. In some embodiments, the additional therapeutic agent is anti-SARS-CoV antibody CR-3022. In some embodiments, the additional therapeutic agent is aPD-1 antibody.

[0367] In some embodiments, the additional therapeutic agent is recombinant cytokine gene-derived protein injection.

[0368] In some embodiments, the additional therapeutic agent is a polymerase inhibitor. In some embodiments, the additional therapeutic agent is a DNA polymerase inhibitor. For example, in some embodiments, the additional therapeutic agent is cidofovir. In some embodiments, the additional therapeutic agent is a RNA polymerase inhibitor. For example, in some embodiments, the additional therapeutic agent is selected from the group consisting of ribavirin, favipiravir, lamivudine, pimodivir and combination thereof.

[0369] In some embodiments, the additional therapeutic agent is selected from the group consisting of lopinavir, ritonavir, interferon-alpha-2b, ritonavir, arbidol, hydroxychloroquine, darunavir and cobicistat, abidol hydrochloride, oseltamivir, litonavir, emtricitabine, tenofovir alafenamide fumarate, baloxavir marboxil, ruxolitinib, and combinations thereof.

[0370] In some embodiments, the additional therapeutic agent is selected from the group consisting of 6'-fluorinated aristeromycin analogues, acyclovir fleximer analogues, disulfiram, thiopurine analogues, ASC09F, GC376, GC813, phenylisoserine derivatives, neuroiminidase inhibitor analogues, pyrithiobac derivatives, bananins and 5-hydroxychromone derivatives, SSYA10-001, griffithsin, HR2P-M1, HR2P-M2, P21S10,

Dihydrotanshinone E-64-C and E-64-D, OC43-HR2P, MERS-5HB, 229E-HR1P, 229E-HR2P, resveratrol, 1-thia-4-azaspiro[4.5] decan-3-one derivatives, gemcitabine hydrochloride, loperamide, recombinant interferons, cyclosporine A, alisporivir, imatinib mesylate, dasatinib, selumetinib, trametinib, rapamycin, saracatinib, chlorpromazine, triflupromazine, fluphenazine, thiethylperazine, promethazine, cyclophilin inhibitors, K11777, camostat, k22, teicoplanin derivatives, benzo-heterocyclic amine derivatives N30, mycophenolic acid, silvestrol, and combinations thereof.

[0371] In some embodiments, the additional therapeutic agent is an antibody. In some embodiments, the additional therapeutic agent is an antibody that binds to a coronavirus, for example an antibody that binds to SARS-CoV or MERS-CoV. In some embodiments, the additional therapeutic agent is a of 2019-nCoV virus antibody.

[0372] Compositions of the invention are also used in combination with other active ingredients. For the treatment of 2019-nCoV virus infections, preferably, the other active therapeutic agent is active against coronavirus infections, for example 2019-nCoV virus infections. The compounds and compositions of the present invention are also intended for use with general care provided patients with 2019-nCoV viral infections, including parenteral fluids (including dextrose saline and Ringer's lactate) and nutrition, antibiotic (including metronidazole and cephalosporin antibiotics, such as ceftriaxone and cefuroxime) and/or antifungal prophylaxis, fever and pain medication, antiemetic (such as metoclopramide) and/or antidiarrheal agents, vitamin and mineral supplements (including Vitamin K and zinc sulfate), anti-inflammatory agents (such as ibuprofen or steroids), corticosteroids such as methylprednisolone, immunomodulatory medications (*e.g.*, interferon), other small molecule or biologics antiviral agents targeting 2019-nCoV (such as but not limited to lopinavir/ritonavir, EIDD-1931, favipiravir, ribavirine, neutralizing antibodies, etc.), vaccines, pain medications, and medications for other common diseases in the patient population, such anti-malarial agents (including artemether and artesunate-lumefantrine combination therapy), typhoid (including quinolone antibiotics, such as ciprofloxacin, macrolide antibiotics, such as azithromycin, cephalosporin antibiotics, such as ceftriaxone, or aminopenicillins, such as ampicillin), or shigellosis. In some embodiments, the additional therapeutic agent is dihydroartemisinin/piperaquine. In some embodiments, the additional therapeutic agent is EIDD-2801 (MH-4482, Molnupiravir).

[0373] In some embodiments, the additional therapeutic agent is an immunomodulator. Examples of immune-based therapies include toll-like receptors modulators such as tlr1, tlr2, tlr3, tlr4, tlr5, tlr6, tlr7, tlr8, tlr9, tlr10, tlr11, tlr12, and tlr13; programmed cell death protein 1 (Pd-1) modulators; programmed death-ligand 1 (Pd-L1) modulators; IL-15 modulators; DermaVir; interleukin-7; plaquenil (hydroxychloroquine); proleukin (aldesleukin, IL-2); interferon alfa; interferon alfa-2b; interferon alfa-n3; pegylated interferon alfa; interferon gamma; hydroxyurea; mycophenolate mofetil (MPA) and its ester derivative mycophenolate mofetil (MMF); ribavirin; polymer polyethyleneimine (PEI); gepon; IL-12; WF-10; VGV-1; MOR-22; BMS-936559; CYT-107, interleukin-15/Fc fusion protein, AM-0015, ALT-803, NIZ-985, NKTR-255, NKTR-262, NKTR-214, normferon, peginterferon alfa-2a, peginterferon alfa-2b, recombinant interleukin-15, Xmab-24306, RPI-MN, STING modulators, RIG-I modulators, NOD2 modulators, SB-9200, and IR-103. In some embodiments, the additional therapeutic agent is fingolimod, leflunomide, or a combination thereof. In some embodiments, the additional therapeutic agent is thalidomide.

[0374] In some embodiments, the additional therapeutic agent is an IL-6 inhibitor, for example tocilizumab, sarilumab, or a combination thereof.

[0375] In some embodiments, the additional therapeutic agent is an anti-TNF inhibitor. For example, the additional therapeutic agent is adalimumab, etanercept, golimumab, infliximab, or a combination thereof.

[0376] In some embodiments, the additional therapeutic agent is a JAK inhibitor, for example the additional therapeutic agent is baricitinib, filgotinib, olumiant, or a combination thereof.

[0377] In some embodiments, the additional therapeutic agent is an inflammation inhibitor, for example pirfenidone.

[0378] In some embodiments, the additional therapeutic agent is an antibiotic for secondary bacterial pneumonia. For example, the additional therapeutic agent is macrolide antibiotics (e.g., azithromycin, clarithromycin, and *mycoplasma pneumoniae*), fluoroquinolones (e.g., ciprofloxacin and levofloxacin), tetracyclines (e.g., doxycycline and tetracycline), or a combination thereof.

[0379] In some embodiments, the compounds disclosed herein are used in combination with pneumonia standard of care (*see e.g.*, Pediatric Community Pneumonia Guidelines, CID

2011:53 (1 October)). Treatment for pneumonia generally involves curing the infection and preventing complications. Specific treatment will depend on several factors, including the type and severity of pneumonia, age and overall health of the individuals. The options include: (i) antibiotics, (ii) cough medicine, and (iii) fever reducers/pain relievers (for e.g., aspirin, ibuprofen (Advil, Motrin IB, others) and acetaminophen (Tylenol, others)). In some embodiments, the additional therapeutic agent is bromhexine anti-cough.

[0380] In some embodiments, the compounds disclosed herein are used in combination with immunoglobulin from cured COVID-19 patients. In some embodiments, the compounds disclosed herein are used in combination with plasma transfusion. In some embodiments, the compounds disclosed herein are used in combination with stem cells.

[0381] In some embodiments, the additional therapeutic agent is an TLR agonist. Examples of TLR agonists include, but are not limited to, vesatolimod (GS-9620), GS-986, IR-103, lefitolimod, tilsetolimod, rintatolimod, DSP-0509, AL-034, G-100, cobitolimod, AST-008, motolimod, GSK-1795091, GSK-2245035, VTX-1463, GS-9688, LHC-165, BDB-001, RG-7854, telratolimod, and RO-7020531.

[0382] In some embodiments, the additional therapeutic agent is selected from the group consisting of bortezomid, flurazepam, ponatinib, sorafenib, paramethasone, clocortolone, flucloxacillin, sertindole, clevidipine, atorvastatin, cinolazepam, clofazimine, fosaprepitant, and combinations thereof.

[0383] In some embodiments, the additional therapeutic agent is carrimycin, suramin, triazavirin, dipyridamole, bevacizumab, meplazumab, GD31 (rhizobium), NLRP inflammasome inhibitor, or α -ketoamine. In some embodiments, the additional therapeutic agent is recombinant human angiotensin-converting enzyme 2 (rhACE2). In some embodiments, the additional therapeutic agent is viral macrophage inflammatory protein (vMIP).

[0384] In some embodiments, the additional therapeutic agent is an anti-viroporin therapeutic. For example, the additional therapeutic agent is BIT-314 or BIT-225. In some embodiments, the additional therapeutic agent is coronavirus E protein inhibitor. For example, the additional therapeutic agent is BIT-009. Further examples of additional

therapeutic agents include those described in WO-2004112687, WO-2006135978, WO-2018145148, and WO-2009018609.

[0385] In some embodiments, the additional therapeutic or prophylactic agent is molnupiravir, oseltamivir, nirmatrelvir, or ritonavir. In some embodiments, the additional therapeutic or prophylactic agent is ritonavir or cobicistat.

[0386] It is possible to combine any compound of the invention with one of more additional active therapeutic agents. For example, the compound described herein can be combined with one, two, three, four, five, or more additional active therapeutic agents.

[0387] It is also possible to combine any compound of the invention with one or more additional active therapeutic agents in a unitary dosage form for simultaneous or sequential administration to a patient. The combination therapy may be administered as a simultaneous or sequential regimen. When administered sequentially, the combination may be administered in two or more administrations.

[0388] Co-administration of a compound of the invention with one or more other active therapeutic agents generally refers to simultaneous or sequential administration of a compound of the invention and one or more other active therapeutic agents, such that therapeutically effective amounts of the compound of the invention and one or more other active therapeutic agents are both present in the body of the patient.

[0389] Co-administration includes administration of unit dosages of the compounds of the invention before or after administration of unit dosages of one or more other active therapeutic agents, for example, administration of the compounds of the invention within seconds, minutes, or hours of the administration of one or more other active therapeutic agents. For example, a unit dose of a compound of the invention can be administered first, followed within seconds or minutes by administration of a unit dose of one or more other active therapeutic agents. Alternatively, a unit dose of one or more other therapeutic agents can be administered first, followed by administration of a unit dose of a compound of the invention within seconds or minutes. In some cases, it may be desirable to administer a unit dose of a compound of the invention first, followed, after a period of hours (e.g., 1-12 hours), by administration of a unit dose of one or more other active therapeutic agents. In other cases, it may be desirable to administer a unit dose of one or more other active therapeutic

agents first, followed, after a period of hours (e.g., 1-12 hours), by administration of a unit dose of a compound of the invention.

[0390] The combination therapy may provide “synergy” and “synergistic”, i.e., the effect achieved when the active ingredients used together is greater than the sum of the effects that results from using the compounds separately. A synergistic effect may be attained when the active ingredients are: (1) co-formulated and administered or delivered simultaneously in a combined formulation; (2) delivered by alternation or in parallel as separate formulations; or (3) by some other regimen. When delivered in alternation therapy, a synergistic effect may be attained when the compounds are administered or delivered sequentially, e.g., in separate tablets, pills or capsules, or by different injections in separate syringes. In general, during alternation therapy, an effective dosage of each active ingredient is administered sequentially, i.e., serially, whereas in combination therapy, effective dosages of two or more active ingredients are administered together. A synergistic anti-viral effect denotes an antiviral effect, which is greater than the predicted purely additive effects of the individual compounds of the combination.

1. Combination Therapy for the treatment of *Pneumoviridae*

[0391] The compounds provided herein are also used in combination with other active therapeutic agents. For the treatment of *Pneumoviridae* virus infections, preferably, the other active therapeutic agent is active against *Pneumoviridae* virus infections, particularly respiratory syncytial virus infections and/or metapneumovirus infections. Non-limiting examples of these other active therapeutic agents active against RSV are ribavirin, palivizumab, motavizumab, RSV-IGIV (RespiGam[®]), MEDI-557, A-60444 (also known as RSV604), MDT-637, BMS-433771, ALN-RSV0, ALX-0171 and mixtures thereof. Other non-limiting examples of other active therapeutic agents active against respiratory syncytial virus infections include respiratory syncytial virus protein F inhibitors, such as AK-0529; RV-521, ALX-0171, JNJ-53718678, BTA-585, and presatovir; RNA polymerase inhibitors, such as lumicitabine and ALS-8112; anti-RSV G protein antibodies, such as anti-G-protein mAb; viral replication inhibitors, such as nitazoxanide.

[0392] In some embodiments, the other active therapeutic agent may be a vaccine for the treatment or prevention of RSV, including but not limited to MVA-BN RSV, RSV-F, MEDI-

8897, JNJ-64400141, DPX-RSV, SynGEM, GSK-3389245A, GSK-300389-1A, RSV-MEDI deltaM2-2 vaccine, VRC-RSVGP084-00VP, Ad35-RSV-FA2, Ad26-RSV-FA2, and RSV fusion glycoprotein subunit vaccine.

[0393] Non-limiting examples of other active therapeutic agents active against metapneumovirus infections include sialidase modulators such as DAS-181; RNA polymerase inhibitors, such as ALS-8112; and antibodies for the treatment of Metapneumovirus infections, such as EV-046113.

[0394] In some embodiments, the other active therapeutic agent may be a vaccine for the treatment or prevention of metapneumovirus infections, including but not limited to mRNA-1653 and rHMPV-Pa vaccine.

2. Combination Therapy for the treatment of *Picornaviridae*

[0395] The compounds provided herein are also used in combination with other active therapeutic agents. For the treatment of *Picornaviridae* virus infections, preferably, the other active therapeutic agent is active against *Picornaviridae* virus infections, particularly Enterovirus infections. Non-limiting examples of these other active therapeutic agents are capsid binding inhibitors such as pleconaril, BTA-798 (vapendavir) and other compounds disclosed by Wu, et al. (US 7,078,403) and Watson (US 7,166,604); fusion sialidase protein such as DAS-181; a capsid protein VP1 inhibitor such as VVX-003 and AZN-001; a viral protease inhibitor such as CW-33; a phosphatidylinositol 4 kinase beta inhibitor such as GSK-480 and GSK-533; anti-EV71 antibody.

[0396] In some embodiments, the other active therapeutic agent may be a vaccine for the treatment or prevention of *Picornaviridae* virus infections, including but not limited to EV71 vaccines, TAK-021, and EV-D68 adenovector-based vaccine.

3. Combination Therapy for Respiratory Infections

[0397] Many of the infections of the Pneumoviridae, Picornaviridae, and Coronaviridae viruses are respiratory infections. Therefore, additional active therapeutics used to treat respiratory symptoms and sequelae of infection may be used in combination with the compounds provided herein. The additional agents are preferably administered orally or by direct inhalation. For example, other preferred additional therapeutic agents in combination

with the compounds provided herein for the treatment of viral respiratory infections include, but are not limited to, bronchodilators and corticosteroids.

Glucocorticoids

[0398] Glucocorticoids, which were first introduced as an asthma therapy in 1950 (Carrier, *Journal of Allergy*, 21, 282-287, 1950), remain the most potent and consistently effective therapy for this disease, although their mechanism of action is not yet fully understood (Morris, *J. Allergy Clin. Immunol.*, 75 (1 Pt) 1-13, 1985). Unfortunately, oral glucocorticoid therapies are associated with profound undesirable side effects such as truncal obesity, hypertension, glaucoma, glucose intolerance, acceleration of cataract formation, bone mineral loss, and psychological effects, all of which limit their use as long-term therapeutic agents (Goodman and Gilman, 10th edition, 2001). A solution to systemic side effects is to deliver steroid drugs directly to the site of inflammation. Inhaled corticosteroids (ICS) have been developed to mitigate the severe adverse effects of oral steroids. Non-limiting examples of corticosteroids that may be used in combinations with the compounds provided herein are dexamethasone, dexamethasone sodium phosphate, fluorometholone, fluorometholone acetate, loteprednol, loteprednol etabonate, hydrocortisone, prednisolone, fludrocortisone, triamcinolone, triamcinolone acetonide, betamethasone, beclomethasone dipropionate, methylprednisolone, flucinolone, flucinolone acetonide, flunisolide, flucortin-21-butylate, flumethasone, flumetasone pivalate, budesonide, halobetasol propionate, mometasone furoate, fluticasone, AZD-7594, ciclesonide; or a pharmaceutically acceptable salts thereof.

Anti-inflammatory agents

[0399] Other anti-inflammatory agents working through anti-inflammatory cascade mechanisms are also useful as additional therapeutic agents in combination with the compounds provided herein for the treatment of viral respiratory infections. Applying “anti-inflammatory signal transduction modulators” (referred to in this text as AISTM), like phosphodiesterase inhibitors (e.g., PDE-4, PDE-5, or PDE-7 specific), transcription factor inhibitors (e.g., blocking NF κ B through IKK inhibition), or kinase inhibitors (e.g., blocking P38 MAP, JNK, PI3K, EGFR or Syk) is a logical approach to switching off inflammation as these small molecules target a limited number of common intracellular pathways - those signal transduction pathways that are critical points for the anti-inflammatory therapeutic

intervention (see review by P.J. Barnes, 2006). These non-limiting additional therapeutic agents include: 5-(2,4-Difluoro-phenoxy)-1-isobutyl-1H-indazole-6-carboxylic acid (2-dimethylamino-ethyl)-amide (P38 Map kinase inhibitor ARRY-797); 3-Cyclopropylmethoxy-N-(3,5-dichloro-pyridin-4-yl)-4-difluoromethoxy-benzamide (PDE-4 inhibitor Roflumilast); 4-[2-(3-cyclopentylloxy-4-methoxyphenyl)-2-phenyl-ethyl]-pyridine (PDE-4 inhibitor CDP-840); N-(3,5-dichloro-4-pyridinyl)-4-(difluoromethoxy)-8-[(methylsulfonyl)amino]-1-dibenzofurancarboxamide (PDE-4 inhibitor Oglemilast); N-(3,5-Dichloro-pyridin-4-yl)-2-[1-(4-fluorobenzyl)-5-hydroxy-1H-indol-3-yl]-2-oxo-acetamide (PDE-4 inhibitor AWD 12-281); 8-Methoxy-2-trifluoromethyl-quinoline-5-carboxylic acid (3,5-dichloro-1-oxy-pyridin-4-yl)-amide (PDE-4 inhibitor Sch 351591); 4-[5-(4-Fluorophenyl)-2-(4-methanesulfinyl-phenyl)-1H-imidazol-4-yl]-pyridine (P38 inhibitor SB-203850); 4-[4-(4-Fluoro-phenyl)-1-(3-phenyl-propyl)-5-pyridin-4-yl-1H-imidazol-2-yl]-but-3-yn-1-ol (P38 inhibitor RWJ-67657); 4-Cyano-4-(3-cyclopentylloxy-4-methoxy-phenyl)-cyclohexanecarboxylic acid 2-diethylamino-ethyl ester (2-diethyl-ethyl ester prodrug of Cilomilast, PDE-4 inhibitor); (3-Chloro-4-fluorophenyl)-[7-methoxy-6-(3-morpholin-4-yl-propoxy)-quinazolin-4-yl]-amine (Gefitinib, EGFR inhibitor); and 4-(4-Methyl-piperazin-1-ylmethyl)-N-[4-methyl-3-(4-pyridin-3-yl-pyrimidin-2-ylamino)-phenyl]-benzamide (Imatinib, EGFR inhibitor).

β 2-adrenoreceptor agonist bronchodilators

[0400] Combinations comprising inhaled β 2-adrenoreceptor agonist bronchodilators such as formoterol, albuterol or salmeterol with the compounds provided herein are also suitable, but non-limiting, combinations useful for the treatment of respiratory viral infections.

[0401] Combinations of inhaled β 2-adrenoreceptor agonist bronchodilators such as formoterol or salmeterol with ICS's are also used to treat both the bronchoconstriction and the inflammation (Symbicort® and Advair®, respectively). The combinations comprising these ICS and β 2-adrenoreceptor agonist combinations along with the compounds provided herein are also suitable, but non-limiting, combinations useful for the treatment of respiratory viral infections.

[0402] Other examples of Beta 2 adrenoceptor agonists are bedoradrine, vilanterol, indacaterol, olodaterol, tulobuterol, formoterol, abediterol, salbutamol, arformoterol, levalbuterol, fenoterol, and TD-5471.

Anticholinergics

[0403] For the treatment or prophylaxis of pulmonary broncho-constriction, anticholinergics are of potential use and, therefore, useful as an additional therapeutic agent in combination with the compounds provided herein for the treatment of viral respiratory infections. These anticholinergics include, but are not limited to, antagonists of the muscarinic receptor (particularly of the M3 subtype) which have shown therapeutic efficacy in man for the control of cholinergic tone in COPD (Witek, 1999); 1-{4-Hydroxy-1-[3,3,3-tris-(4-fluoro-phenyl)-propionyl]-pyrrolidine-2-carbonyl}-pyrrolidine-2-carboxylic acid (1-methyl-piperidin-4-ylmethyl)-amide; 3-[3-(2-Diethylamino-acetoxy)-2-phenyl-propionyloxy]-8-isopropyl-8-methyl-8-azonia-bicyclo[3.2.1]octane (Ipratropium-N,N-diethylglycinate); 1-Cyclohexyl-3,4-dihydro-1H-isoquinoline-2-carboxylic acid 1-aza-bicyclo[2.2.2]oct-3-yl ester (Solifenacin); 2-Hydroxymethyl-4-methanesulfinyl-2-phenyl-butyric acid 1-aza-bicyclo[2.2.2]oct-3-yl ester (Revatropate); 2-{1-[2-(2,3-Dihydro-benzofuran-5-yl)-ethyl]-pyrrolidin-3-yl}-2,2-diphenyl-acetamide (Darifenacin); 4-Azepan-1-yl-2,2-diphenyl-butyramide (Buzepide); 7-[3-(2-Diethylamino-acetoxy)-2-phenyl-propionyloxy]-9-ethyl-9-methyl-3-oxa-9-azonia-tricyclo[3.3.1.0^{2,4}]nonane (Oxitropium-N,N-diethylglycinate); 7-[2-(2-Diethylamino-acetoxy)-2,2-di-thiophen-2-yl-acetoxy]-9,9-dimethyl-3-oxa-9-azonia-tricyclo[3.3.1.0^{2,4}]nonane (Tiotropium-N,N-diethylglycinate); Dimethylamino-acetic acid 2-(3-diisopropylamino-1-phenyl-propyl)-4-methyl-phenyl ester (Tolterodine-N,N-dimethylglycinate); 3-[4,4-Bis-(4-fluoro-phenyl)-2-oxo-imidazolidin-1-yl]-1-methyl-1-(2-oxo-2-pyridin-2-yl-ethyl)-pyrrolidinium; 1-[1-(3-Fluoro-benzyl)-piperidin-4-yl]-4,4-bis-(4-fluoro-phenyl)-imidazolidin-2-one; 1-Cyclooctyl-3-(3-methoxy-1-aza-bicyclo[2.2.2]oct-3-yl)-1-phenyl-prop-2-yn-1-ol; 3-[2-(2-Diethylamino-acetoxy)-2,2-di-thiophen-2-yl-acetoxy]-1-(3-phenoxy-propyl)-1-azonia-bicyclo[2.2.2]octane (Aclidinium-N,N-diethylglycinate); or (2-Diethylamino-acetoxy)-di-thiophen-2-yl-acetic acid 1-methyl-1-(2-phenoxy-ethyl)-piperidin-4-yl ester; revafenacin, glycopyrronium bromide, umeclidinium bromide, tiotropium bromide, aclidinium bromide, bencycloquidium bromide.

Mucolytic agents

[0404] The compounds provided herein may also be combined with mucolytic agents to treat both the infection and symptoms of respiratory infections. A non-limiting example of a mucolytic agent is ambroxol. Similarly, the compounds may be combined with expectorants

to treat both the infection and symptoms of respiratory infections. A non-limiting example of an expectorant is guaifenesin.

[0405] Nebulized hypertonic saline is used to improve immediate and long-term clearance of small airways in patients with lung diseases (Kuzik, *J. Pediatrics* 2007, 266). Thus, the compounds provided herein may also be combined with nebulized hypertonic saline particularly when the virus infection is complicated with bronchiolitis. The combination of the compound provided herein with hypertonic saline may also comprise any of the additional agents discussed above. In one embodiment, nebulized about 3% hypertonic saline is used.

4. Combination Therapy for the treatment of *Flaviviridae* virus infections

[0406] The compounds and compositions provided herein are also used in combination with other active therapeutic agents. For the treatment of *Flaviviridae* virus infections, preferably, the other active therapeutic agent is active against *Flaviviridae* virus infections.

[0407] For treatment of the dengue virus infection, non-limiting examples of the other active therapeutic agents are host cell factor modulators, such as GBV-006; fenretinide ABX-220, BRM-211; alpha-glucosidase 1 inhibitors, such as celgosivir; platelet activating factor receptor (PAFR) antagonists, such as modipafant; cadherin-5/Factor Ia modulators, such as FX-06; NS4B inhibitors, such as JNJ-8359; viral RNA splicing modulators, such as ABX-202; a NS5 polymerase inhibitor; a NS3 protease inhibitor; and a TLR modulator.

[0408] In some embodiments, the other active therapeutic agent may be a vaccine for the treatment or prevention of dengue, including but not limited to TetraVax-DV, Dengvaxia®, DPIV-001, TAK-003, live attenuated dengue vaccine, tetravalent dengue fever vaccine, tetravalent DNA vaccine, rDEN2delta30-7169; and DENV-1 PIV.

5. Combination Therapy for the treatment of *Filoviridae* virus infections

[0409] The compounds provided herein are also used in combination with other active therapeutic agents. For the treatment of *Filoviridae* virus infections, preferably, the other active therapeutic agent is active against *Filoviridae* virus infections, particularly Marburg virus, Ebola virus and Cueva virus infections. Non-limiting examples of these other active therapeutic agents are: ribavirin, amiodarone, dronedarone, verapamil, Ebola Convalescent

Plasma (ECP), TKM-100201, BCX4430 ((2S,3S,4R,5R)-2-(4-amino-5H-pyrrolo[3,2-d]pyrimidin-7-yl)-5-(hydroxymethyl)pyrrolidine-3,4-diol), TKM-Ebola, T-705 monophosphate, T-705 diphosphate, T-705 triphosphate, FGI-106 (1-N,7-N-bis[3-(dimethylamino)propyl]-3,9-dimethylquinolino[8,7-h]quinolone-1,7-diamine), rNAPc2, OS-2966, brincidofovir, remdesivir; RNA polymerase inhibitors, such as galidesivir, favipiravir (also known as T-705 or Avigan), JK-05; host cell factor modulators, such as GMV-006; cadherin-5/factor Ia modulators, such as FX-06; and antibodies for the treatment of Ebola, such as REGN-3470-3471-3479 and ZMapp.

[0410] Other non-limiting active therapeutic agents active against Ebola include an alpha-glucosidase 1 inhibitor, a cathepsin B inhibitor, a CD29 antagonist, a dendritic ICAM-3 grabbing nonintegrin 1 inhibitor, an estrogen receptor antagonist, a factor VII antagonist HLA class II antigen modulator, a host cell factor modulator, a Interferon alpha ligand, a neutral alpha glucosidase AB inhibitor, a niemann-Pick C1 protein inhibitor, a nucleoprotein inhibitor, a polymerase cofactor VP35 inhibitor, a Serine protease inhibitor, a tissue factor inhibitor, a TLR-3 agonist, a viral envelope glycoprotein inhibitor, and an Ebola virus entry inhibitors (NPC1 inhibitors).

[0411] In some embodiments, the other active therapeutic agent may be a vaccine for the treatment or prevention of Ebola, including but not limited to VRC-EBOADC076-00-VP, adenovirus-based Ebola vaccine, rVSV-EBOV, rVSVN4CT1-EBOVGP, MVA-BN Filo + Ad26-ZEBOV regimen, INO-4212, VRC-EBODNA023-00-VP, VRC-EBOADC069-00-VP, GamEvac-combi vaccine, SRC VB Vector, HPIV3/EboGP vaccine, MVA-EBOZ, Ebola recombinant glycoprotein vaccine, Vaxart adenovirus vector 5-based Ebola vaccine, FiloVax vaccine, GOVX-E301, and GOVX-E302.

[0412] The compounds provided herein may also be used in combination with phosphoramidate morpholino oligomers (PMOs), which are synthetic antisense oligonucleotide analogs designed to interfere with translational processes by forming base-pair duplexes with specific RNA sequences. Examples of PMOs include but are not limited to AVI-7287, AVI-7288, AVI-7537, AVI-7539, AVI-6002, and AVI-6003.

[0413] The compounds provided herein are also intended for use with general care provided to patients with *Filoviridae* viral infections, including parenteral fluids (including dextrose saline and Ringer's lactate) and nutrition, antibiotic (including metronidazole and

cephalosporin antibiotics, such as ceftriaxone and cefuroxime) and/or antifungal prophylaxis, fever and pain medication, antiemetic (such as metoclopramide) and/or antidiarrheal agents, vitamin and mineral supplements (including Vitamin K and zinc sulfate), anti-inflammatory agents (such as ibuprofen), pain medications, and medications for other common diseases in the patient population, such anti-malarial agents (including artemether and artesunate-lumefantrine combination therapy), typhoid (including quinolone antibiotics, such as ciprofloxacin, macrolide antibiotics, such as azithromycin, cephalosporin antibiotics, such as ceftriaxone, or aminopenicillins, such as ampicillin), or shigellosis.

[0414] The invention will be described in greater detail by way of specific examples. The following examples are offered for illustrative purposes and are not intended to limit the invention in any manner. Those of skill in the art will readily recognize a variety of non-critical parameters, which can be changed or modified to yield essentially the same results.

6. Combination Therapy for the treatment of *Coronaviridae* virus infections

[0415] In some embodiments, the additional therapeutic agent a 2,5-Oligoadenylate synthetase stimulator, 5-HT 2a receptor antagonist, 5-Lipoxygenase inhibitor, ABL family tyrosine kinase inhibitor, Abl tyrosine kinase inhibitor, Acetaldehyde dehydrogenase inhibitor, Acetyl CoA carboxylase inhibitor, Actin antagonist, Actin modulator, Activity-dependent neuroprotector modulator, Adenosine A3 receptor agonist, Adrenergic receptor antagonist, Adrenomedullin ligand, Adrenomedullin ligand inhibitor, Advanced glycosylation product receptor antagonist, Advanced glycosylation product receptor modulator, AKT protein kinase inhibitor, Alanine proline rich secreted protein stimulator, Aldose reductase inhibitor, Alkaline phosphatase stimulator, Alpha 2 adrenoceptor antagonist, Alpha 2B adrenoceptor agonist, AMP activated protein kinase stimulator, AMPA receptor modulator, Amyloid protein deposition inhibitor, Androgen receptor antagonist, Angiotensin II AT-1 receptor antagonist, Angiotensin II AT-2 receptor agonist, Angiotensin II receptor modulator, Angiotensin converting enzyme 2 inhibitor, Angiotensin converting enzyme 2 modulator, Angiotensin converting enzyme 2 stimulator, Angiotensin receptor modulator, Annexin A5 stimulator, Anoctamin 1 inhibitor, Anti-coagulant, Anti-histamine, Anti-hypoxic, Anti-thrombotic, AP1 transcription factor modulator, Apelin receptor agonist, APOA1 gene stimulator, Apolipoprotein A1 agonist, Apolipoprotein B antagonist, Apolipoprotein B modulator, Apolipoprotein C3 antagonist, Aryl hydrocarbon receptor agonist, Aryl

hydrocarbon receptor antagonist, ATP binding cassette transporter B5 modulator, Axl tyrosine kinase receptor inhibitor, Bactericidal permeability protein inhibitor, Basigin inhibitor, Basigin modulator, BCL2 gene inhibitor, BCL2L1 gene stimulator, Bcr protein inhibitor, Beta 1 adrenoceptor modulator, Beta 2 adrenoceptor agonist, Beta adrenoceptor agonist, Beta-arrestin stimulator, Blood clotting modulator, BMP10 gene inhibitor, BMP15 gene inhibitor, Bone morphogenetic protein-10 ligand inhibitor, Bone morphogenetic protein-15 ligand inhibitor, Bradykinin B2 receptor antagonist, Brain derived neurotrophic factor ligand, Bromodomain containing protein 2 inhibitor, Bromodomain containing protein 4 inhibitor, Btk tyrosine kinase inhibitor, C-reactive protein modulator, Ca²⁺ release activated Ca²⁺ channel 1 inhibitor, Cadherin-5 modulator, Calcium activated chloride channel inhibitor, Calcium channel modulator, Calpain-I inhibitor, Calpain-II inhibitor, Calpain-IX inhibitor, Cannabinoid CB2 receptor agonist, Cannabinoid receptor modulator, Casein kinase II inhibitor, CASP8-FADD-like regulator inhibitor, Caspase inhibitor, Catalase stimulator, CCL26 gene inhibitor, CCR2 chemokine antagonist, CCR5 chemokine antagonist, CD11a agonist, CD122 agonist, CD3 antagonist, CD4 agonist, CD40 ligand, CD40 ligand modulator, CD40 ligand receptor agonist, CD40 ligand receptor modulator, CD49d agonist, CD70 antigen modulator, CD73 agonist, CD73 antagonist, CD95 antagonist, CFTR inhibitor, CGRP receptor antagonist, Chemokine receptor-like 1 agonist, Chloride channel inhibitor, Chloride channel modulator, Cholera enterotoxin subunit B inhibitor, Cholesterol ester transfer protein inhibitor, Collagen modulator, Complement C1s subcomponent inhibitor, Complement C3 inhibitor, Complement C5 factor inhibitor, Complement C5a factor inhibitor, Complement Factor H stimulator, Complement cascade inhibitor, Complement factor C2 inhibitor, Complement factor D inhibitor, Connective tissue growth factor ligand inhibitor, Coronavirus nucleoprotein modulator, Coronavirus small envelope protein modulator, Coronavirus spike glycoprotein inhibitor, Coronavirus spike glycoprotein modulator, COVID19 envelope small membrane protein modulator, COVID19 non structural protein 8 modulator, COVID19 nucleoprotein modulator, COVID19 Protein 3a inhibitor, COVID19 replicase polyprotein 1a inhibitor, COVID19 replicase polyprotein 1a modulator, COVID19 replicase polyprotein 1ab inhibitor, COVID19 replicase polyprotein 1ab modulator, COVID19 Spike glycoprotein inhibitor, COVID19 Spike glycoprotein modulator, COVID19 structural glycoprotein modulator, CRF-2 receptor agonist, CSF-1 agonist, CSF-1 antagonist, CX3CR1 chemokine antagonist, CXC10 chemokine ligand inhibitor, CXC5

chemokine ligand inhibitor, CXCL1 gene modulator, CXCL2 gene modulator, CXCL3 gene modulator, CXCR1 chemokine antagonist, CXCR2 chemokine antagonist, CXCR4 chemokine antagonist, Cyclin D1 inhibitor, Cyclin E inhibitor, Cyclin-dependent kinase-1 inhibitor, Cyclin-dependent kinase-2 inhibitor, Cyclin-dependent kinase-5 inhibitor, Cyclin-dependent kinase-7 inhibitor, Cyclin-dependent kinase-9 inhibitor, Cyclooxygenase 2 inhibitor, Cyclooxygenase inhibitor, Cyclophilin inhibitor, Cysteine protease inhibitor, Cytochrome P450 3A4 inhibitor, Cytokine receptor antagonist, Cytotoxic T lymphocyte protein gene modulator, Cytotoxic T-lymphocyte protein-4 inhibitor, Cytotoxic T-lymphocyte protein-4 stimulator, DDX3 inhibitor, Dehydrogenase inhibitor, Dehydropeptidase-1 modulator, Deoxyribonuclease I stimulator, Deoxyribonuclease gamma stimulator, Deoxyribonuclease stimulator, Dihydroceramide delta 4 desaturase inhibitor, Dihydroorotate dehydrogenase inhibitor, Dipeptidyl peptidase I inhibitor, Dipeptidyl peptidase III inhibitor, Diuretic, DNA binding protein inhibitor, DNA methyltransferase inhibitor, Dopamine transporter inhibitor, E selectin antagonist, Ecto NOX disulfide thiol exchanger 2 inhibitor, EGFR gene inhibitor, Elongation factor 1 alpha 2 modulator, Endoplasmic modulator, Endoribonuclease DICER modulator, Endothelin ET-A receptor antagonist, Epidermal growth factor receptor antagonist, E-selectin antagonist, Estrogen receptor beta agonist, Estrogen receptor modulator, Eukaryotic initiation factor 4A-I inhibitor, Exo-alpha sialidase modulator, Exportin 1 inhibitor, Factor Ia modulator, Factor IIa modulator, Factor VII antagonist, Factor Xa antagonist, Factor XIa antagonist, FGF receptor antagonist, FGF-1 ligand, FGF-1 ligand inhibitor, FGF-2 ligand inhibitor, FGF1 receptor antagonist, FGF2 receptor antagonist, FGF3 receptor antagonist, Flt3 tyrosine kinase inhibitor, Fractalkine ligand inhibitor, Free fatty acid receptor 2 agonist, Free fatty acid receptor 3 agonist, furin inhibitors, Fyn tyrosine kinase inhibitor, FYVE finger phosphoinositide kinase inhibitor, G-protein coupled bile acid receptor 1 agonist, GABA A receptor modulator, Galectin-3 inhibitor, Gamma-secretase inhibitor, GDF agonist, Gelsolin stimulator, Glial cell neurotrophic factor ligand, Glucocorticoid receptor agonist, Glutathione peroxidase stimulator, GM-CSF ligand inhibitor, GM-CSF receptor agonist, GM-CSF receptor modulator, Griffithsin modulator, Growth regulated protein alpha ligand inhibitor, Grp78 calcium binding protein inhibitor, Heat shock protein HSP90 alpha inhibitor, Heat shock protein HSP90 beta inhibitor, Heat shock protein inhibitor, Heat shock protein stimulator, Hemagglutinin modulator, Hemoglobin modulator, Hemolysin alpha inhibitor,

Heparanase inhibitor, Heparin agonist, Hepatitis B structural protein inhibitor, Hepatitis C virus NS5B polymerase inhibitor, HIF prolyl hydroxylase inhibitor, HIF prolyl hydroxylase-2 inhibitor, High mobility group protein B1 inhibitor, Histamine H1 receptor antagonist, Histamine H2 receptor antagonist, Histone deacetylase-6 inhibitor, Histone inhibitor, HIV protease inhibitor, HIV-1 gp120 protein inhibitor, HIV-1 protease inhibitor, HIV-1 reverse transcriptase inhibitor, HLA class I antigen modulator, HLA class II antigen modulator, Host cell factor modulator, Hsp 90 inhibitor, Human papillomavirus E6 protein modulator, Human papillomavirus E7 protein modulator, Hypoxia inducible factor inhibitor gene inhibitor, Hypoxia inducible factor-2 alpha modulator, I-kappa B kinase inhibitor, I-kappa B kinase modulator, ICAM-1 stimulator, IgG receptor FcRn large subunit p51 modulator, IL-12 receptor antagonist, IL-15 receptor agonist, IL-15 receptor modulator, IL-17 antagonist, IL-18 receptor accessory protein antagonist, IL-2 receptor agonist, IL-22 agonist, IL-23 antagonist, IL-6 receptor agonist, IL-6 receptor antagonist, IL-6 receptor modulator, IL-7 receptor agonist, IL-8 receptor antagonist, IL12 gene stimulator, IL8 gene modulator, Immunoglobulin G modulator, Immunoglobulin G1 agonist, Immunoglobulin G1 modulator, Immunoglobulin agonist, Immunoglobulin gamma Fc receptor I modulator, Immunoglobulin kappa modulator, Inosine monophosphate dehydrogenase inhibitor, Insulin sensitizer, Integrin agonist, Integrin alpha-4/beta-7 antagonist, Integrin alpha-V/beta-1 antagonist, Integrin alpha-V/beta-6 antagonist, Interferon agonist, Interferon alpha 14 ligand, Interferon alpha 2 ligand, Interferon alpha 2 ligand modulator, Interferon alpha ligand, Interferon alpha ligand inhibitor, Interferon alpha ligand modulator, Interferon beta ligand, Interferon gamma ligand inhibitor, Interferon gamma receptor agonist, Interferon gamma receptor antagonist, Interferon receptor modulator, Interferon type I receptor agonist, Interleukin 17A ligand inhibitor, Interleukin 17F ligand inhibitor, Interleukin 18 ligand inhibitor, Interleukin 22 ligand, Interleukin-1 beta ligand inhibitor, Interleukin-1 beta ligand modulator, Interleukin-1 ligand inhibitor, Interleukin-2 ligand, Interleukin-29 ligand, Interleukin-6 ligand inhibitor, Interleukin-7 ligand, Interleukin-8 ligand inhibitor, IRAK-4 protein kinase inhibitor, JAK tyrosine kinase inhibitor, Jak1 tyrosine kinase inhibitor, Jak2 tyrosine kinase inhibitor, Jak3 tyrosine kinase inhibitor, Jun N terminal kinase inhibitor, Jun N terminal kinase modulator, Kallikrein modulator, Kelch like ECH associated protein 1 modulator, Kit tyrosine kinase inhibitor, KLKB1 gene inhibitor, Lactoferrin stimulator, Lanosterol-14 demethylase inhibitor, Lck tyrosine kinase inhibitor, Leukocyte Ig like receptor A4 modulator, Leukocyte elastase

inhibitor, Leukotriene BLT receptor antagonist, Leukotriene D4 antagonist, Leukotriene receptor antagonist, Listeriolysin stimulator, Liver X receptor antagonist, Low molecular weight heparin, Lung surfactant associated protein B stimulator, Lung surfactant associated protein D modulator, Lyn tyrosine kinase inhibitor, Lyn tyrosine kinase stimulator, Lysine specific histone demethylase 1 inhibitor, Macrophage migration inhibitory factor inhibitor, Mannan-binding lectin serine protease inhibitor, Mannan-binding lectin serine protease-2 inhibitor, MAO B inhibitor, MAP kinase inhibitor, MAPK gene modulator, Matrix metalloprotease modulator, Maxi K potassium channel inhibitor, MCL1 gene inhibitor, MEK protein kinase inhibitor, MEK-1 protein kinase inhibitor, Melanocortin MC1 receptor agonist, Melanocortin MC3 receptor agonist, Metalloprotease-12 inhibitor, METTL3 gene inhibitor, Moesin inhibitor, Moesin modulator, Monocyte chemotactic protein 1 ligand inhibitor, Monocyte differentiation antigen CD14 inhibitor, mRNA cap guanine N7 methyltransferase modulator, mTOR complex 1 inhibitor, mTOR complex 2 inhibitor, mTOR inhibitor, Mucolipin modulator, Muscarinic receptor antagonist, Myeloperoxidase inhibitor, NACHT LRR PYD domain protein 3 inhibitor, NAD synthase modulator, NADPH oxidase inhibitor, Neuropilin 2 modulator, Neuroplastin inhibitor, NFE2L2 gene stimulator, NK cell receptor agonist, NK1 receptor antagonist, NMDA receptor antagonist, NMDA receptor epsilon 2 subunit inhibitor, Non receptor tyrosine kinase TYK2 antagonist, Non-nucleoside reverse transcriptase inhibitor, Nuclear erythroid 2-related factor 2 stimulator, Nuclear factor kappa B inhibitor, Nuclear factor kappa B modulator, Nuclease stimulator, Nucleolin inhibitor, Nucleoprotein inhibitor, Nucleoprotein modulator, Nucleoside reverse transcriptase inhibitor, Opioid receptor agonist, Opioid receptor antagonist, Opioid receptor mu modulator, Opioid receptor sigma antagonist 1, Ornithine decarboxylase inhibitor, Outer membrane protein inhibitor, OX40 ligand, p38 MAP kinase alpha inhibitor, p38 MAP kinase inhibitor, p38 MAP kinase modulator, p53 tumor suppressor protein stimulator, Palmitoyl protein thioesterase 1 inhibitor, Papain inhibitor, PARP inhibitor, PARP modulator, PDE 10 inhibitor, PDE 3 inhibitor, PDE 4 inhibitor, PDGF receptor alpha antagonist, PDGF receptor antagonist, PDGF receptor beta antagonist, Peptidyl-prolyl cis-trans isomerase A inhibitor, Peroxiredoxin 6 modulator, PGD2 antagonist, PGI2 agonist, P-glycoprotein inhibitor, Phosphoinositide 3-kinase inhibitor, Phosphoinositide-3 kinase delta inhibitor, Phosphoinositide-3 kinase gamma inhibitor, Phospholipase A2 inhibitor, Plasma kallikrein inhibitor, Plasminogen activator inhibitor 1 inhibitor, Platelet inhibitor, Platelet glycoprotein

VI inhibitor, Polo-like kinase 1 inhibitor, Poly ADP ribose polymerase 1 inhibitor, Poly ADP ribose polymerase 2 inhibitor, Polymerase cofactor VP35 inhibitor, PPAR alpha agonist, Progesterone receptor agonist, Programmed cell death protein 1 modulator, Prolyl hydroxylase inhibitor, Prostaglandin E synthase-1 inhibitor, Protease inhibitor, Proteasome inhibitor, Protein arginine deiminase IV inhibitor, Protein tyrosine kinase inhibitor, Protein tyrosine phosphatase beta inhibitor, Protein tyrosine phosphatase-2C inhibitor, Proto-oncogene Mas agonist, Purinoceptor antagonist, Raf protein kinase inhibitor, RANTES ligand, Ras gene inhibitor, Retinoate receptor responder protein 2 stimulator, Rev protein modulator, Ribonuclease stimulator, RIP-1 kinase inhibitor, RNA helicase inhibitor, RNA polymerase inhibitor, RNA polymerase modulator, S phase kinase associated protein 2 inhibitor, SARS coronavirus 3C protease like inhibitor, Serine protease inhibitor, Serine threonine protein kinase ATR inhibitor, Serine threonine protein kinase TBK1 inhibitor, Serum amyloid A protein modulator, Signal transducer CD24 stimulator, Sodium channel stimulator, Sodium glucose transporter-2 inhibitor, Sphingosine kinase 1 inhibitor, Sphingosine kinase 2 inhibitor, Sphingosine kinase inhibitor, Sphingosine-1-phosphate receptor-1 agonist, Sphingosine-1-phosphate receptor-1 antagonist, Sphingosine-1-phosphate receptor-1 modulator, Sphingosine-1-phosphate receptor-5 agonist, Sphingosine-1-phosphate receptor-5 modulator, Spike glycoprotein inhibitor, Src tyrosine kinase inhibitor, STAT-1 modulator, STAT-3 inhibitor, STAT-5 inhibitor, STAT3 gene inhibitor, Stem cell antigen-1 inhibitor, Stimulator of interferon genes protein stimulator, Sulfatase inhibitor, Superoxide dismutase modulator, Superoxide dismutase stimulator, Syk tyrosine kinase inhibitor, T cell immunoreceptor Ig ITIM protein inhibitor, T cell receptor agonist, T cell surface glycoprotein CD28 inhibitor, T-cell differentiation antigen CD6 inhibitor, T-cell surface glycoprotein CD8 stimulator, T-cell transcription factor NFAT modulator, Tankyrase-1 inhibitor, Tankyrase-2 inhibitor, Tek tyrosine kinase receptor stimulator, Telomerase modulator, Tetanus toxin modulator, TGF beta receptor antagonist, TGFB2 gene inhibitor, Thymosin beta 4 ligand, Thyroid hormone receptor beta agonist, Tissue factor inhibitor, Tissue plasminogen activator modulator, Tissue plasminogen activator stimulator, TLR agonist, TLR modulator, TLR-2 agonist, TLR-2 antagonist, TLR-3 agonist, TLR-4 agonist, TLR-4 antagonist, TLR-6 agonist, TLR-7 agonist, TLR-7 antagonist, TLR-8 antagonist, TLR-9 agonist, TMPRSS2 gene inhibitor, TNF alpha ligand inhibitor, TNF alpha ligand modulator, TNF binding agent, TNF gene inhibitor, Topoisomerase inhibitor, Transcription factor EB stimulator, Transferrin

modulator, Transketolase inhibitor, Translocation associated protein inhibitor, Transmembrane serine protease 2 inhibitor, Transthyretin modulator, TREM receptor 1 antagonist, TRP cation channel C1 modulator, TRP cation channel C6 inhibitor, TRP cation channel V6 inhibitor, Trypsin 1 inhibitor, Trypsin 2 inhibitor, Trypsin 3 inhibitor, Trypsin inhibitor, Tubulin alpha inhibitor, Tubulin beta inhibitor, Tumor necrosis factor 14 ligand inhibitor, TYK2 gene inhibitor, Type I IL-1 receptor antagonist, Tyrosine protein kinase ABL1 inhibitor, Ubiquinol cytochrome C reductase 14 kDa inhibitor, Ubiquitin ligase modulator, Unspecified GPCR agonist, Unspecified cytokine receptor modulator, Unspecified enzyme stimulator, Unspecified gene inhibitor, Unspecified receptor modulator, Urokinase plasminogen activator inhibitor, Vascular cell adhesion protein 1 agonist, Vasodilator, VEGF ligand inhibitor, VEGF receptor antagonist, VEGF-1 receptor antagonist, VEGF-1 receptor modulator, VEGF-2 receptor antagonist, VEGF-3 receptor antagonist, Vimentin inhibitor, Vimentin modulator, VIP receptor agonist, Viral envelope protein inhibitor, Viral protease inhibitor, Viral protease modulator, Viral protein target modulator, Viral ribonuclease inhibitor, Viral structural protein modulator, Vitamin D3 receptor agonist, X-linked inhibitor of apoptosis protein inhibitor, Xanthine oxidase inhibitor, or Zonulin inhibitor.

[0416] In some embodiments, the compounds and compositions of the present disclosure may be administered in combination with a Sars-Cov-2 treatment, such as parenteral fluids (including dextrose saline and Ringer's lactate), nutrition, antibiotics (including azithromycin, metronidazole, amphotericin B, amoxicillin/clavulanate, trimethoprim/sulfamethoxazole, R-327 and cephalosporin antibiotics, such as ceftriaxone and cefuroxime), antifungal prophylaxis, fever and pain medication, antiemetic (such as metoclopramide) and/or antidiarrheal agents, vitamin and mineral supplements (including Vitamin K, vitamin D, cholecalciferol, vitamin C and zinc sulfate), anti-inflammatory agents (such as ibuprofen or steroids), corticosteroids such as dexamethasone, methylprednisolone, prednisone, mometasone, immunomodulatory medications (eg interferon), vaccines, and pain medications,.

[0417] In some embodiments, the additional therapeutic agent is an Abl tyrosine kinase inhibitor, such as radotinib or imatinib.

[0418] In some embodiments, the additional therapeutic agent is an acetaldehyde dehydrogenase inhibitor, such as ADX-629.

[0419] In some embodiments, the additional therapeutic agent is an adenosine A3 receptor agonist, such as piclidenoson.

[0420] In some embodiments, the additional therapeutic agent is an adrenomedullin ligand such as adrenomedullin.

[0421] In some embodiments, the additional therapeutic agent is a p38 MAPK + PPAR gamma agonist/insulin sensitizer such as KIN-001.

[0422] In some embodiments, the additional therapeutic agent is a PPAR alpha agonist such as DWTC-5101 (fenofibrate choline).

[0423] In some embodiments, the additional therapeutic agent is a cyclophilin inhibitor such as rencofilstat.

[0424] In some embodiments, the additional therapeutic is a p38 MAP kinase inhibitor such as PRX-201 or Gen-1124.

[0425] In some embodiments, the additional therapeutic agent is an aldose reductase inhibitor, such as caficrestat.

[0426] In some embodiments, the additional therapeutic agent is an AMPA receptor modulator, such as tranetrocin.

[0427] In some embodiments, the additional therapeutic agent is an annexin A5 stimulator, such as AP-01 or SY-005.

[0428] In some embodiments, the additional therapeutic agent is an apelin receptor agonist, such as CB-5064MM.

[0429] In some embodiments, the additional therapeutic agent is an anti-coagulant, such as heparins (heparin and low molecular weight heparin), aspirin, apixaban, dabigatran, edoxaban, argatroban, enoxaparin, or fondaparinux.

[0430] In some embodiments, the additional therapeutic agent is an androgen receptor antagonist such as bicalutamide, enzalutamide, or praxelutamide (proxalutamide).

[0431] In some embodiments, the additional therapeutic agent is anti-hypoxic, such as trans-sodium crocetinate.

[0432] In some embodiments, the additional therapeutic agent is an anti-thrombotic, such as defibrotide, rivaroxaban, alteplase, tirofiban, clopidogrel, prasugrel, bempiparin, bivalirudin, sulodexide, or tenecteplase.

[0433] In some embodiments, the additional therapeutic agent is an antihistamine, such as cloroperastine or clemastine.

[0434] In some embodiments, the additional therapeutic agent is an apolipoprotein A1 agonist, such as CER-001.

[0435] In some embodiments, the additional therapeutic agent is a phospholipase A2 inhibitor, such as icosapent ethyl.

[0436] In some embodiments, the additional therapeutic agent is an ax1 tyrosine kinase receptor inhibitor, such as bemcentinib.

[0437] In some embodiments, the additional therapeutic agent is a corticosteroid/beta 2 adrenoceptor agonist, such as budesonide + formoterol fumarate.

[0438] In some embodiments, the additional therapeutic agent is a BET bromodomain inhibitor/APOA1 gene stimulator such as apabetalone.

[0439] In some embodiments, the additional therapeutic agent is a blood clotting modulator, such as lanadelumab.

[0440] In some embodiments, the additional therapeutic agent is a bradykinin B2 receptor antagonist, such as icatibant.

[0441] In some embodiments, the additional therapeutic agent is an EGFR gene inhibitor/Btk tyrosine kinase inhibitor, such as abivertinib.

[0442] In some embodiments, the additional therapeutic agent is a Btk tyrosine kinase inhibitor, such as ibrutinib or zanubrutinib.

[0443] In some embodiments, the additional therapeutic agent is a calpain-I/II/IX inhibitor, such as BLD-2660.

[0444] In some embodiments, the additional therapeutic agent is a cannabinoid CB2 receptor agonist, such as onternabez or PPP-003.

[0445] In some embodiments, the additional therapeutic agent is a Ca²⁺ release activated Ca²⁺ channel 1 inhibitor, such as zegocractin (CM-4620).

[0446] In some embodiments, the additional therapeutic agent is an ATR inhibitor, such as berzosertib.

[0447] In some embodiments, the additional therapeutic agent is a cadherin-5 modulator, such as FX-06.

[0448] In some embodiments, the additional therapeutic agent is a casein kinase II inhibitor, such as silmitasertib.

[0449] In some embodiments, the additional therapeutic agent is a caspase inhibitor, such as emricasan.

[0450] In some embodiments, the additional therapeutic agent is a catalase stimulator/superoxide dismutase stimulator, such as MP-1032.

[0451] In some embodiments, the additional therapeutic agent is a CCR2 chemokine antagonist/ CCR5 chemokine antagonist such as cenicriviroc.

[0452] In some embodiments, the additional therapeutic agent is a CCR5 chemokine antagonist, such as maraviroc or leronlimab.

[0453] In some embodiments, the additional therapeutic agent is a CD122 agonist/IL-2 receptor agonist, such as bempegaldesleukin.

[0454] In some embodiments, the additional therapeutic agent is a CD73 agonist/interferon beta ligand, such as FP-1201.

[0455] In some embodiments, the additional therapeutic agent is a cholesterol ester transfer protein inhibitor, such as dalcetrapib.

[0456] In some embodiments, the additional therapeutic agent is a Mannan-binding lectin serine protease/complement C1s subcomponent inhibitor/myeloperoxidase inhibitor, such as RLS-0071.

[0457] In some embodiments, the additional therapeutic agent is a complement C5 factor inhibitor/ leukotriene BLT receptor antagonist, such as nomacopan.

[0458] In some embodiments, the additional therapeutic agent is a complement C5 factor inhibitor, such as eculizumab, STSA-1002, zilucoplan.

[0459] In some embodiments, the additional therapeutic agent is a CXCR4 chemokine antagonist, such as plerixafor or motixafortide.

[0460] In some embodiments, the additional therapeutic agent is a cytochrome P450 3A4 inhibitor/ peptidyl-prolyl cis-trans isomerase A inhibitor, such as alisporivir.

[0461] In some embodiments, the additional therapeutic agent is a cysteine protease inhibitor, such as SLV-213.

[0462] In some embodiments, the additional therapeutic agent is a dihydroorotate dehydrogenase inhibitor, such as Meds-433, brequinar, RP-7214, or emvododstat.

[0463] In some embodiments, the additional therapeutic agent is a dehydropeptidase-1 modulator, such as Metablok.

[0464] In some embodiments, the additional therapeutic agent is a dihydroorotate dehydrogenase inhibitor/IL-17 antagonist, such as vidofludimus.

[0465] In some embodiments, the additional therapeutic agent is a diuretic, such as an aldosterone antagonist, such as spironolactone.

[0466] In some embodiments, the additional therapeutic agent is a deoxyribonuclease I stimulator, such as GNR-039 or dornase alfa.

[0467] In some embodiments, the additional therapeutic agent is a NET inhibitor, such as NTR-441.

[0468] In some embodiments, the additional therapeutic agent is a dihydroceramide delta 4 desaturase inhibitor/sphingosine kinase 2 inhibitor, such as opaganib.

[0469] In some embodiments, the additional therapeutic agent is a DNA methyltransferase inhibitor, such as azacytidine.

[0470] In some embodiments, the additional therapeutic agent is an LXR antagonist, such as larsucoesterol.

[0471] In some embodiments, the additional therapeutic agent is a dipeptidyl peptidase I inhibitor, such as brensocatib.

[0472] In some embodiments, the additional therapeutic agent is a protein arginine deiminase IV inhibitor, such as JBI-1044.

[0473] In some embodiments, the additional therapeutic agent is an elongation factor 1 alpha 2 modulator, such as plitidepsin.

[0474] In some embodiments, the additional therapeutic agent is a eukaryotic initiation factor 4A-I inhibitor, such as zotatifin.

[0475] In some embodiments, the additional therapeutic agent is an exo-alpha sialidase modulator, such as DAS-181.

[0476] In some embodiments, the additional therapeutic agent is an exportin 1 inhibitor, such as selinexor.

[0477] In some embodiments, the additional therapeutic agent is a fractalkine ligand inhibitor, such as KAND-567.

[0478] In some embodiments, the additional therapeutic agent is a FYVE finger phosphoinositide kinase inhibitor/IL-12 receptor antagonist/IL-23 antagonist, such as apilimod dimesylate.

[0479] In some embodiments, the additional therapeutic agent is a GABA A receptor modulator, such as brexanolone.

[0480] In some embodiments, the additional therapeutic agent is a glucocorticoid receptor agonist, such as ciclesonide, hydrocortisone, dexamethasone, dexamethasone phosphate, or 101-PGC-005.

[0481] In some embodiments, the additional therapeutic agent is a GM-CSF receptor agonist, such as sargramostim.

[0482] In some embodiments, the additional therapeutic agent is a GPCR agonist, such as esuberaprost sodium.

[0483] In some embodiments, the additional therapeutic agent is a Griffithsin modulator, such as Q-Griffithsin.

[0484] In some embodiments, the additional therapeutic agent is a leukotriene D4 antagonist, such as montelukast.

[0485] In some embodiments, the additional therapeutic agent is a histamine H1 receptor antagonist, such as ebastine, tranilast, levocetirizine dihydrochloride.

[0486] In some embodiments, the additional therapeutic agent is a histamine H2 receptor antagonist, such as famotidine.

[0487] In some embodiments, the additional therapeutic agent is a heat shock protein stimulator/insulin sensitizer/PARP inhibitor, such as BGP-15.

[0488] In some embodiments, the additional therapeutic agent is a histone inhibitor, such as STC-3141.

[0489] In some embodiments, the additional therapeutic agent is a histone deacetylase-6 inhibitor, such as CKD-506.

[0490] In some embodiments, the additional therapeutic agent is a HIF prolyl hydroxylase-2 inhibitor, such as desidustat.

[0491] In some embodiments, the additional therapeutic agent is an HIF prolyl hydroxylase inhibitor, such as vadadustat.

[0492] In some embodiments, the additional therapeutic agent is an IL-8 receptor antagonist, such as reparixin.

[0493] In some embodiments, the additional therapeutic agent is an IL-7 receptor agonist, such as CYT-107.

[0494] In some embodiments, the additional therapeutic agent is an IL-7 receptor agonist/interleukin-7 ligand, such as efineptakin alfa.

[0495] In some embodiments, the additional therapeutic agent is an IL-22 agonist, such as efmarodocokin alfa.

[0496] In some embodiments, the additional therapeutic agent is an IL-22 agonist/interleukin 22 ligand, such as F-652.

[0497] In some embodiments, the additional therapeutic agent is targeted to IL-33, such as tozorakimab.

[0498] In some embodiments, the additional therapeutic is an IL-15 agonist such as nogapendekin alfa.

[0499] In some embodiments, the additional therapeutic agent is an integrin alpha-V/beta-1 antagonist/ integrin alpha-V/beta-6 antagonist, such as bexotegrast.

[0500] In some embodiments, the additional therapeutic agent is an interferon alpha 2 ligand, such as interferon alfa-2b or Virafin.

[0501] In some embodiments, the additional therapeutic agent is an interferon beta ligand, such as interferon beta-1a follow-on biologic, interferon beta-1b, or SNG-001.

[0502] In some embodiments, the additional therapeutic agent is an interferon receptor modulator, such as peginterferon lambda-1a.

[0503] In some embodiments, the additional therapeutic agent is an interleukin-2 ligand, such as aldesleukin.

[0504] In some embodiments, the additional therapeutic agent is an IRAK-4 protein kinase inhibitor, such as zimlovisertib.

[0505] In some embodiments, the additional therapeutic agent is a JAK inhibitor, for example the additional therapeutic agent is baricitinib, filgotinib, jaktinib, tofacitinib, or nezulcitinib (TD-0903).

[0506] In some embodiments, the additional therapeutic agent is a neutrophil elastase inhibitor, such as alvelestat.

[0507] In some embodiments, the additional therapeutic agent is a lung surfactant associated protein D modulator, such as AT-100.

- [0508] In some embodiments, the additional therapeutic agent is a plasma kallikrein inhibitor, such as donidalorsen.
- [0509] In some embodiments, the additional therapeutic agent is a lysine specific histone demethylase 1/MAO B inhibitor, such as vafidemstat.
- [0510] In some embodiments, the additional therapeutic agent is a Mannan-binding lectin serine protease inhibitor, such as conestat alfa.
- [0511] In some embodiments, the additional therapeutic agent is a maxi K potassium channel inhibitor, such as ENA-001.
- [0512] In some embodiments, the additional therapeutic agent is a MEK protein kinase inhibitor, such as zapnometinib.
- [0513] In some embodiments, the additional therapeutic agent is a MEK-1 protein kinase inhibitor/Ras gene inhibitor, such as antroquinonol.
- [0514] In some embodiments, the additional therapeutic agent is a melanocortin MC1 receptor agonist, such as PL-8177.
- [0515] In some embodiments, the additional therapeutic agent is a melanocortin MC1/MC3 receptor agonist, such as resomelagon acetate.
- [0516] In some embodiments, the additional therapeutic agent is a matrix metalloprotease-12 inhibitor, such as FP-025.
- [0517] In some embodiments, the additional therapeutic agent is a NACHT LRR PYD domain protein 3 inhibitor, such as dapansutrole, DFV-890, or ZYIL-1.
- [0518] In some embodiments, the additional therapeutic agent is a NADPH oxidase inhibitor, such as isuzinaxib.
- [0519] In some embodiments, the additional therapeutic agent is a neuropilin 2 modulator, such as efzofitimod.
- [0520] In some embodiments, the additional therapeutic agent is an NK1 receptor antagonist, such as aprepitant or tradipitant.

- [0521] In some embodiments, the additional therapeutic agent is an NMDA receptor antagonist, such as transcrocetin or ifenprodil.
- [0522] In some embodiments, the additional therapeutic agent is a nuclear factor kappa B inhibitor/p38 MAP kinase inhibitor, such as zenuzolac.
- [0523] In some embodiments, the additional therapeutic agent is an ornithine decarboxylase inhibitor, such as eflornithine.
- [0524] In some embodiments, the additional therapeutic agent is an opioid receptor sigma antagonist 1, such as MR-309.
- [0525] In some embodiments, the additional therapeutic agent is a PGD2 antagonist, such as asapiprant.
- [0526] In some embodiments, the additional therapeutic agent is a PDGF receptor antagonist/ TGF beta receptor antagonist/ p38 MAP kinase inhibitor, such as deupirfenidone.
- [0527] In some embodiments, the additional therapeutic agent is a phospholipase A2 inhibitor, such as varespladib methyl.
- [0528] In some embodiments, the additional therapeutic agent is a phosphoinositide 3-kinase inhibitor/ mTOR complex inhibitor, such as dactolisib.
- [0529] In some embodiments, the additional therapeutic agent is a mTOR inhibitor, such as sirolimus.
- [0530] In some embodiments, the additional therapeutic agent is a phosphoinositide-3 kinase delta/gamma inhibitor, such as duvelisib.
- [0531] In some embodiments, the additional therapeutic agent is a plasminogen activator inhibitor 1 inhibitor, such as TM-5614.
- [0532] In some embodiments, the additional therapeutic agent is a protein tyrosine phosphatase beta inhibitor, such as razuprotafib.
- [0533] In some embodiments, the additional therapeutic agent is a RIP-1 kinase inhibitor, such as DNL-758 or SIR-0365.

[0534] In some embodiments, the additional therapeutic agent is a Rev protein modulator, such as obefazimod.

[0535] In some embodiments, the additional therapeutic agent is an S phase kinase associated protein 2 inhibitor, such as niclosamide, SCAI-502 or DWRX-2003.

[0536] In some embodiments, the additional therapeutic agent is a signal transducer CD24 stimulator, such as EXO-CD24.

[0537] In some embodiments, the additional therapeutic agent is a sodium glucose transporter-2 inhibitor, such as dapagliflozin propanediol.

[0538] In some embodiments, the additional therapeutic agent is a sodium channel stimulator, such as solnatide.

[0539] In some embodiments, the additional therapeutic agent is a sphingosine-1-phosphate receptor-1 agonist/sphingosine-1-phosphate receptor-5 agonist, such as ozanimod.

[0540] In some embodiments, the additional therapeutic agent is a non-steroidal anti-inflammatory drug, such as Ampion.

[0541] In some embodiments, the additional therapeutic agent is a superoxide dismutase stimulator, such as avasopasem manganese.

[0542] In some embodiments, the additional therapeutic agent is a Syk tyrosine kinase inhibitor, such as fostamatinib disodium.

[0543] In some embodiments, the additional therapeutic agent is a Tie2 tyrosine kinase receptor agonist, such as AV-001.

[0544] In some embodiments, the additional therapeutic agent is a TGFB2 gene inhibitor, such as trabedersen.

[0545] In some embodiments, the additional therapeutic agent is a tissue factor inhibitor, such as AB-201.

[0546] In some embodiments, the additional therapeutic agent is a TLR-3 agonist, such as rintatolimod.

[0547] In some embodiments, the additional therapeutic agent is a TLR-4 antagonist, such as ApTLR-4FT, EB-05, or eritoran.

[0548] In some embodiments, the additional therapeutic agent is a TLR-7/8 antagonist, such as enpatoran.

[0549] In some embodiments, the additional therapeutic agent is a TLR-2/6 agonist, such as INNA-051.

[0550] In some embodiments, the additional therapeutic agent is a TLR-7 agonist, such as PRTX-007 or APR-002.

[0551] In some embodiments, the additional therapeutic agent is a TLR agonist, such as PUL-042.

[0552] In some embodiments, the additional therapeutic agent is a TLR-4 agonist, such as REVTx-99.

[0553] In some embodiments, the additional therapeutic agent is a TLR-2/4 antagonist, such as VB-201.

[0554] In some embodiments, the additional therapeutic agent is a TNF alpha ligand inhibitor, such as pegipanermin.

[0555] In some embodiments, the additional therapeutic agent is a type I IL-1 receptor antagonist, such as anakinra.

[0556] In some embodiments, the additional therapeutic agent is a TREM receptor 1 antagonist, such as nangibotide.

[0557] In some embodiments, the additional therapeutic agent is a trypsin inhibitor, such as ulinastatin.

[0558] In some embodiments, the additional therapeutic agent is a tubulin inhibitor such as sabizabulin, CCI-001, PCNT-13, CR-42-24, albendazole, entasobulin, SAR-132885, or ON-24160.

[0559] In some embodiments, the additional therapeutic agent is a VIP receptor agonist, such as aviptadil.

[0560] In some embodiments, the additional therapeutic agent is a xanthine oxidase inhibitor, such as oxypurinol.

[0561] In some embodiments, the additional therapeutic agent is a vasodilator, such as iloprost, epoprostenol (VentaProst), zavegepant, TXA-127, USB-002, ambrisentan, nitric oxide nasal spray (NORS), pentoxifylline, propranolol, RESP301, sodium nitrite, or dipyridamole.

[0562] In some embodiments, the additional therapeutic agent is a vitamin D3 receptor agonist, such as cholecalciferol.

[0563] In some embodiments, the additional therapeutic agent is a zonulin inhibitor, such as larazotide acetate.

[0564] In some embodiments, the additional therapeutic agent is a synthetic retinoid derivative, such as fenretinide.

[0565] In some embodiments, the additional therapeutic agent is a glucose metabolism inhibitor such as WP-1122 or WP-1096.

[0566] In some embodiments, the additional therapeutic agent is adalimumab, AT-H201, 2-deoxy-D-glucose, AD-17002, AIC-649, AMTX-100, astodrimer, AZD-1656, belapectin, bitespiramycin, bucillamine, budesonide, CNM-AgZn-17, Codivir, CT-38, danicopan, didodecyl methotrexate, DW-2008S (DW-2008), EDP-1815, EG-009A, Fabencov, Gamunex, genistein, GLS-1200, hzVSF-v13, imidazolyl ethanamide pentandioic acid, IMM-101, MAS-825, MRG-001, Nasitrol, Nylexa, olverembatinib, OP-101, OPN-019, Orynotide rhesus theta defensin-1, pyronaridine + artesunate, dapson, RPH-104, sodium pyruvate, Sulforadex, tafenoquine, TB-006, telacebec, Tempol, TL-895, thimesoral, trimodulin, XC-221, XC-7, zunsemetinib, metformin glycinate, lucinactant, EOM-613, mosedipimod, ivermectin, leflunomide, ibudilast, RBT-9, raloxifene, prothione, gemcabene, or idronoxil.

[0567] In some embodiments, the additional therapeutic agent is a CD73 antagonist, such as AK-119.

[0568] In some embodiments, the additional therapeutic agent is a CD95 protein fusion, such as asunercept.

- [0569] In some embodiments, the additional therapeutic agent is a complement factor C2 modulator, such as ARGX-117.
- [0570] In some embodiments, the additional therapeutic agent is a complement C3 inhibitor, such as AMY-101 or NGM-621.
- [0571] In some embodiments, the additional therapeutic agent is a CXC10 chemokine ligand inhibitor, such as EB-06.
- [0572] In some embodiments, the additional therapeutic agent is a cytotoxic T-lymphocyte protein-4 fusion protein, such as abatacept.
- [0573] In some embodiments, the additional therapeutic agent is an anti-S. Aureus antibody, such as tosatoxumab.
- [0574] In some embodiments, the additional therapeutic agent is an anti-LPS antibody, such as IMM-124-E.
- [0575] In some embodiments, the additional therapeutic agent is an adrenomedullin ligand inhibitor, such as enibarcimab.
- [0576] In some embodiments, the additional therapeutic agent is a basigin inhibitor, such as meplazumab.
- [0577] In some embodiments, the additional therapeutic agent is a CD3 antagonist, such as foralumab.
- [0578] In some embodiments, the additional therapeutic agent is a connective tissue growth factor ligand inhibitor, such as PRS-220, pamrevlumab.
- [0579] In some embodiments, the additional therapeutic agent is a complement C5a factor inhibitor, such as BDB-1 or vilobelimab.
- [0580] In some embodiments, the additional therapeutic agent is a complement C5 factor inhibitor, such as ravulizumab.
- [0581] In some embodiments, the additional therapeutic agent is a mannan-binding lectin serine protease-2 inhibitor, such as narsoplimab.

[0582] In some embodiments, the additional therapeutic agent is a GM-CSF modulator, such as STSA-1005, gimsilumab, namilumab, plonmarlimab, otilimab, or lenzilumab.

[0583] In some embodiments, the additional therapeutic agent is a heat shock protein inhibitor/IL-6 receptor antagonist, such as siltuximab.

[0584] In some embodiments, the additional therapeutic agent is an IL-6 receptor antagonist, such as clazakizumab, levilimab, olokizumab, tocilizumab, or sirukumab.

[0585] In some embodiments, the additional therapeutic agent is an IL-8 receptor antagonist, such as BMS-986253.

[0586] In some embodiments, the additional therapeutic agent is an interleukin-1 beta ligand inhibitor, such as canakinumab.

[0587] In some embodiments, the additional therapeutic agent is an interferon gamma ligand inhibitor, such as emapalumab.

[0588] In some embodiments, the additional therapeutic agent is an anti-ILT7 antibody, such as daxdilimab.

[0589] In some embodiments, the additional therapeutic agent is a monocyte differentiation antigen CD14 inhibitor, such as atibuclimab.

[0590] In some embodiments, the additional therapeutic agent is a plasma kallikrein inhibitor, such as lanadelumab.

[0591] In some embodiments, the additional therapeutic agent is a platelet glycoprotein VI inhibitor, such as glenzocimab.

[0592] In some embodiments, the additional therapeutic agent is a T-cell differentiation antigen CD6 inhibitor, such as itolizumab.

[0593] In some embodiments, the additional therapeutic agent is a TNF alpha ligand inhibitor/TNF binding agent, such as infliximab.

[0594] In some embodiments, the additional therapeutic agent is an anti-LIGHT antibody, such as AVTX-002.

[0595] In some embodiments, the additional therapeutic agent is IMC-2 (valacyclovir + celecoxib), or AXA-1125.

[0596] In some embodiments, the additional therapeutic agent is COVID-HIG.

[0597] In some embodiments, a compound of the disclosure, or a pharmaceutically acceptable salt thereof, is co-administered with one or more agents useful for the treatment and/or prophylaxis of COVID-19.

[0598] Non-limiting examples of such agents include corticosteroids, such as dexamethasone, hydrocortisone, methylprednisolone, or prednisone; interleukin-6 (IL-6) receptor blockers, such as tocilizumab or sarilumab; Janus kinase (JAK) inhibitors, such as baricitinib, ruxolitinib, or tofacitinib; and antiviral agents, such as molnupiravir, sotrovimab, or remdesivir.

[0599] In further embodiments, a compound of the disclosure, or a pharmaceutically acceptable salt thereof, is co-administered with two or more agents useful for the treatment of COVID-19. Agents useful for the treatment and/or prophylaxis of COVID-19 include but are not limited to a compound of the disclosure and two additional therapeutic agents, such as nirmatrelvir and ritonavir, casirivimab and imdevimab, or ruxolitinib and tofacitinib.

[0600] In some embodiments, the additional therapeutic agent is an antiviral agent. In some embodiments, the antiviral agent is an entry inhibitor. In some embodiments, the antiviral agent is a protease inhibitor. In some embodiments, the antiviral agent is an RNA polymerase inhibitor. In some embodiments, the additional therapeutic agent is an RNA-dependent RNA polymerase (RdRp) inhibitor.

[0601] In some embodiments, the antiviral agent is selected from angiotensin converting enzyme 2 inhibitors, angiotensin converting enzyme 2 modulators, angiotensin converting enzyme 2 stimulators, angiotensin II AT-2 receptor agonists, angiotensin II AT-2 receptor antagonists, angiotensin II receptor modulators, coronavirus nucleoprotein modulators, coronavirus small envelope protein modulators, coronavirus spike glycoprotein inhibitors, coronavirus spike glycoprotein modulators, SARS-CoV-2 envelope small membrane protein inhibitors, SARS-CoV-2 envelope small membrane protein modulators, SARS-CoV-2 MPro inhibitors, SARS-CoV-2 non structural protein 8 modulators, SARS-CoV-2 nucleoprotein inhibitors, SARS-CoV-2 nucleoprotein modulators, SARS-CoV-2 protein 3a inhibitors,

SARS-CoV-2 replicase polyprotein 1a inhibitors, SARS-CoV-2 replicase polyprotein 1a modulators, SARS-CoV-2 replicase polyprotein 1ab inhibitors, SARS-CoV-2 replicase polyprotein 1ab modulators, SARS-CoV-2 spike glycoprotein inhibitors, SARS-CoV-2 spike glycoprotein modulators, SARS-CoV-2 structural glycoprotein modulators, papain inhibitors, protease inhibitors, protease modulators, RNA polymerase inhibitors, RNA polymerase modulators, RNA-dependent RNA polymerase (RdRp) inhibitors, SARS coronavirus 3C protease like inhibitors, SARS-CoV-2 nsp14 methyltransferase enzyme inhibitor, 3CLpro/Mpro inhibitors, serine protease inhibitors, transmembrane serine protease 2 inhibitors, transmembrane serine protease 2 modulators, viral envelope protein inhibitors, viral protease inhibitors, viral protease modulators, viral protein target modulators, viral ribonuclease inhibitors, and viral structural protein modulators.

[0602] In some embodiments, the additional therapeutic agent is an entry inhibitor. For example, in some embodiments the additional therapeutic agent is an ACE2 inhibitor, a fusion inhibitor, or a protease inhibitor.

[0603] In some embodiments, the additional therapeutic agent is an angiotensin converting enzyme 2 inhibitor, such as SBK-001.

[0604] In some embodiments, the additional therapeutic agent is an angiotensin converting enzyme 2 modulator, such as neumifil or JN-2019.

[0605] In some embodiments, the additional therapeutic agent is an entry inhibitor such as MU-UNMC-1.

[0606] In some embodiments, the additional therapeutic agent is an angiotensin converting enzyme 2 stimulator, such as alunacedase alfa.

[0607] In some embodiments, the additional therapeutic agent is an angiotensin II AT-2 receptor agonist, such as VP-01.

[0608] In some embodiments, the additional therapeutic agent is an ACE II receptor antagonist, such as DX-600.

[0609] In some embodiments, the additional therapeutic agent is an angiotensin II receptor modulator, such as TXA-127.

[0610] In some embodiments, the additional therapeutic agent is a transmembrane serine protease 2 modulator, such as BC-201.

[0611] In some embodiments, the additional therapeutic agent is a viral envelope protein inhibitor, such as MXB-9 or MXB-004.

[0612] In some embodiments, the additional therapeutic agent is a RNAi agent such as ARO-COV or SNS-812.

[0613] In some embodiments, the additional therapeutic agent is a vaccine. For example, in some embodiments, the additional therapeutic agent is a DNA vaccine, RNA vaccine, live-attenuated vaccine, inactivated vaccine (i.e., inactivated SARS-CoV-2 vaccine), therapeutic vaccine, prophylactic vaccine, protein-based vaccine, viral vector vaccine, cellular vaccine, or dendritic cell vaccine.

[0614] In some embodiments, the additional therapeutic agent is a vaccine such as tozinameran, NVX-CoV2373, elasomeran, KD-414, Ad26.COV2-S, Vaxzevria, SCB-2019, AKS-452, VLA-2001, HDT-301, S-268019, MVC-COV1901, mRNA-1273.214, mRNA-1273.213, mRNA-1273.222, NVX-CoV2515, Covaxin, BBIBP-CoV, GBP-510, mRNA-1273.351 + mRNA-1273.617 (SARS-CoV-2 multivalent mRNA vaccine, COVID-19), Ad5-nCoV, Omicron-based COVID-19 vaccine (mRNA vaccine, COVID-19), mRNA-1073, mRNA-1273.214, mRNA-1230, mRNA-1283, Omicron-based COVID-19 vaccine, SARS-CoV-2 Protein Subunit Recombinant Vaccine, Sputnik M, ZyCoV-D, COVID-19 XWG-03, mRNA-1273.529, mRNA-1010, CoronaVac, AZD-2816, Sputnik V, inactivated SARS-CoV-2 vaccine (Vero cell, COVID-19), DS-5670, PHH-1V, INO-4800, UB-612, coronavirus vaccine (whole-virion, inactivated/purified), ReCOV, MT-2766, ARCT-154, SP-0253, CORBEVAX, mRNA-1273.211, ZF-2001, Sputnik Light, recombinant protein vaccine (COVID-19/SARS-CoV-2 infection), VSV vector-based vaccine targeting spike glycoprotein (COVID-19), VLA-2101, GRT-R912, GRAd-COV2, VPM-1002, COViran Barekat, Ad5-nCoV-IH, ARCoV, Covax-19, recombinant SARS-CoV-2 vaccine (protein subunit/CHO cell, COVID-19), BBV-154, RAZI Cov Pars, COVID-19 vaccine (inactivated/Vero cells/intramuscular, SARS-CoV-2 infection), COVID-19 vaccine (inactivated, Vero cells/intramuscular), BNT-162b2s01, BNT-162b4, BNT-162b5, BNT-162b2 Omi, BNT-162b2 bivalent, CIGB-66, mRNA-1273.617, Mycobacterium w, ERUCOV-VAC, AG-0301-COVID19, fakhravac, AV-COVID-19, peptide vaccine (COVID-19), Nanocovax, SARS-

CoV-2 vaccine (inactivated/Vero cells/intramuscular, COVID-19), QAZCOVID-IN, S-875670 nasal vaccine, VTP-500, or BNT162b5.

[0615] In some embodiments, the additional therapeutic agent is a protease inhibitor. For example, in some embodiments the additional therapeutic agent is a 3C-like cysteine protease inhibitor (3CLpro, also called Main protease, Mpro), a papain-like protease inhibitor (PLpro), serine protease inhibitor, or transmembrane serine protease 2 inhibitor (TMPRSS2).

[0616] In some embodiments, the additional therapeutic agent is a 3CLpro/Mpro inhibitor, such as CDI-873, GC-373, GC-376, PBI-0451, UCI-1, bofutrelvir (FB-2001, DC-402234), DC-402267, GDI-4405, RAY-1216, MPI-8, SH-879, SH-580, EDP-235, VV-993, CDI-988, MI-30, nirmatrelvir, ensitrelvir, ASC-11, EDDC-2214, SIM-0417, CDI-45205, COR-803, ALG-097111, TJC-642, CVD-0013943, eravacycline, cynarine, or prexasertib.

[0617] In some embodiments, the additional therapeutic agent is a papain-like protease inhibitor (PLpro), such as SBFM-PL4 or GRL-0617.

[0618] In some embodiments, the additional therapeutic agent is a SARS-CoV-2 helicase Nsp13 inhibitor, such as EIS-4363.

[0619] In some embodiments, the additional therapeutic agent is a SARS-CoV-2 helicase Nsp14 inhibitor, such as TO-507.

[0620] In some embodiments, the additional therapeutic agent is a SARS-CoV-2 spike (S) and protease modulator, such as ENU-200.

[0621] In some embodiments, the additional therapeutic agent is a protease inhibitor, such as ALG-097558 or MRX-18.

[0622] In some embodiments, the additional therapeutic agent is a serine protease inhibitor, such as upamostat, nafamostat, camostat mesylate, nafamostat mesylate, or camostat.

[0623] In some embodiments, the additional therapeutic agent is a 3CLpro/transmembrane serine protease 2 inhibitor, such as SNB-01 (pentarlandir) or SNB-02.

[0624] In some embodiments, the additional therapeutic agent is a viral protease inhibitor, such as Pan-Corona, Cov-X, or bepridil.

[0625] In some embodiments, the additional therapeutic agent is an RNA polymerase inhibitor. For example, in some embodiments, the additional therapeutic agent is an RNA polymerase inhibitor, or an RNA-dependent RNA polymerase (RdRp) inhibitor.

[0626] In some embodiments, the additional therapeutic agent is an RNA-dependent RNA polymerase (RdRp) inhibitor, such as remdesivir, NV-CoV-2-R, NV-CoV-1 encapsulated remdesivir, GS-621763, GS-5245, GS-441524, DEP remdesivir, ATV-006, VV-116, LGN-20, CMX-521 and compounds disclosed in WO2022142477, WO2021213288, WO2022047065.

[0627] In some embodiments, the additional therapeutic agent is an RNA polymerase inhibitor, such as molnupiravir (EIDD-2801), favipiravir, bemnifosbuvir, sofosbuvir, ASC-10, or galidesivir.

[0628] In some embodiments, the additional therapeutic agent is viral entry inhibitor, such as brilacidin.

[0629] In some embodiments, the additional therapeutic agent is an antibody that binds to a coronavirus, for example an antibody that binds to SARS or MERS.

[0630] In some embodiments, the additional therapeutic agent is an antibody, for example a monoclonal antibody. For example, the additional therapeutic agent is an antibody against SARS-CoV-2, neutralizing nanobodies, antibodies that target the SARS-CoV-2 spike protein, fusion proteins, multispecific antibodies, and antibodies that can neutralize SARS-CoV-2 (SARS-CoV-2 neutralizing antibodies).

[0631] In some embodiments, the additional therapeutic agent is an antibody that targets specific sites on ACE2. In some embodiments, the additional therapeutic agent is a polypeptide targeting SARS-CoV-2 spike protein (S-protein).

[0632] In some embodiments, the additional therapeutic agent is a SARS-CoV-2 virus antibody.

[0633] In some embodiments, the antibody is ABBV-47D11, COVI-GUARD (STI-1499), C144-LS + C135-LS, DXP-604, JMB-2002, LY-CovMab, bamlanivimab (LY-CoV555), GIGA-2050, IBI-314, S309, SAB-185, etesevimab (CB6), COR-101, JS016, VNAR, VIR-

7832 and/or sotrovimab (VIR-7831), casirivimab + imdevimab (REGN-COV2 or REGN10933 + RGN10987), BAT2020, BAT2019, 47D11, YBSW-015, or PA-001.

[0634] In some embodiments, the additional therapeutic agent is STI-9199 (COVI-SHIELD), STI-9167 or AR-701 (AR-703 and AR-720).

[0635] In some embodiments, the additional therapeutic agent is BR11-196, BR11-198, ADG-10, adintrevimab (ADG-20), ABP-300, BA-7208, BI-767551, BHV-1200, CT-P63, JS-026, sotrovimab (GSK-4182136), tixagevimab + cilgavimab (AZD-7442), regdanvimab, SAB-301, AOD-01, plitavimab (COVI-AMG), 9MW-3311 (MW-33), DXP-593, BSVEQAb, anti-SARS-CoV-2 IgY, COVID-EIG, CSL-760, F-61, REGN-3048-3051, SARS-CoV-2 monoclonal antibodies (COVID-19, ADM-03820), enuzovimab (HFB-30132A), INM-005, SCTA01, TY-027, XAV-19, amubarvimab + romlusevimab, SCTA-01, bebtelovimab, beludavimab, IBI-O123, IGM-6268, FYB-207, FS-2101, RBT-0813, REGN-14256, REGN-14284, SPKM-001, XVR-011, TB202-3, TB181-36, TB339-031, LMN-301, LQ-050, COVAB-36, MAD-0004J08, STI-2099, TATX-03, TZLS-501, ZCB-11 or ACV-200-17.

[0636] In some embodiments, the additional therapeutic agent is an engineered ACE-2-IgG1-Fc-fusion protein targeting SARS-Cov-2 RBD, such as EU-129, bivalent ACE2-IgG Fc null fusion protein (SI-F019).

[0637] In some embodiments, the additional therapeutic agent is an ACE2-Fc receptor fusion protein, such as HLX-71.

[0638] In some embodiments, the additional therapeutic agent is ensovibep.

[0639] In some embodiments, the additional therapeutic agent is SYZJ-001.

[0640] In some embodiments, the additional therapeutic agent is an HIV-1 protease inhibitor, such as ASC-09F (ASC-09 + ritonavir) or lopinavir + ritonavir.

[0641] In some embodiments, the additional therapeutic agent is a non-nucleoside reverse transcriptase inhibitor, such as elsulfavirine.

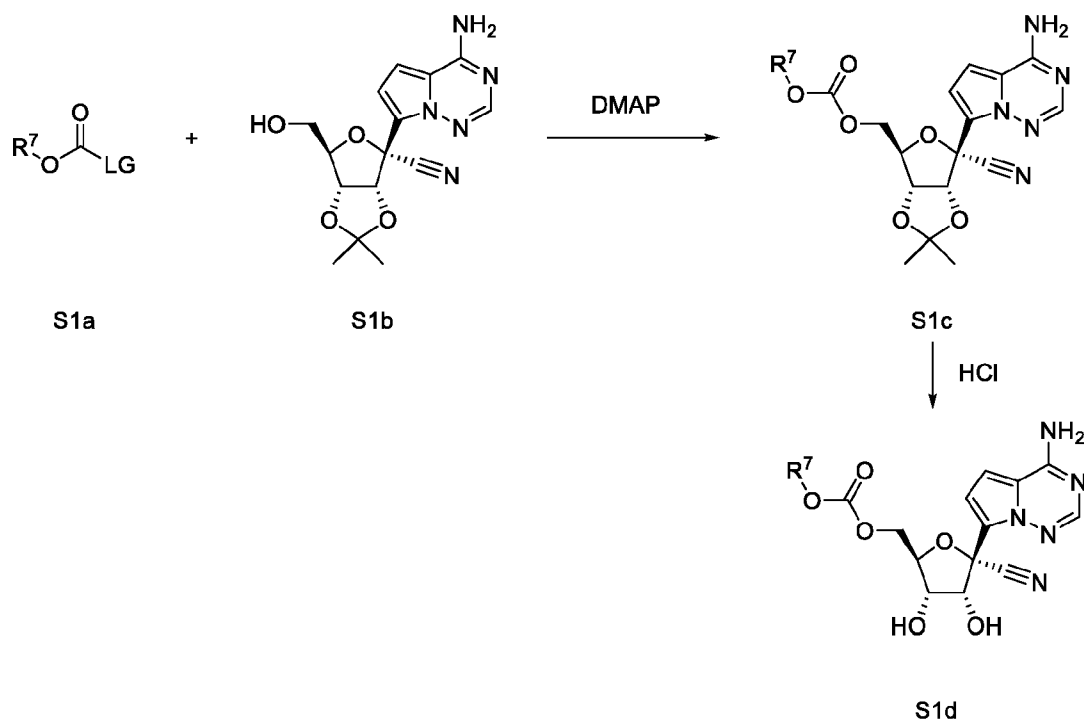
[0642] In some embodiments, the additional therapeutic agent is a nucleoside reverse transcriptase inhibitor, such as azvudine.

[0643] In some embodiments, the additional therapeutic agent is Abbv-990, BAT-2022, NED-260, ALG-097431, bardoxolone, delcetravir, ESFAM-289, ENOB-CV-01, ENOB-CV-11, EIS-10700, beta-521, SIM-0417, molnupiravir, Pan-Corona, Tollovir, nirmatrelvir + ritonavir (Paxlovid®), favipiravir, GC-376, upamostat, LeSoleil-01, LeSoleil-02+, benfovir, VV-116, VV-993, SNB-01, EDP-235, Cov-X, ensitrelvir, MPI-8, masitinib, ALG-097558, ASC-11, PBI-0451, nafamostat, nafamostat mesylate, CDI-45205, COR-803, ALG-097111, BC-201, SH-879, CDI-873, CDI-988, remdesivir, NV-CoV-2-R, NV-CoV-1 encapsulated remdesivir, NA-831 + remdesivir, DEP remdesivir, GS-621763, GS-5245, GLS-5310, bemnifosbuvir, QLS-1128, ASC-10, SBFM-PL4, camostat mesylate, UCI-1, FB-2001 (DC-402234), ebselen, SH-580, LeSoleil-01, LeSoleil-02+, MRX-18, MXB-9, MI-09, MI-30, SNB-02, SJP-002C, TJC-642, ENU-200, CVD-0013943, GS-441524, bepridil, MXB-004, eravacycline, GRL-0617, camostat, GC-373, nitazoxanide, cynarine, prexasertib, RAY-1216, SACT-COVID-19, MP-18, EIDD-1931, EDDC-2214, nitric oxide, apabetalone, AnQlar, SBK-001, LQ-050, CG-SpikeDown, bamlanivimab, HLX-71, HT-002, HY-209, HY-3000, FYB-207, ensovibep, SYZJ-001, EU-129, neumifil, JN-2019, AR-701, vostesyl, PLM-402, PJS-539, CTB-ACE2, TB181-36, TB202-3, ABP-300, XVR-011, MSP-008-22, MU-UNMC-1, MU-UNMC-2, alunacedase alfa, VP-01, TRV-027, DX-600, TXA-127, NVX-CoV2515, riamilovir, tozinameran, elasomeran, Ad5-nCoV, BBIBP-CorV, CoronaVac, MVC-COV1901, NVX-CoV2373, sotrovimab, Sputnik V, TEE-001, Tyme-19, Vaxzevria, ZF-2001, or ZyCoV-D.

X. EXAMPLES

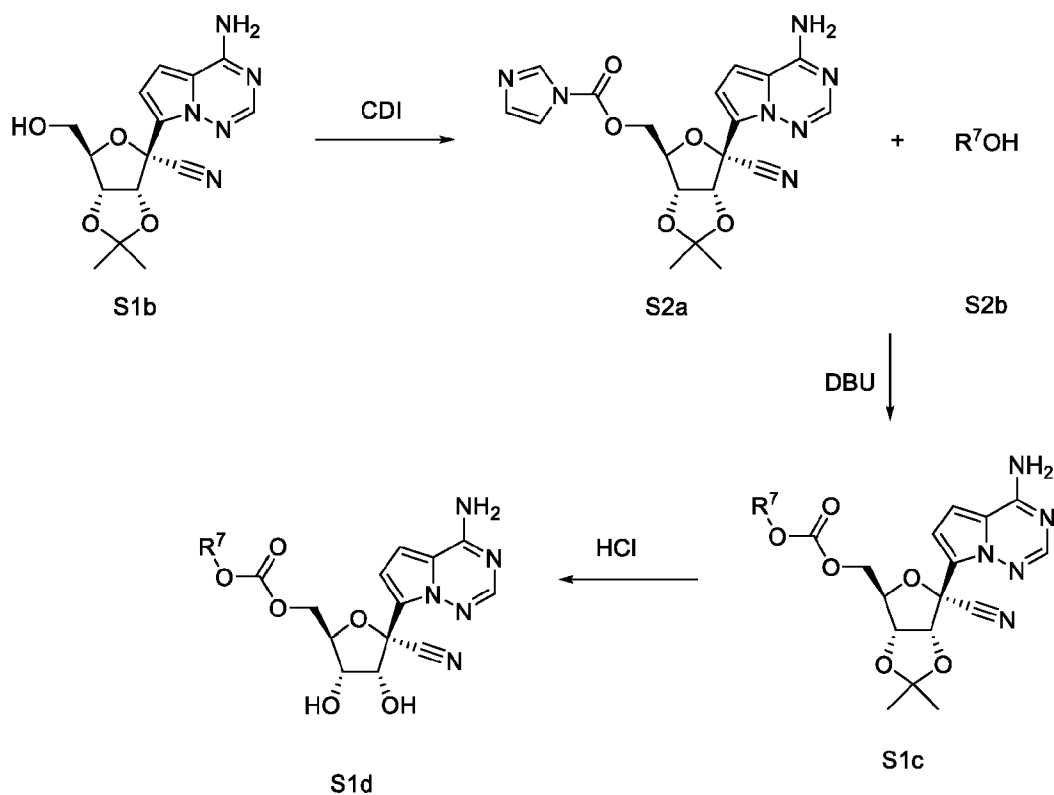
General Synthesis:

Scheme 1



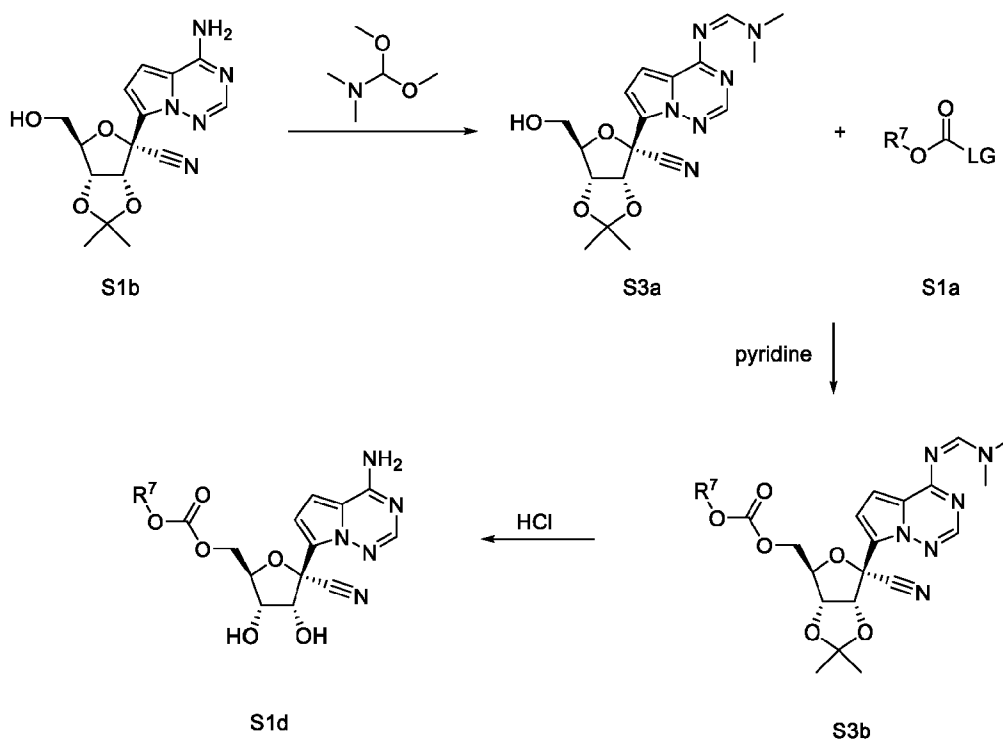
[0644] Scheme 1 shows the general synthesis of compounds of the present invention starting with the reaction of **S1a** and nucleoside **S1b** under basic conditions (e.g., 4-dimethylaminopyridine (DMAP)) to afford **S1c**. LG represents a leaving group. Example leaving groups include, but are not limited to, chloride, bromide, mesylate, tosylate, triflate, 4-nitrobenzenesulfonate, 4-chlorobenzenesulfonate, 4-nitrophenoxy, and pentafluorophenoxy. This reaction is followed by acetonide cleavage under acidic conditions (e.g., HCl) to afford the final compounds of the present invention of the type **S1d**.

Scheme 2



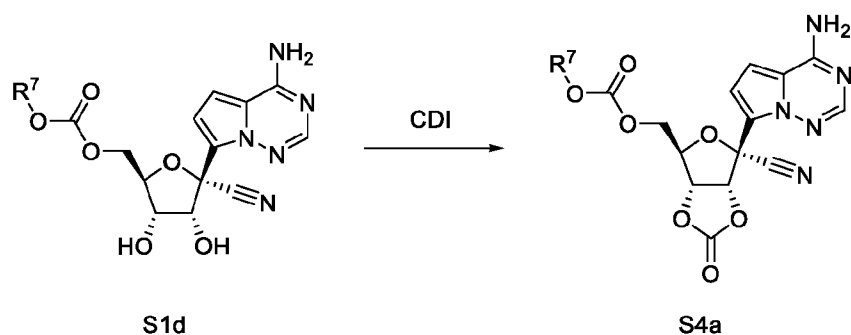
[0645] Scheme 2 shows a general synthesis of compounds of the present invention starting with the reaction of nucleoside **S1b** with 1,1'-carbonyldiimidazole (CDI) to generate intermediate **S2a**. Displacement of the imidazole with the alcohol **S2b** under basic conditions (e.g., 1,8-diazabicyclo[5.4.0]undec-7-ene (DBU)) generates the penultimate intermediate **S1c**. The acetonide is then cleaved under acidic conditions (e.g., HCl) to afford the final compounds of the present invention of the type **S1d**.

Scheme 3



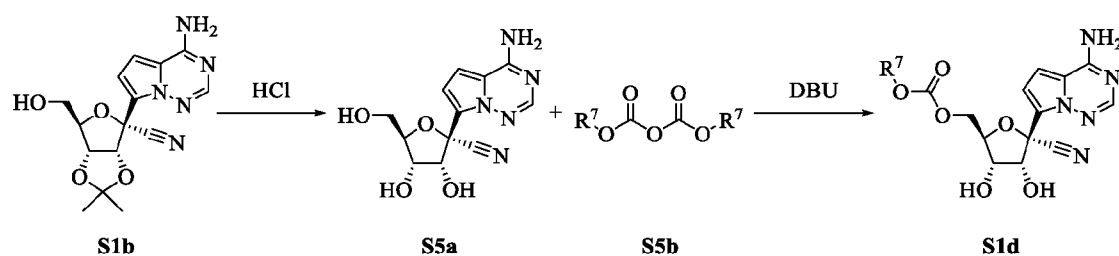
[0646] Scheme 3 shows a general synthesis of compounds of the present invention starting with the addition of a protecting group (e.g., dimethylformamidine) on N6 of nucleoside **S1b** to afford **S3a**. Reaction of **S3a** with **S1a** under basic conditions (e.g., pyridine) generates intermediate **S3b**, which is subsequently subjected to acidic conditions (e.g., HCl) to afford the final compounds of the present invention of the type **S1d**.

Scheme 4



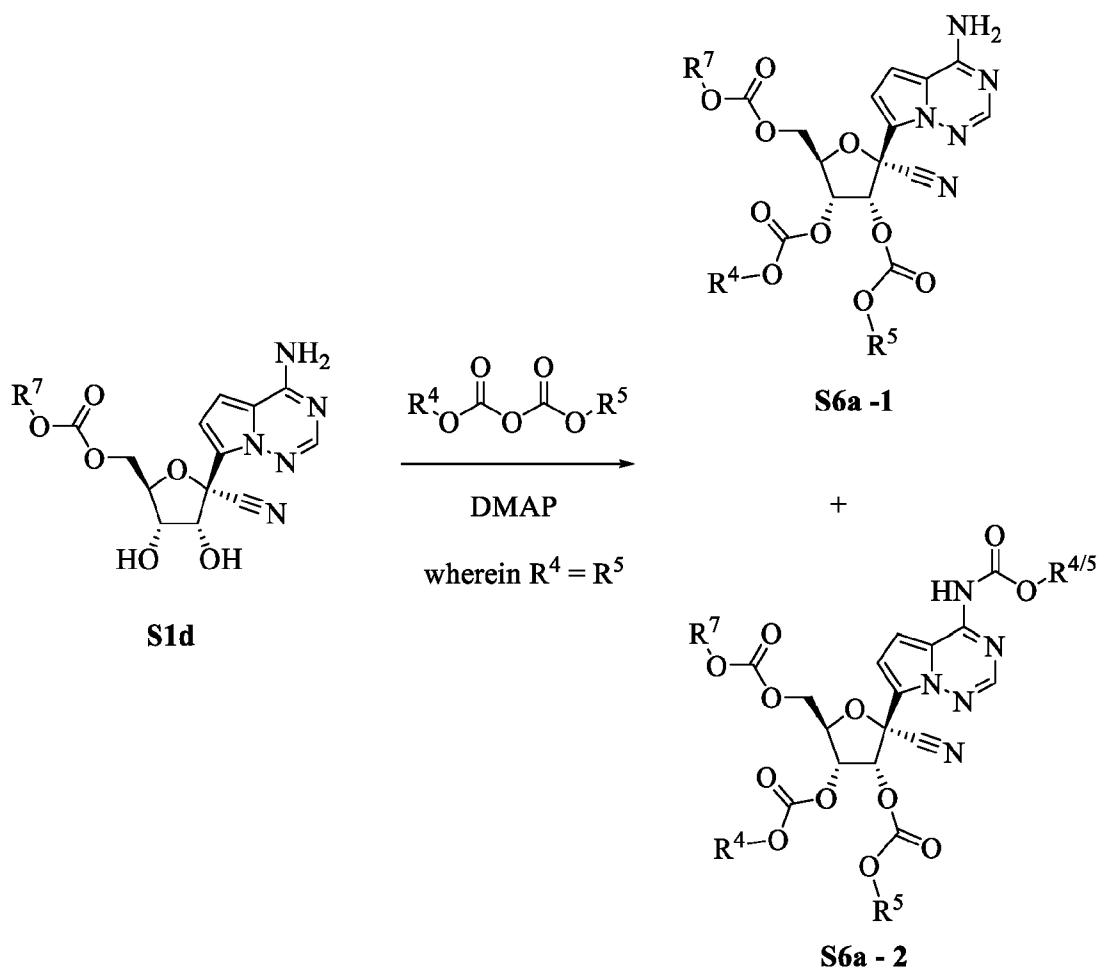
[0647] Scheme 4 shows a general synthesis of compounds of the present invention starting with the reaction of **S1d** with CDI or diphenyl carbonate to afford the final compounds of the present invention of the type **S4a**.

Scheme 5



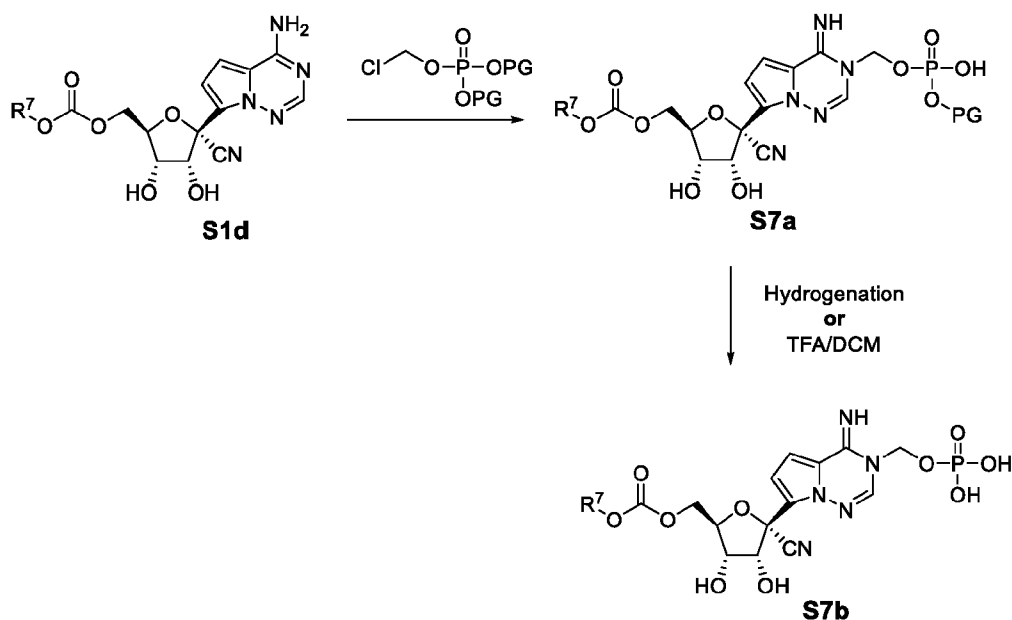
[0648] Scheme 5 shows a general synthesis of compounds of the present invention starting with the acetonide deprotection of **S1b** to generate the nucleoside **S5a**. Reaction of **S5a** with the anhydride **S5b** under basic conditions (e.g., DBU) affords the final compounds of the present invention of the type **S1d**.

Scheme 6a



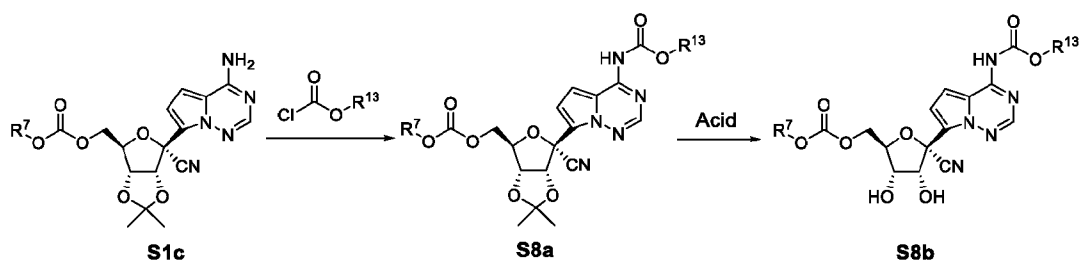
[0649] Scheme 6a shows a general synthesis of compounds of the present invention starting with **S1d**. Reaction of **S1d** with a dicarbonate in the presence DMAP in tetrahydrofuran (THF) affords the final compounds of the present invention of the type **S6a-1** and **S6a-2**.

Scheme 7



[0650] Scheme 7 describes the general synthesis of compounds of the present invention starting with **S1d**. Reacting compound **S1d** with chloromethyl disubstituted phosphate in the presence of sodium iodide in solvents (e.g., acetone) provides the intermediate **S7a**. PG is a protecting group. Example protecting groups include, but are not limited to, trimethylsilyl, dimethylhexylsilyl, t-butyldimethylsilyl, t-butyldiphenylsilyl, trityl, alkyl groups, and acyl groups such as acetyl and propionyl, methanesulfonyl, and p-toluenesulfonyl. Removal of the protecting group is achieved either by hydrogenation or treatment with an acid, which provides the compounds of the present invention of the type **S7b**.

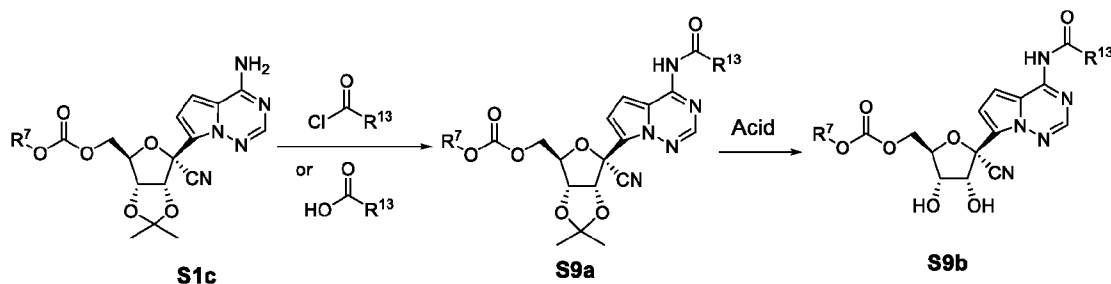
Scheme 8



[0651] Scheme 8 describes the general synthesis of N6-carbamates of the present invention like **S8b** starting with **S1c**. Reaction of **S1c** with acid chloride under basic conditions (like

pyridine) generates intermediate **S8a**, which is subsequently subjected to acidic conditions (e.g., HCl) to afford compounds of the present invention of the type **S8b**.

Scheme 9



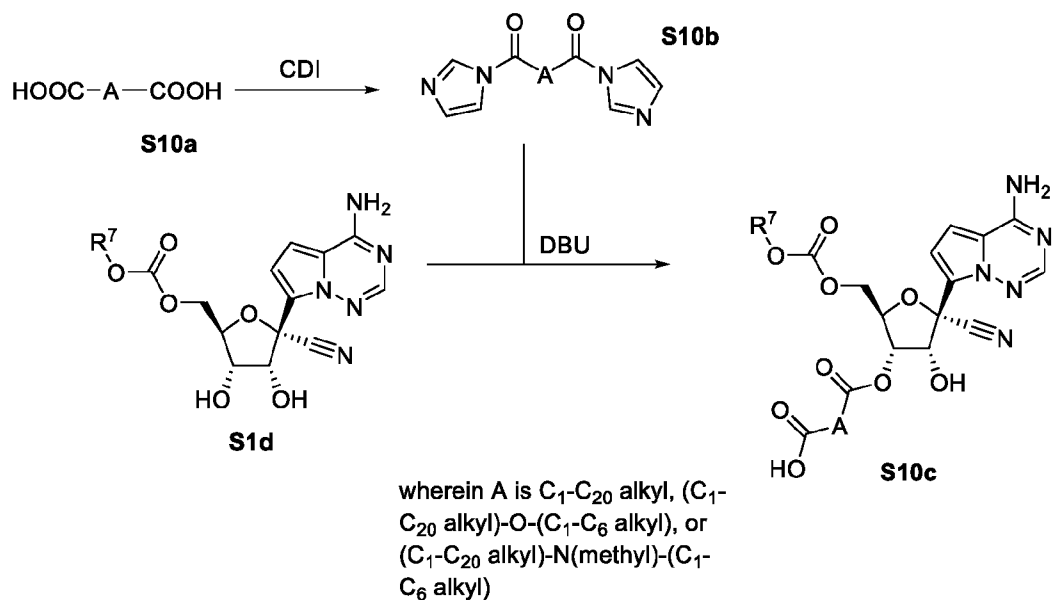
[0652] Scheme 9 describes the general synthesis of N6-amide analogs of the present

invention like **S9b** starting with **S1c**. Reaction of **S1c** with acid chloride (Cl-C(=O)-R^{13}) under basic conditions (like pyridine) generates intermediate **S9a**, which is subsequently subjected to acidic conditions (e.g., HCl) to afford compounds of the present invention of the type **S9b**.

[0653] Compounds of the present invention like **S9b** can also be obtained by reaction of **S1c**

with corresponding acid. Reaction of **S1c** with acid (HO-C(=O)-R^{13}) in the presence of 1-[bis(dimethylamino)methylene]-1H-1,2,3-triazolo[4,5-b]pyridinium 3-oxide hexafluorophosphate (HATU) or 1-ethyl-3-(3-dimethylaminopropyl)carbodiimide (EDCI) to generate intermediate **S9a**, which is subsequently subjected to acidic conditions (e.g., HCl) to afford compounds of the present invention of the type **S9b**.

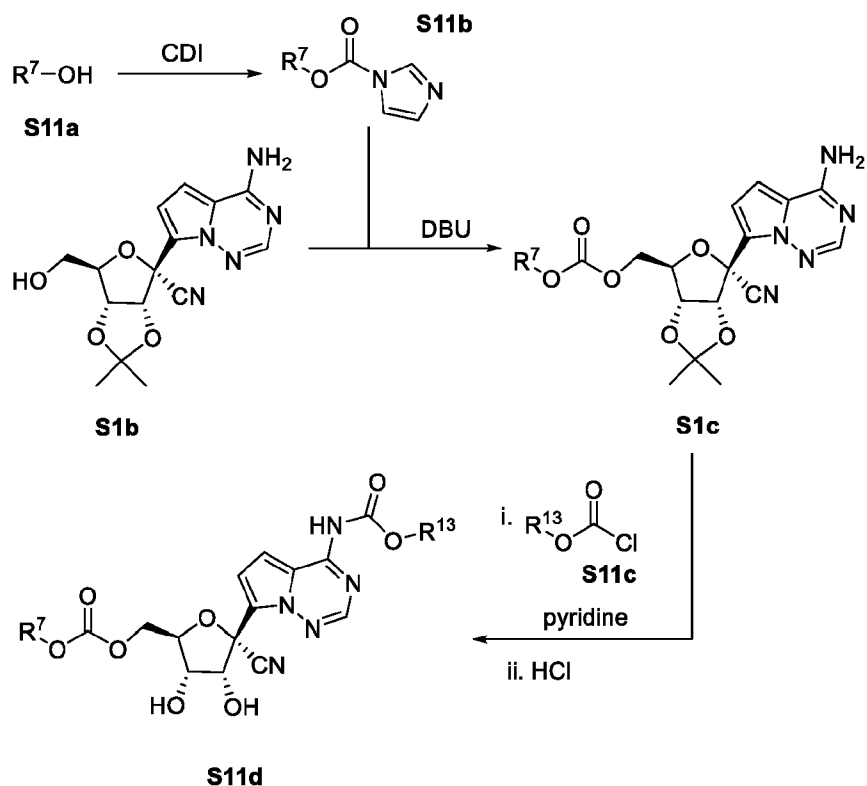
Scheme 10



[0654] Scheme 10 shows a general synthesis of compounds of the present invention starting with the reaction of diacids **S10a** with 1,1'-carbonyldiimidazole to afford reagent **S10b**.

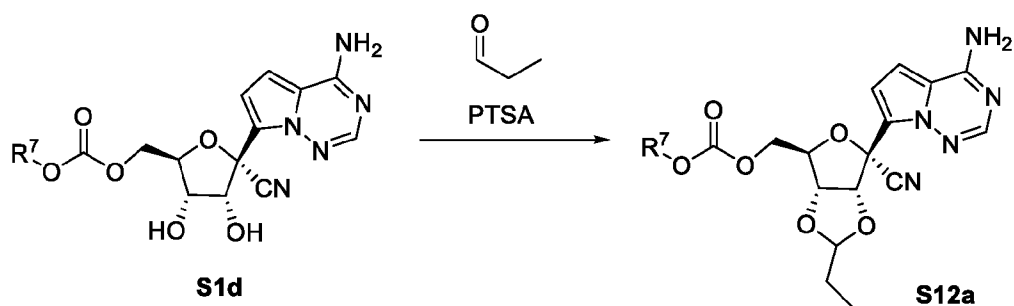
Reaction between **S10b** and nucleoside **S1d** can further afford the final compounds of the present invention of the type **S10c**.

Scheme 11



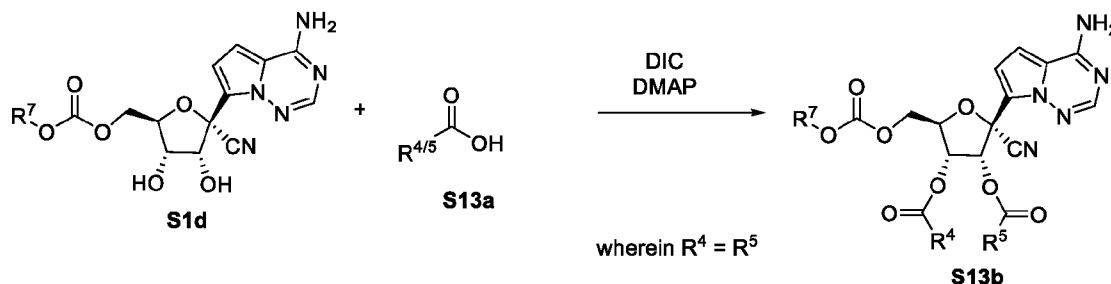
[0655] Scheme 11 shows a general synthesis of compounds of the present invention starting with acylation of alcohols **S11a** with 1,1'-carbonyldiimidazole (CDI) to afford reagent **S11b**. Reactions between **S11b** and **S1b** using 1,8-diazabicyclo[5.4.0]undec-7-ene (DBU) generates intermediate **S1c**. Reactions between **S1c** and **S11c** using pyridine as base followed by acidic treatment (e.g. HCl) then afford the final compounds of the present invention of the type **S11d**.

Scheme 12



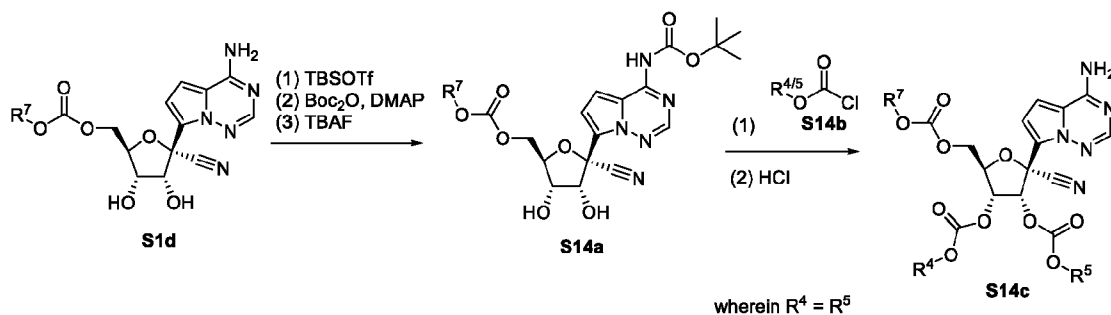
[0656] Scheme 12 shows a general synthesis of acetalization of alcohols **S1d** with propionaldehyde under acidic condition (e.g. PTSA) to afford the final compounds of the present invention of the type **S12a**.

Scheme 13



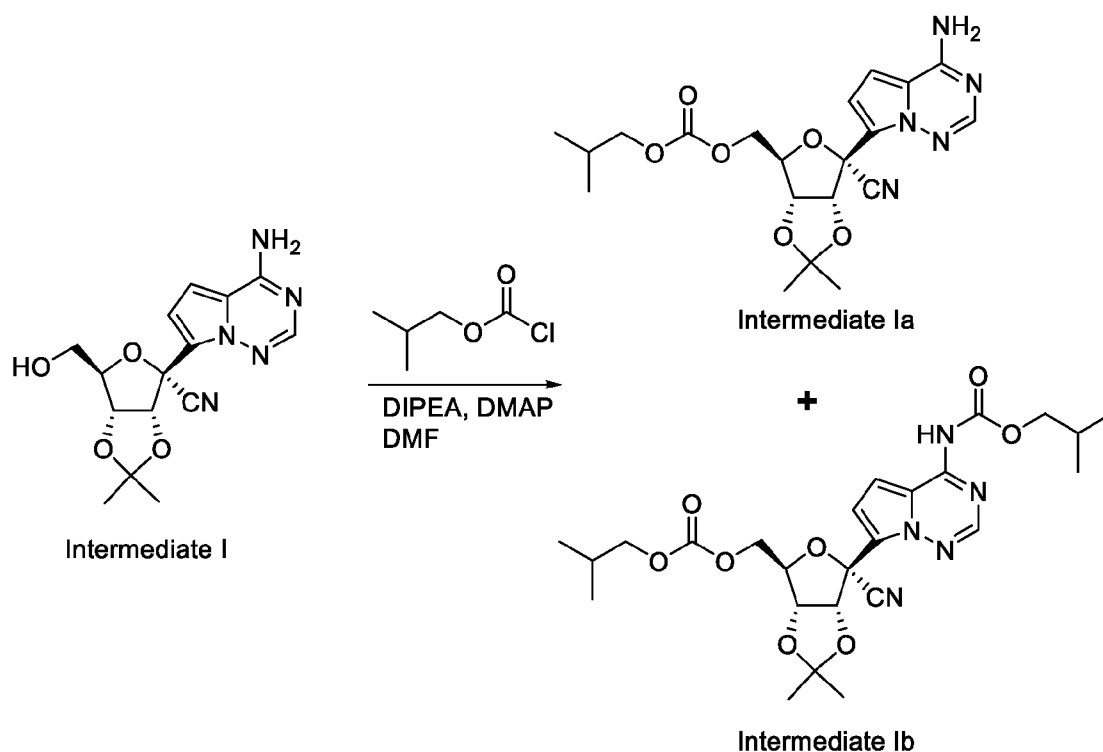
[0657] Scheme 13 shows a general synthesis of esterification of alcohols **S1d** with acid **S13a** using carbodiimide reagent (e.g. N, N'-diisopropylcarbodiimide (DIC)) and 4-dimethylaminopyridine (DMAP) to afford the final compounds of the present invention of the type **S13b**.

Scheme 14



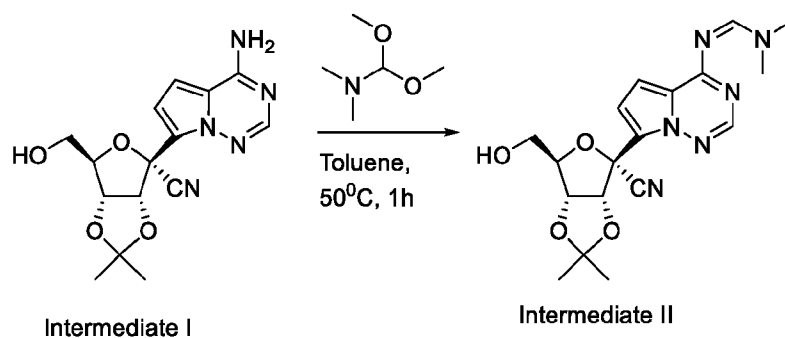
[0658] Scheme 14 shows a general synthesis of compounds of the present invention starting with the protecting group manipulation on the free amine of nucleoside **S1d** to afford **S14a**. Reactions of **S14a** with chloroformates **S14b** under basic conditions (e.g. pyridine) followed by acidic treatment (e.g. HCl) afford the final compounds of the present invention of the type **S14c**.

Synthesis of intermediates Ia and Ib:



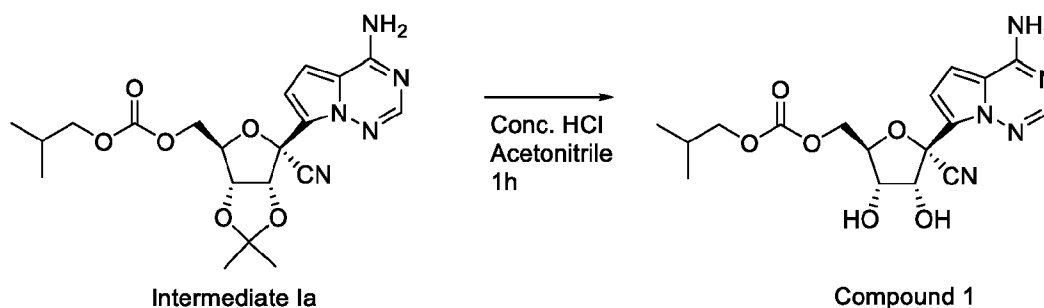
[0659] To a solution of (3aR,4R,6R,6aR)-4-(4-aminopyrrolo[2,1-f][1,2,4]triazin-7-yl)-6-(hydroxymethyl)-2,2-dimethyltetrahydrofuro[3,4-d][1,3]dioxole-4-carbonitrile, **Intermediate I**, (1000 mg, 3.0 mmol) (Siegel et. al. J. Med. Chem. 2017, 60, 1648-1661) in DMF (5 mL), diisopropyl ethyl amine (780 mg, 6 mmol) was added followed by 4-dimethyl aminopyridine (369 mg, 3 mmol). To the above solution at room temperature, isobutyl chloroformate (495 mg, 3.6 mmol) was added and stirred for 1 h. LC-MS shows formation two products 5'-cabonate and 5'-cabonate along with N6-carbamate. The reaction mixture was diluted with ethyl acetate (50 mL), washed with water, brine, dried over sodium sulfat and concentrated. The residue was purified by flash chromatography using dichloromethane and methanol as eluants and separated the two products. **Intermediate Ia**: ((3aR,4R,6R,6aR)-6-(4-aminopyrrolo[2,1-f][1,2,4]triazin-7-yl)-6-cyano-2,2-dimethyltetrahydrofuro[3,4-d][1,3]dioxol-4-yl)methyl isobutyl carbonate. LCMS: MS m/z: 432.1 (M+1). **Intermediate Ib**: isobutyl (7-((3aR,4R,6R,6aR)-4-cyano-6-(((isobutoxycarbonyl)oxy)methyl)-2,2-dimethyltetrahydrofuro[3,4-d][1,3]dioxol-4-yl)pyrrolo[2,1-f][1,2,4]triazin-4-yl)carbamate. LCMS: MS m/z: 532.2 (M+1)

Synthesis of intermediate II:



[0660] To a solution of (3aR,4R,6R,6aR)-4-(4-aminopyrrolo[2,1-f][1,2,4]triazin-7-yl)-6-(hydroxymethyl)-2,2-dimethyltetrahydrofuro[3,4-d][1,3]dioxole-4-carbonitrile, **Intermediate I**, (3000 mg, 9.0 mmol) (Siegel et. al. J. Med. Chem. 2017, 60, 1648-1661) in toluene (20 mL) N,N-Dimethylformamide dimethyl acetal (2158 mg, 18 mmol) was added and heated at 50 °C for 1 h. After the completion of the reaction, the solvent was evaporated under pressure, the residue was dissolved in ethyl acetate (100 mL). The solvent was washed with water (10 mL) and brine (10 mL) dried over sodium sulphate and concentrated to get the intermediate N'-[7-[(3aR,4R,6R,6aR)-4-cyano-6-(hydroxymethyl)-2,2-dimethyl-6,6a-dihydro-3aH-furo[3,4-d][1,3]dioxol-4-yl]pyrrolo[2,1-f][1,2,4]triazin-4-yl]-N,N-dimethyl-formamidine, **Intermediate II**. LCMS: MS m/z: 387.2

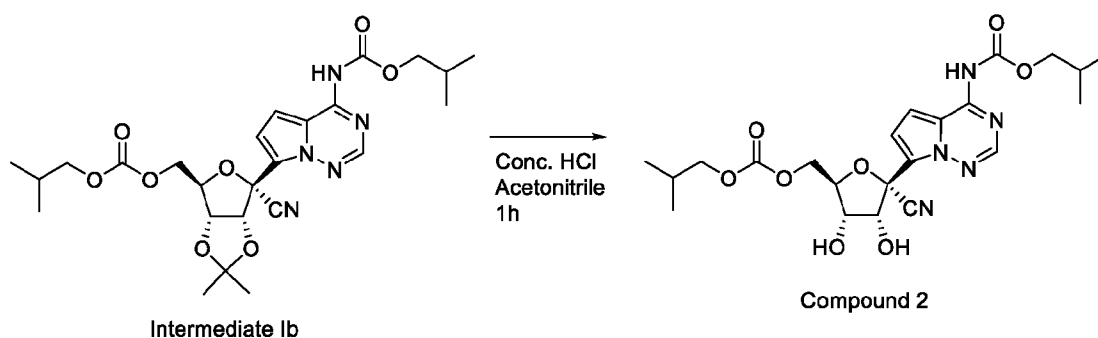
Example 1: ((2R,3S,4R,5R)-5-(4-aminopyrrolo[2,1-f][1,2,4]triazin-7-yl)-5-cyano-3,4-dihydroxytetrahydrofuran-2-yl)methyl isobutyl carbonate (Compound 1)



[0661] To a solution of ((3aR,4R,6R,6aR)-6-(4-aminopyrrolo[2,1-f][1,2,4]triazin-7-yl)-6-cyano-2,2-dimethyltetrahydrofuro[3,4-d][1,3]dioxol-4-yl)methyl isobutyl carbonate : **Intermediate Ia** (1300 mg, 3 mmol) in acetonitrile (10 mL), conc. HCl (1.3 mL, 15 mmol) was added and stirred at room temperature for 1 h. After the completion of the reaction, the reaction mixture was diluted with ethyl acetate (50 mL), neutralized with saturated sodium

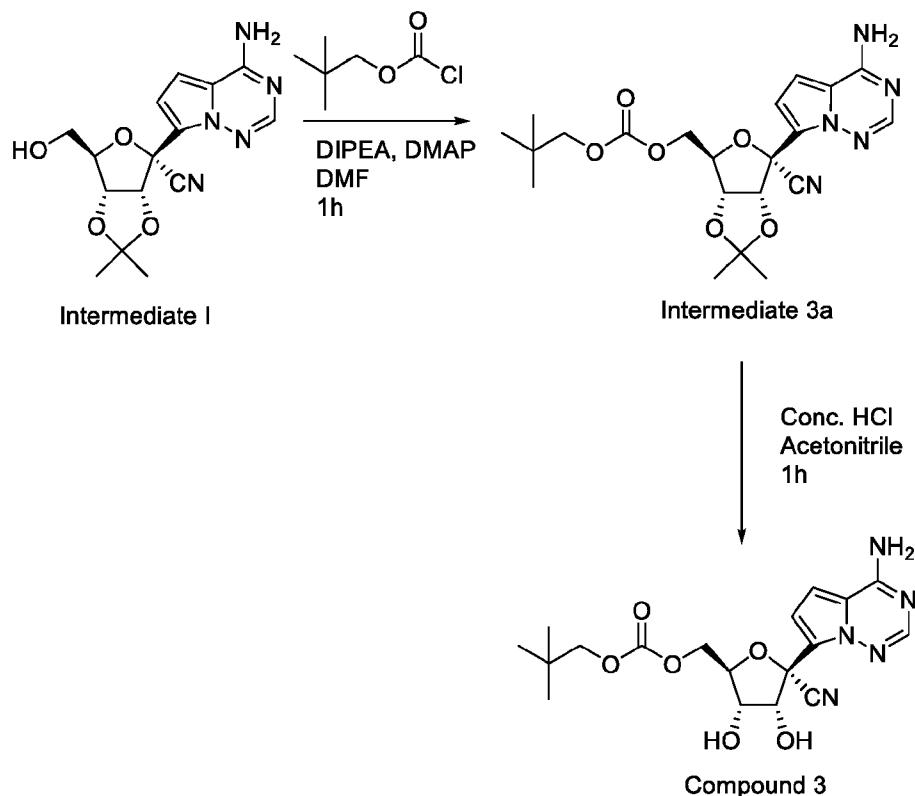
bicarbonate, separated the organic layer, washed with water, brine, dried and concentrated. The residue was purified by flash chromatography using dichloromethane and methanol as eluants to obtain the title **Compound 1**. ^1H NMR (400 MHz, DMSO- d_6) δ 7.92 (s, 2H), 6.90 (d, $J = 4.6$ Hz, 1H), 6.79 (d, $J = 4.5$ Hz, 1H), 6.32 (d, $J = 6.0$ Hz, 1H), 5.40 (d, $J = 5.8$ Hz, 1H), 4.67 (dd, $J = 6.1, 4.9$ Hz, 1H), 4.46 – 4.36 (m, 1H), 4.28 – 4.17 (m, 2H), 3.98 – 3.90 (m, 1H), 3.87 (d, $J = 6.5$ Hz, 2H), 1.89 (dt, $J = 13.3, 6.7$ Hz, 1H), 0.89 (d, $J = 6.7$ Hz, 6H). LCMS: MS m/z : 392.1 (M+1)

Example 2: isobutyl (7-((2R,3R,4S,5R)-2-cyano-3,4-dihydroxy-5-(((isobutoxycarbonyl)oxy)methyl)tetrahydrofuran-2-yl)pyrrolo[2,1-f][1,2,4]triazin-4-yl)carbamate (Compound 2)



[0662] To a solution of isobutyl (7-((3aR,4R,6R,6aR)-4-cyano-6-(((isobutoxycarbonyl)oxy)methyl)-2,2-dimethyltetrahydrofuro[3,4-d][1,3]dioxol-4-yl)pyrrolo[2,1-f][1,2,4]triazin-4-yl)carbamate **Intermediate 1b** (650 mg, 1.2 mmol) in acetonitrile (10 mL), conc. HCl (0.6 mL, 6 mmol) was added and stirred at room temperature for 1 h. After the completion of the reaction, the reaction mixture was diluted with ethyl acetate (50 mL), neutralized with saturated sodium bicarbonate, separated the organic layer, washed with water, brine, dried and concentrated. The residue was purified by flash chromatography using dichloromethane and methanol as eluants to obtain **Compound 2**. ^1H NMR (400 MHz, DMSO- d_6) δ 10.88 (s, 1H), 8.37 (s, 1H), 7.31 (d, $J = 4.7$ Hz, 1H), 7.02 (d, $J = 4.7$ Hz, 1H), 6.42 (d, $J = 6.0$ Hz, 1H), 5.45 (d, $J = 5.9$ Hz, 1H), 4.66 (t, $J = 5.4$ Hz, 1H), 4.42 (dd, $J = 11.6, 2.5$ Hz, 1H), 4.34 – 4.13 (m, 2H), 3.96 (dd, $J = 16.0, 6.2$ Hz, 3H), 3.86 (d, $J = 6.5$ Hz, 2H), 1.97 (dq, $J = 13.6, 6.8$ Hz, 1H), 1.88 (dt, $J = 13.3, 6.7$ Hz, 1H), 0.96 (d, $J = 6.7$ Hz, 6H), 0.88 (d, $J = 6.7$ Hz, 6H). LCMS: MS m/z : 492.2 (M+1)

Example 3: ((2R,3S,4R,5R)-5-(4-aminopyrrolo[2,1-f][1,2,4]triazin-7-yl)-5-cyano-3,4-dihydroxytetrahydrofuran-2-yl)methyl neopentyl carbonate (Compound 3)

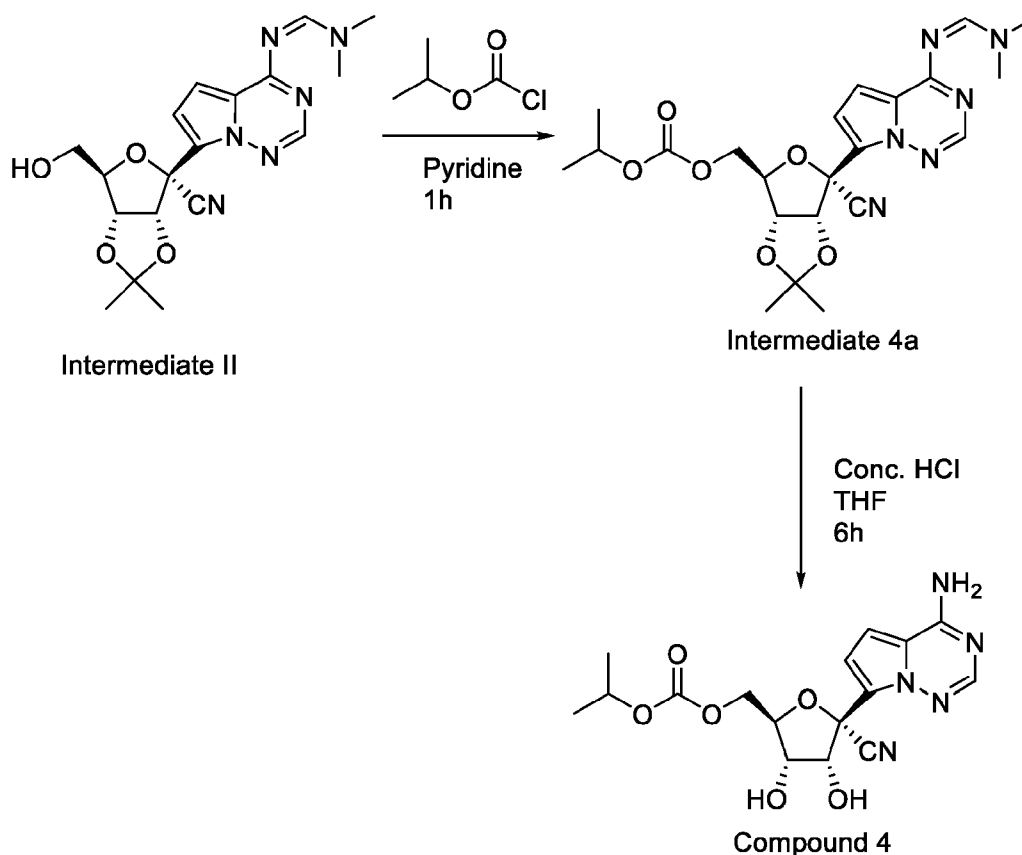


[0663] To a solution of (3aR,4R,6R,6aR)-4-(4-aminopyrrolo[2,1-f][1,2,4]triazin-7-yl)-6-(hydroxymethyl)-2,2-dimethyltetrahydrofuro[3,4-d][1,3]dioxole-4-carbonitrile, **Intermediate I**, (2000 mg, 6.0 mmol) in DMF (5 mL), diisopropyl ethylamine (1560 mg, 12 mmol) was added followed by 4-dimethyl aminopyridine (737 mg, 6 mmol). To the above solution at room temperature, neopentyl chloroformate (1091 mg, 7.2 mmol) was added and stirred for 1 h. After the completion of the reaction, the reaction mixture was diluted with ethyl acetate (50 mL), washed with water, brine, dried over sodium sulfate and concentrated. The residue was purified by flash chromatography using dichloromethane and methanol to provide **Intermediate 3a**.

[0664] **Intermediate 3a** (2400 mg, 5.4 mmol) in acetonitrile (5 mL), was treated with conc. HCl (2.2 mL, 27 mmol) and stirred at r.t for 1 h. After the completion of the reaction, the reaction mixture was diluted with ethyl acetate (50 mL), neutralized with saturated sodium bicarbonate, the organic layer separated, washed with water, brine, dried and concentrated.

The residue was purified by flash chromatography using dichloromethane and methanol as eluants to obtain **Compound 3**. ^1H NMR (400 MHz, DMSO- d_6) δ 7.92 (s, 1H), 6.90 (d, J = 4.5 Hz, 1H), 6.80 (d, J = 4.5 Hz, 1H), 6.33 (d, J = 6.0 Hz, 1H), 5.40 (d, J = 5.8 Hz, 1H), 4.66 (dd, J = 6.0, 4.9 Hz, 1H), 4.49 – 4.36 (m, 1H), 4.32 – 4.17 (m, 2H), 3.93 (ddd, J = 8.8, 6.6, 4.4 Hz, 1H), 3.80 (d, J = 1.7 Hz, 2H), 0.90 (s, 9H). LCMS: MS m/z : 406.2 (M+1).

Example 4: [(2R,3S,4R,5R)-5-(4-aminopyrrolo[2,1-f][1,2,4]triazin-7-yl)-5-cyano-3,4-dihydroxy-tetrahydrofuran-2-yl]methyl isopropyl carbonate (Compound 4)



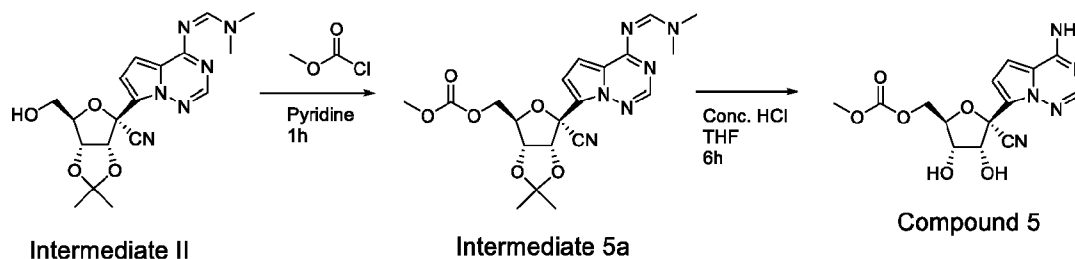
[0665] To a solution of **Intermediate II** (850 mg, 2.2 mmol) in dichloromethane (20 mL), pyridine (1 mL) was added. The reaction mixture was cooled to 0 °C, and the isopropyl chloroformate (270 mg, 2.2 mmol) in dichloromethane (5 mL) was slowly added, once the addition was complete, the cold bath was removed and stirred at room temperature for 1 h. After completion of the reaction, the reaction mixture was diluted with dichloromethane (50 mL), washed with water, brine and concentrated. The residue was purified by flash chromatography using ethyl acetate and dichloromethane as eluants to obtain the intermediate

[(3aR,4R,6R,6aR)-4-cyano-4-[4-[(Z)-dimethylaminomethyleneamino]pyrrolo[2,1-f][1,2,4]triazin-7-yl]-2,2-dimethyl-6,6a-dihydro-3aH-furo[3,4-d][1,3]dioxol-6-yl]methyl isopropyl carbonate (and/or its (E)-isomer), **Intermediate 4a**. LCMS: MS m/z: 473.2 (M+1).

Note that compounds such as Intermediate 4a can be E or Z isomers. Although the Z isomer is drawn throughout the disclosure, the E isomer can also be generated and isolated.

[0666] To a solution of the **Intermediate 4a** (1300 mg, 2.8 mmol) in tetrahydrofuran (10 mL) cooled with an ice-bath, conc. HCl (1.3 mL, 43 mmol) was added slowly and the reaction mixture stirred for 6-18 h. After completion of the reaction, the reaction mixture was diluted with ethyl acetate (50 mL) and neutralized with saturated sodium bicarbonate. The organic layer was separated, washed with water, brine, and concentrated. The residue was purified by flash chromatography using dichloromethane and methanol as eluants to obtain the title compound, [(2R,3S,4R,5R)-5-(4-aminopyrrolo[2,1-f][1,2,4]triazin-7-yl)-5-cyano-3,4-dihydroxy-tetrahydrofuran-2-yl]methyl isopropyl carbonate, **Compound 4**. ¹H NMR (400 MHz, Acetonitrile-d₃) δ 7.94 (s, 1H), 6.84 (d, J = 4.6 Hz, 1H), 6.78 (d, J = 4.6 Hz, 1H), 6.33 (s, 3H), 4.83 – 4.69 (m, 3H), 4.45 – 4.31 (m, 2H), 4.26 – 4.14 (m, 2H), 3.67 (d, J = 5.1 Hz, 1H), 1.22 (t, J = 6.7 Hz, 6H). LCMS: MS m/z: 378.1

Example 5: ((2R,3S,4R,5R)-5-(4-aminopyrrolo[2,1-f][1,2,4]triazine-7-yl)-5-cyano-3,4-dihydroxytetrahydrofuran-2-yl)methyl methyl carbonate (Compound 5)

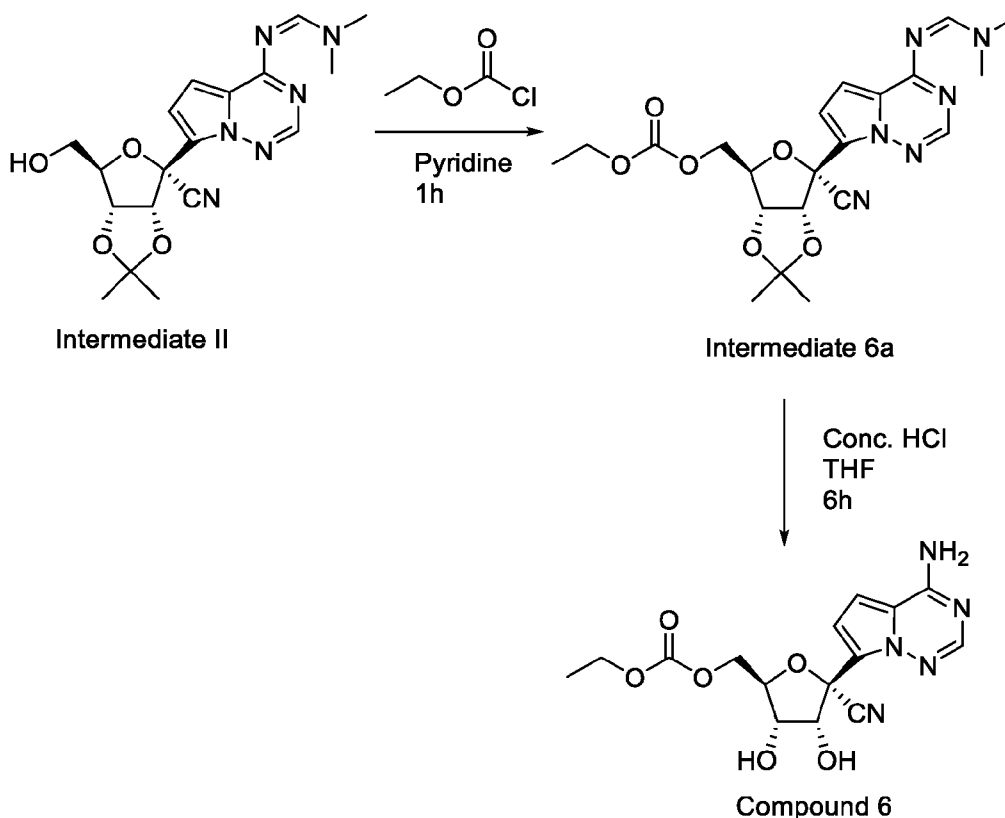


[0667] **Compound 5** was synthesized as explained in **Example 4** starting from methyl chloroformate instead of isopropyl chloroformate.

[0668] **Intermediate 5a**: [(3aR,4R,6R,6aR)-4-cyano-4-[4-[(Z)-dimethylaminomethyleneamino]pyrrolo[2,1-f][1,2,4]triazin-7-yl]-2,2-dimethyl-6,6a-dihydro-3aH-furo[3,4-d][1,3]dioxol-6-yl]methyl methyl carbonate (and/or its (E)-isomer); LCMS: MS m/z = 445.1 (M+1)

[0669] **Compound 5:** ^1H NMR (400 MHz, DMSO- d_6) δ 7.92 (s, 1H), 6.91 (d, J = 4.5 Hz, 1H), 6.79 (d, J = 4.5 Hz, 1H), 6.30 (d, J = 6.1 Hz, 1H), 5.75 (s, 0H), 5.40 (d, J = 5.8 Hz, 1H), 4.68 (dd, J = 6.1, 4.9 Hz, 1H), 4.47 – 4.32 (m, 1H), 4.30 – 4.16 (m, 2H), 3.94 (q, J = 5.6 Hz, 1H), 3.70 (s, 3H). LCMS: MS m/z = 350.1 (M+1)

Example 6: ((2R,3S,4R,5R)-5-(4-aminopyrrolo[2,1-f][1,2,4]triazin-7-yl)-5-cyano-3,4-dihydroxytetrahydrofuran-2-yl)methyl ethyl carbonate (Compound 6)



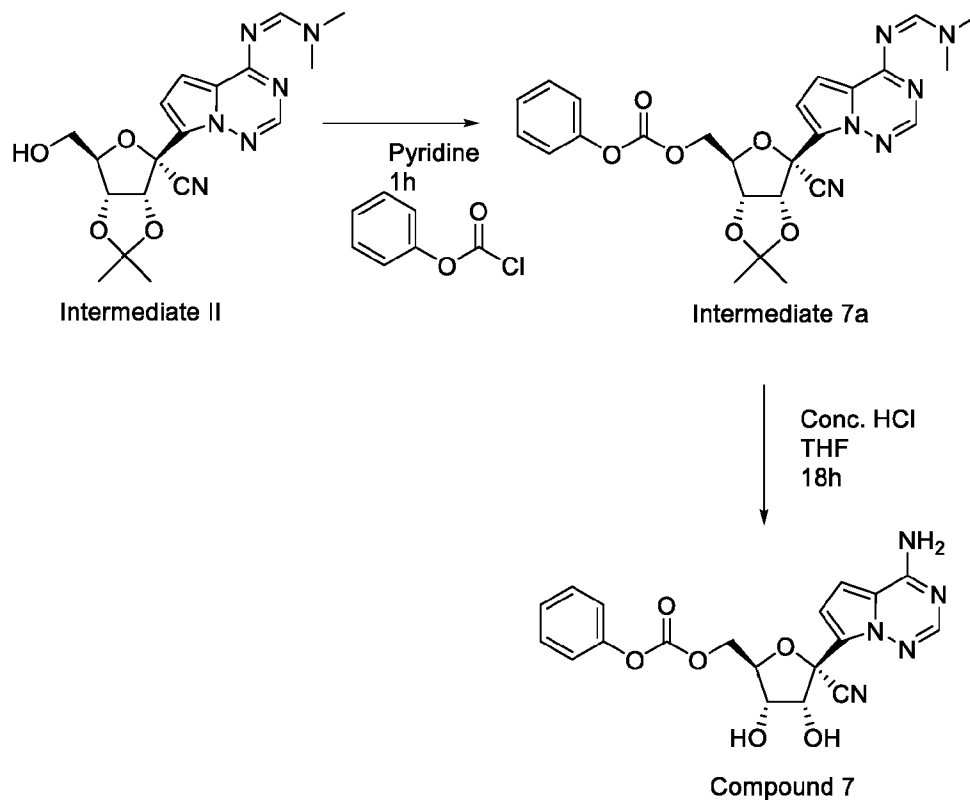
[0670] **Compound 6** was synthesized as explained in **Example 4** starting from ethyl chloroformate instead of isopropyl chloroformate.

[0671] **Intermediate 6a:** [(3aR,4R,6R,6aR)-4-cyano-4-[4-[(Z)-dimethylaminomethyleneamino]pyrrolo[2,1-f][1,2,4]triazin-7-yl]-2,2-dimethyl-6,6a-dihydro-3aH-furo[3,4-d][1,3]dioxol-6-yl]methyl ethyl carbonate (and/or its (E)-isomer). LCMS: MS m/z = 459.2 (M+1)

[0672] **Compound 6:** ^1H NMR (400 MHz, DMSO- d_6) δ 7.92 (s, 3H), 6.91 (d, J = 4.5 Hz, 1H), 6.79 (d, J = 4.5 Hz, 1H), 6.30 (d, J = 6.1 Hz, 1H), 5.40 (d, J = 5.8 Hz, 1H), 4.69 (dd, J =

6.1, 5.0 Hz, 1H), 4.39 (dd, $J = 10.3, 4.1$ Hz, 1H), 4.29 – 4.17 (m, 2H), 4.11 (q, $J = 7.1$ Hz, 2H), 3.94 (q, $J = 5.8$ Hz, 1H), 1.20 (t, $J = 7.1$ Hz, 3H). LCMS: MS $m/z = 363.9$ (M+1)

Example 7: ((2R,3S,4R,5R)-5-(4-aminopyrrolo[2,1-f][1,2,4]triazin-7-yl)-5-cyano-3,4-dihydroxytetrahydrofuran-2-yl)methyl phenyl carbonate (Compound 7)



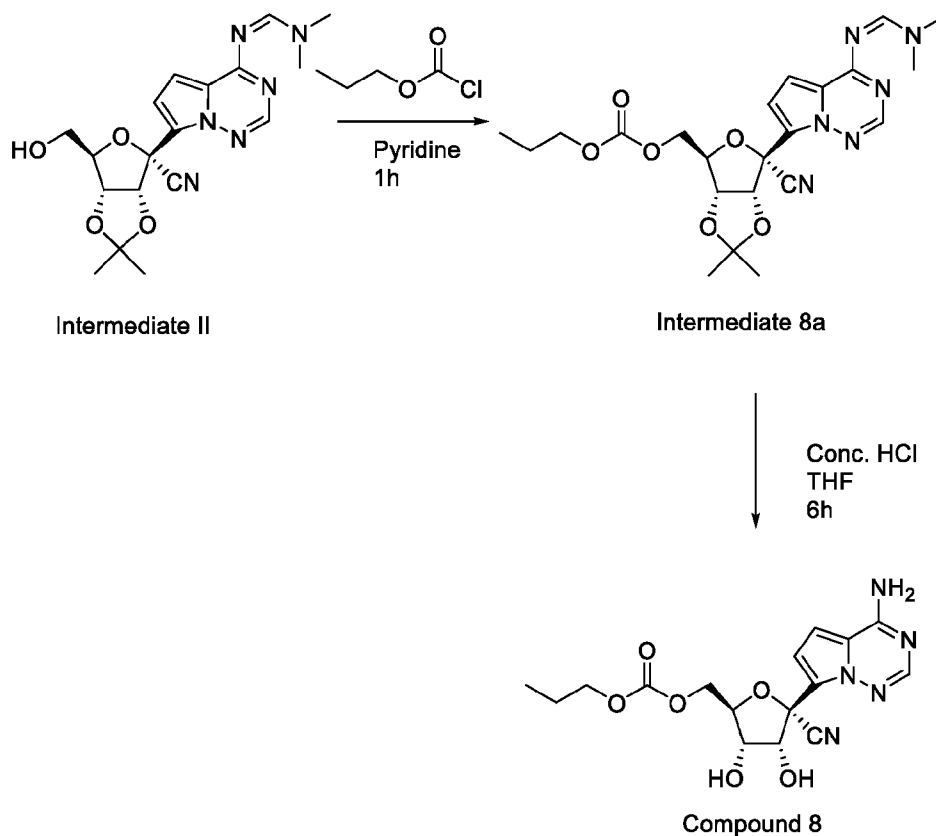
[0673] Compound 7 was synthesized as explained in **Example 4** starting from phenyl chloroformate instead of isopropyl chloroformate.

[0674] Intermediate 7a: [(3aR,4R,6R,6aR)-4-cyano-4-[4-[(Z)-dimethylaminomethyleneamino]pyrrolo[2,1-f][1,2,4]triazin-7-yl]-2,2-dimethyl-6,6a-dihydro-3aH-furo[3,4-d][1,3]dioxol-6-yl)methyl phenyl carbonate (and/or its (E)-isomer). LCMS: MS $m/z = 507.1$ (M+1)

[0675] Compound 7: ^1H NMR (400 MHz, DMSO- d_6) δ 7.93 (s, 1H), 7.48 – 7.37 (m, 2H), 7.35 – 7.25 (m, 1H), 7.25 – 7.14 (m, 2H), 6.92 (d, $J = 4.5$ Hz, 1H), 6.82 (d, $J = 4.5$ Hz, 1H), 6.34 (d, $J = 6.1$ Hz, 1H), 5.45 (d, $J = 5.7$ Hz, 1H), 4.71 (dd, $J = 6.1, 4.9$ Hz, 1H), 4.53 (dd, $J =$

11.5, 2.6 Hz, 1H), 4.44 – 4.23 (m, 2H), 4.01 (q, J = 5.7 Hz, 1H). LCMS: MS m/z = 412.1 (M+1)

Example 8: ((2R,3S,4R,5R)-5-(4-aminopyrrolo[2,1-f][1,2,4]triazin-7-yl)-5-cyano-3,4-dihydroxytetrahydrofuran-2-yl)methyl propyl carbonate (Compound 8)



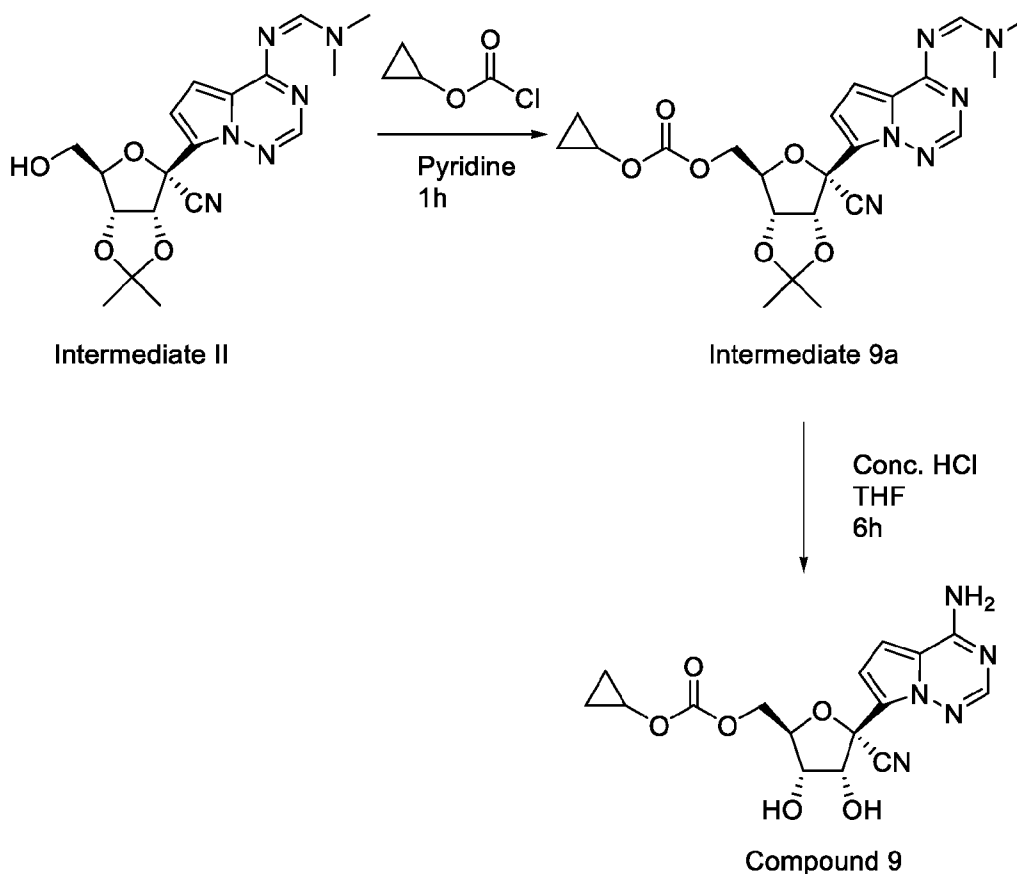
[0676] **Compound 8** was synthesized as explained in **Example 4** starting from propyl chloroformate instead of isopropyl chloroformate.

[0677] **Intermediate 8a:** [(3aR,4R,6R,6aR)-4-cyano-4-[4-[(Z)-dimethylaminomethyleneamino]pyrrolo[2,1-f][1,2,4]triazin-7-yl]-2,2-dimethyl-6,6a-dihydro-3aH-furo[3,4-d][1,3]dioxol-6-yl)methyl propyl carbonate (and/or its (E)-isomer). LCMS: MS m/z = 473.1 (M+1)

[0678] **Compound 8:** ¹H NMR (400 MHz, DMSO-d₆) δ 7.92 (s, 1H), 6.90 (d, J = 4.5 Hz, 1H), 6.79 (d, J = 4.5 Hz, 1H), 6.31 (d, J = 6.1 Hz, 1H), 5.40 (d, J = 5.8 Hz, 1H), 4.68 (dd, J = 6.1, 4.9 Hz, 1H), 4.50 – 4.30 (m, 1H), 4.30 – 4.14 (m, 2H), 4.03 (t, J = 6.6 Hz, 2H), 3.98 –

3.85 (m, 2H), 1.60 (dt, $J = 7.5, 6.6$ Hz, 2H), 0.88 (t, $J = 7.4$ Hz, 3H). LCMS: MS $m/z = 378.1$ (M+1)

Example 9: ((2R,3S,4R,5R)-5-(4-aminopyrrolo[2,1-f][1,2,4]triazin-7-yl)-5-cyano-3,4-dihydroxytetrahydrofuran-2-yl)methyl cyclopropyl carbonate (Compound 9)



[0679] **Compound 9** was synthesized as explained in **Example 4** starting from cyclopropyl chloroformate instead of isopropyl chloroformate.

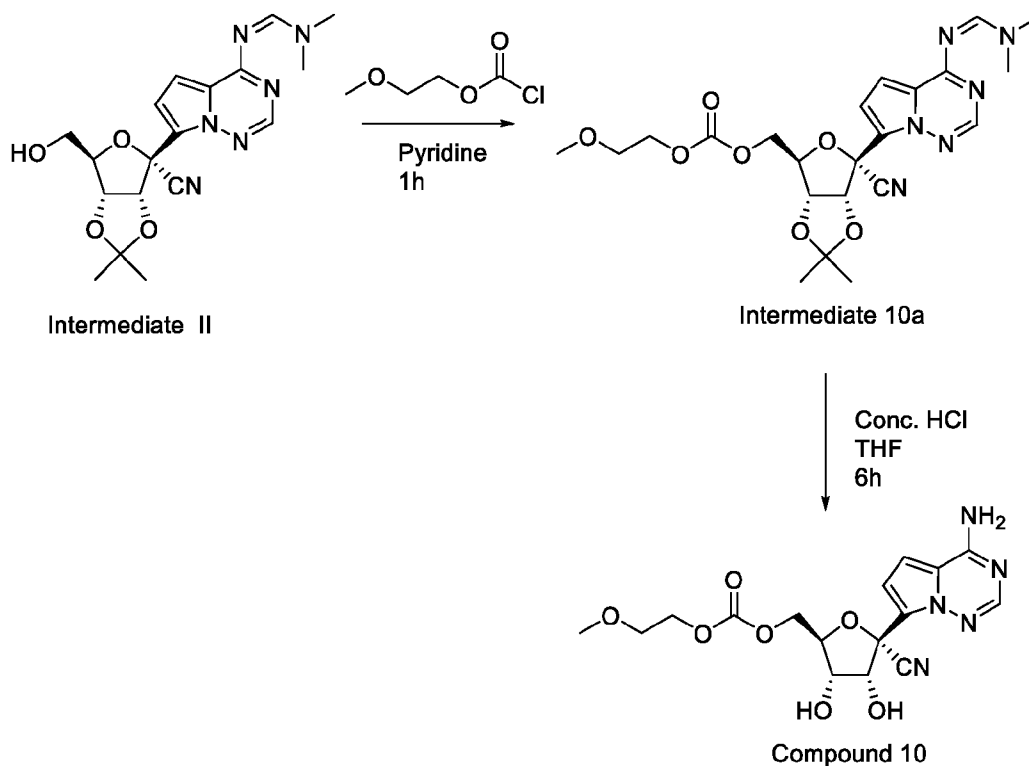
[0680] **Intermediate 9a**: [(3aR,4R,6R,6aR)-4-cyano-4-[4-[(Z)-dimethylaminomethyleneamino]pyrrolo[2,1-f][1,2,4]triazin-7-yl]-2,2-dimethyl-6,6a-dihydro-3aH-furo[3,4-d][1,3]dioxol-6-yl]methyl cyclopropyl carbonate (and/or its (E)-isomer).

LCMS: MS $m/z = 471.1$ (M+1)

[0681] **Compound 9**: ^1H NMR (400 MHz, DMSO- d_6) δ 7.91 (s, 1H), 6.91 (d, $J = 4.5$ Hz, 1H), 6.78 (d, $J = 4.5$ Hz, 1H), 6.30 (d, $J = 6.1$ Hz, 1H), 5.40 (d, $J = 5.7$ Hz, 1H), 4.68 (dd, $J =$

6.1, 5.0 Hz, 1H), 4.50 – 4.31 (m, 1H), 4.29 – 4.16 (m, 2H), 4.13 – 3.99 (m, 1H), 3.94 (q, J = 5.5 Hz, 1H), 0.68 (m, 4H). LCMS: MS m/z = 376.1 (M+1)

Example 10: ((2R,3S,4R,5R)-5-(4-aminopyrrolo[2,1-f][1,2,4]triazine-7-yl)-5-cyano-3,4-dihydroxytetrahydrofuran-2-yl)methyl (2-methoxyethyl) carbonate (Compound 10)

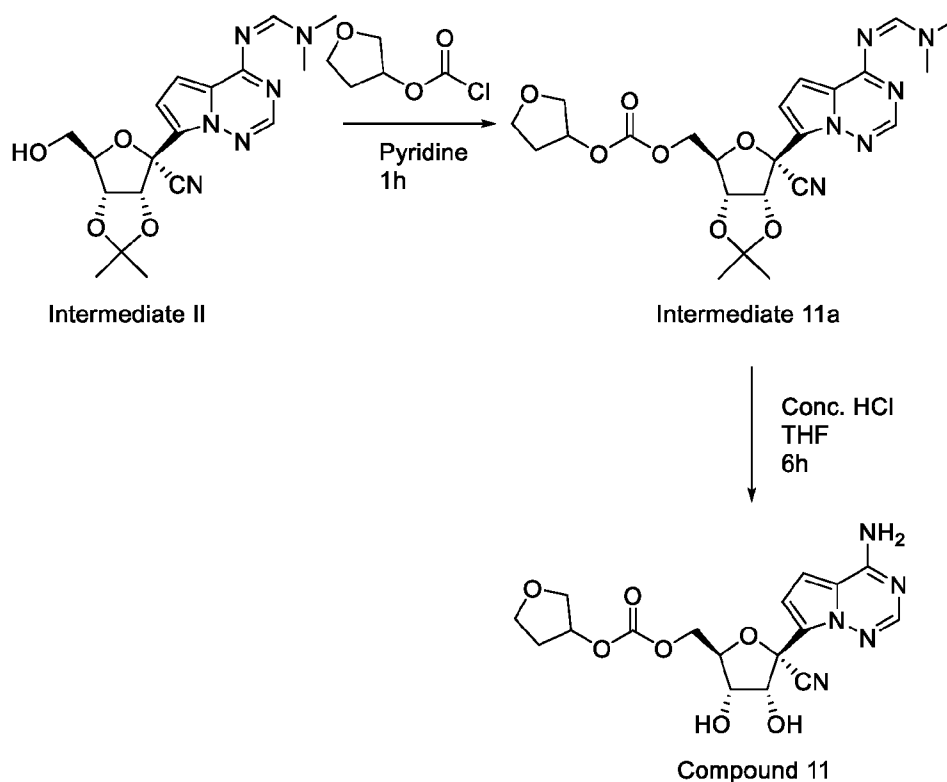


[0682] The **Compound 10** was synthesized as explained in **Example 4** starting from methoxy ethyl chloroformate instead of isopropyl chloroformate.

[0683] **Intermediate 10a:** [(3aR,4R,6R,6aR)-4-cyano-4-[4-[(Z)-dimethylaminomethyleneamino]pyrrolo[2,1-f][1,2,4]triazin-7-yl]-2,2-dimethyl-6,6a-dihydro-3aH-furo[3,4-d][1,3]dioxol-6-yl)methyl 2-methoxyethyl carbonate (and/or its (E)-isomer).
LCMS: MS m/z = 489.3 (M+1)

[0684] **Compound 10:** ^1H NMR (400 MHz, DMSO- d_6) δ 7.92 (s, 3H), 6.91 (d, J = 4.5 Hz, 1H), 6.79 (d, J = 4.5 Hz, 1H), 6.30 (d, J = 6.1 Hz, 1H), 5.41 (d, J = 5.7 Hz, 1H), 4.69 (dd, J = 6.1, 5.0 Hz, 1H), 4.47 – 4.35 (m, 1H), 4.30 – 4.13 (m, 4H), 3.94 (q, J = 5.5 Hz, 1H), 3.58 – 3.47 (m, 2H), 3.26 (s, 3H). LCMS: MS m/z = 394.2 (M+1)

Example 11: ((2R,3S,4R,5R)-5-(4-aminopyrrolo[2,1-f][1,2,4]triazin-7-yl)-5-cyano-3,4-dihydroxytetrahydrofuran-2-yl)methyl (tetrahydrofuran-3-yl) carbonate (Compound 11)

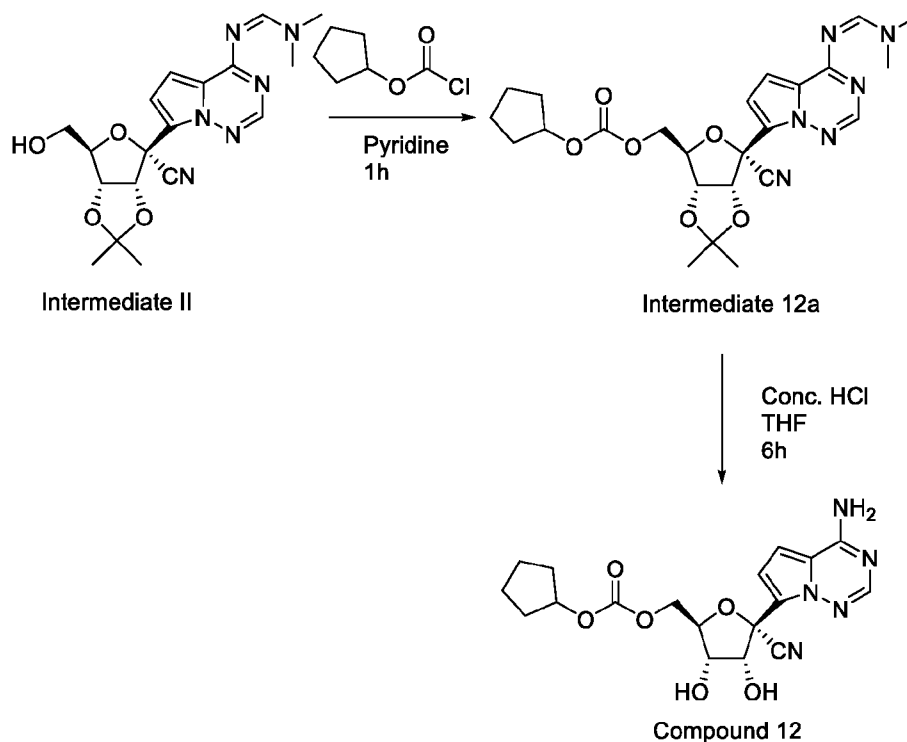


[0685] Compound 11 was synthesized as explained in **Example 4** starting from tetrahydrofuran-3-yl chloroformate instead of isopropyl chloroformate.

[0686] Intermediate 11a: [(3aR,4R,6R,6aR)-4-cyano-4-[4-[(Z)-dimethylaminomethyleneamino]pyrrolo[2,1-f][1,2,4]triazin-7-yl]-2,2-dimethyl-6,6a-dihydro-3aH-furo[3,4-d][1,3]dioxol-6-yl)methyl tetrahydrofuran-3-yl carbonate (and/or its (E)-isomer). LCMS: MS m/z = 501.3 (M+1)

[0687] Compound 11: ^1H NMR (400 MHz, DMSO- d_6) δ 7.92 (s, 1H), 6.92 (d, J = 4.5 Hz, 1H), 6.80 (dd, J = 4.5, 1.3 Hz, 1H), 6.32 (d, J = 6.1 Hz, 1H), 5.41 (d, J = 5.7 Hz, 1H), 5.15 (ddt, J = 5.9, 3.7, 1.7 Hz, 1H), 4.70 (dd, J = 6.1, 4.9 Hz, 1H), 4.49 – 4.35 (m, 1H), 4.32 – 4.15 (m, 2H), 3.95 (q, J = 4.9 Hz, 1H), 3.85 – 3.65 (m, 5H), 2.25 – 2.03 (m, 1H), 2.02 – 1.86 (m, 1H). LCMS: MS m/z = 406.1 (M+1)

Example 12: ((2R,3S,4R,5R)-5-(4-aminopyrrolo[2,1-f][1,2,4]triazin-7-yl)-5-cyano-3,4-dihydroxytetrahydrofuran-2-yl)methyl cyclopentyl carbonate (Compound 12)



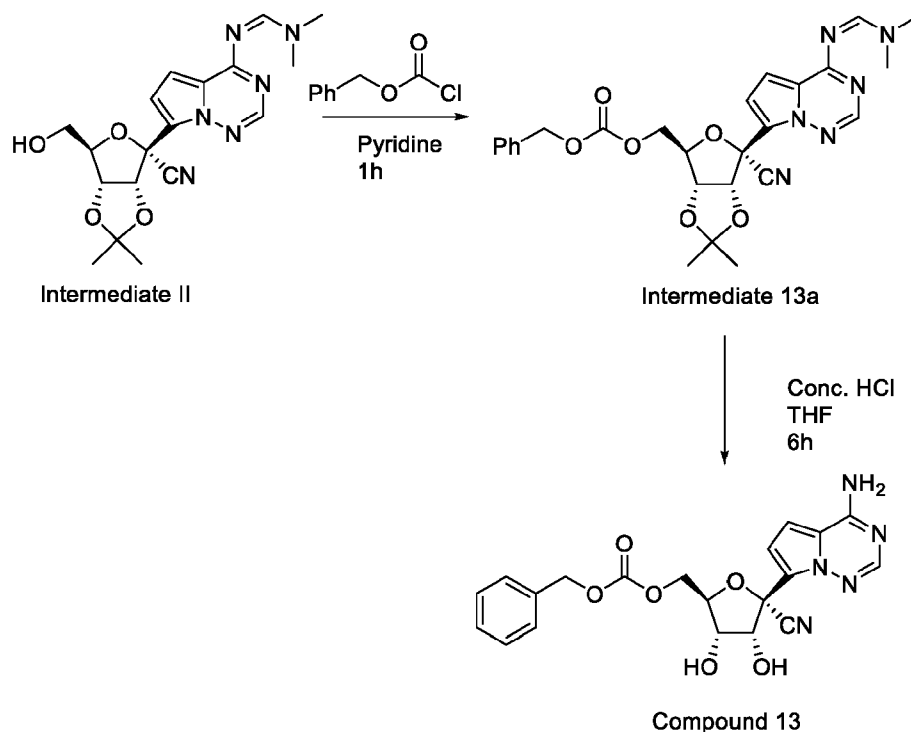
[0688] Compound 12 was synthesized as explained in **Example 4** starting from cyclopentyl chloroformate instead of isopropyl chloroformate.

[0689] **Intermediate 12a:** [(3aR,4R,6R,6aR)-4-cyano-4-[4-[(Z)-dimethylaminomethyleneamino]pyrrolo[2,1-f][1,2,4]triazin-7-yl]-2,2-dimethyl-6,6a-dihydro-3aH-furo[3,4-d][1,3]dioxol-6-yl]methyl cyclopentyl carbonate (and/or its (E)-isomer).

LCMS: MS m/z = 499.3 (M+1)

[0690] **Compound 12:** ^1H NMR (400 MHz, DMSO- d_6) δ 7.92 (s, 2H), 6.91 (d, J = 4.5 Hz, 1H), 6.78 (d, J = 4.6 Hz, 1H), 6.31 (d, J = 6.0 Hz, 1H), 5.39 (d, J = 5.8 Hz, 1H), 4.98 (tt, J = 6.0, 2.4 Hz, 1H), 4.67 (dd, J = 6.0, 4.9 Hz, 1H), 4.49 – 4.32 (m, 1H), 4.29 – 4.11 (m, 2H), 3.93 (q, J = 5.8 Hz, 1H), 1.95 – 1.71 (m, 4H), 1.74 – 1.45 (m, 4H). LCMS: MS m/z = 404.2 (M+1)

Example 13: ((2R,3S,4R,5R)-5-(4-aminopyrrolo[2,1-f][1,2,4]triazin-7-yl)-5-cyano-3,4-dihydroxytetrahydrofuran-2-yl)methyl benzyl carbonate (Compound 13)

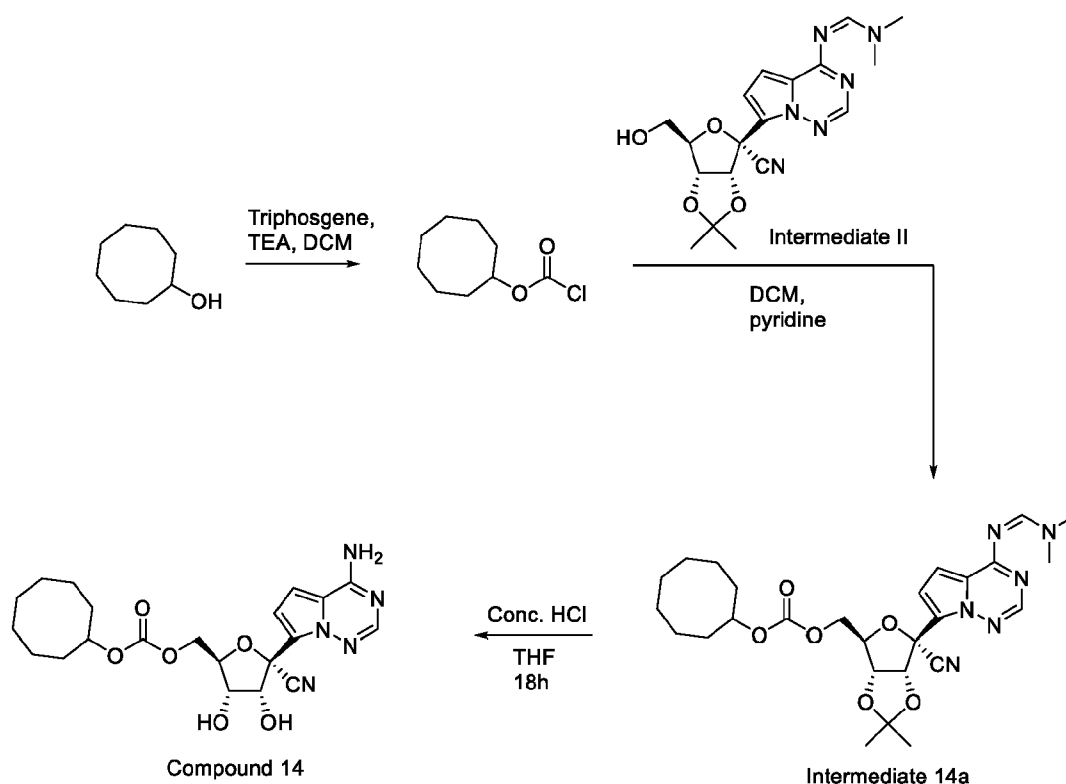


[0691] **Compound 13** was synthesized as explained in **Example 4** starting from benzyl chloroformate instead of isopropyl chloroformate.

[0692] **Intermediate 13a**: [(3aR,4R,6R,6aR)-4-cyano-4-[4-[(Z)-dimethylaminomethyleneamino]pyrrolo[2,1-f][1,2,4]triazin-7-yl]-2,2-dimethyl-6,6a-dihydro-3aH-furo[3,4-d][1,3]dioxol-6-yl)methyl benzyl carbonate (and/or its (E)-isomer). LCMS: MS $m/z = 521.3$ (M+1)

[0693] **Compound 13**: ¹H NMR (400 MHz, DMSO-d₆) δ 7.91 (s, 1H), 7.46 – 7.29 (m, 5H), 6.90 (d, J = 4.6 Hz, 1H), 6.78 (d, J = 4.5 Hz, 1H), 6.31 (d, J = 6.1 Hz, 1H), 5.40 (d, J = 5.7 Hz, 1H), 5.14 (s, 2H), 4.68 (dd, J = 6.1, 4.9 Hz, 1H), 4.51 – 4.37 (m, 1H), 4.34 – 4.17 (m, 2H), 3.94 (q, J = 5.8 Hz, 1H). LCMS: MS $m/z = 426.2$ (M+1)

Example 14: ((2R,3S,4R,5R)-5-(4-aminopyrrolo[2,1-f][1,2,4]triazin-7-yl)-5-cyano-3,4-dihydroxytetrahydrofuran-2-yl)methyl cyclooctyl carbonate (Compound 14)



[0694] To a solution of triphosgene (393 mg, 1.3 mmol, 0.34 eq) in dichloromethane (20 mL) at 0 °C, cyclooctanol (500 mg, 3.9 mmol, 1 eq) was added. To the solution triethylamine (395 mg, 3.9 mmol) dissolved in dichloromethane (5 mL) was added slowly at ice temperature. The reaction mixture was removed from the ice bath after 10 min and stirred at room temperature for 2 h. LCMS shows formation of the product cyclooctanyl chloroformate. The reaction mixture was used directly in the next step. LCMS: MS $m/z = 212.9$ ($M+Na$)

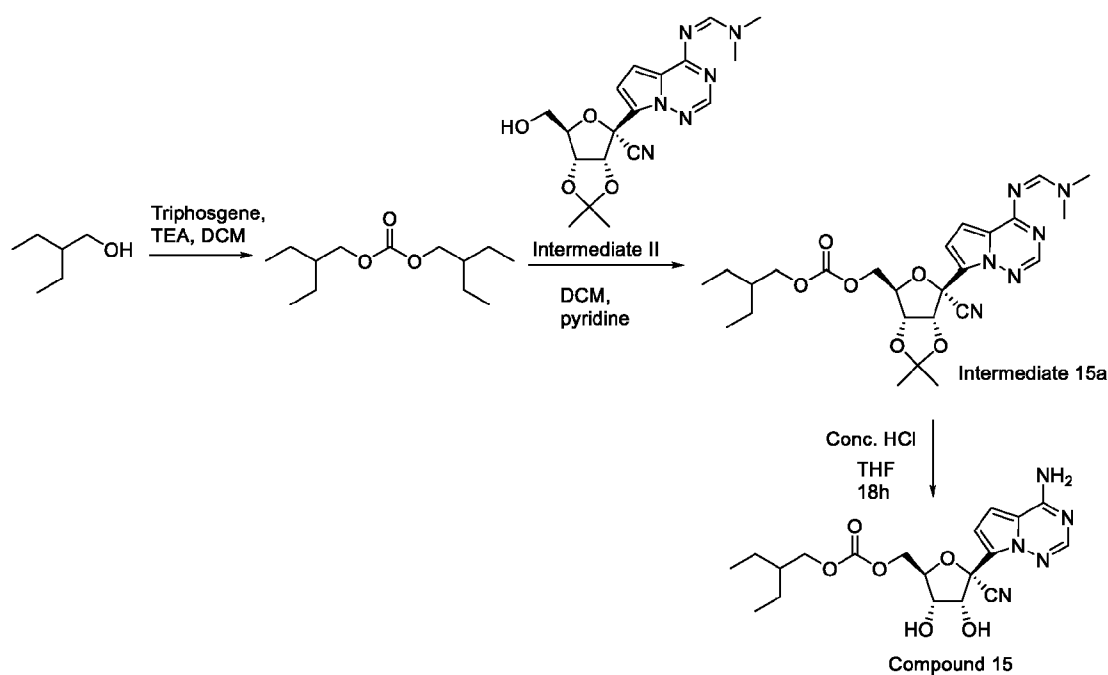
[0695] A solution of **Intermediate II** (150 mg, 0.39 mmol) and pyridine (1 mL) in dichloromethane was cooled to 0 °C. To this solution, the cyclooctanyl chloroformate reaction mixture was added and stirred at room temperature for 2 h. LCMS shows the formation of the product [(3aR,4R,6R,6aR)-4-cyano-4-[4-[(Z)-dimethylaminomethyleneamino]pyrrolo[2,1-f][1,2,4]triazin-7-yl]-2,2-dimethyl-6,6a-dihydro-3aH-furo[3,4-d][1,3]dioxol-6-yl]methyl cyclooctyl carbonate (and/or its (E)-isomer),

Intermediate 14a. The reaction mixture was washed with water, brine and concentrated and purified by flash chromatography using dichloromethane and ethyl acetate as eluants. LCMS: MS $m/z = 541.2$ ($M+1$)

[0696] To a solution of [(3aR,4R,6R,6aR)-4-cyano-4-[4-[(Z)-dimethylaminomethyleneamino]pyrrolo[2,1-f][1,2,4]triazin-7-yl]-2,2-dimethyl-6,6a-dihydro-3aH-furo[3,4-d][1,3]dioxol-6-yl)methyl cyclooctyl carbonate (and/or its (E)-isomer) **14a** (190 mg, 0.35 mmol) in THF (5 mL) at 0 °C. Conc. HCl (0.2 mL) was added and stirred at room temperature for 18 h. LCMS shows the complete conversion to the title compound.

[0697] After completion of the reaction, the reaction mixture was diluted with ethyl acetate (25 mL) and neutralized with saturated sodium bicarbonate. The organic layer was separated, washed with water, brine, and concentrated. The residue was purified by flash chromatography using dichloromethane and methanol as eluants to obtain **Compound 14**. ¹H NMR (400 MHz, DMSO-d₆) δ 7.91 (s, 3H), 6.90 (d, J = 4.5 Hz, 1H), 6.78 (d, J = 4.6 Hz, 1H), 6.30 (d, J = 6.0 Hz, 1H), 5.38 (d, J = 5.8 Hz, 1H), 4.67 (ddd, J = 9.8, 7.1, 4.6 Hz, 2H), 4.45 – 4.34 (m, 1H), 4.29 – 4.11 (m, 2H), 3.93 (q, J = 5.8 Hz, 1H), 1.78 – 1.58 (m, 7H), 1.49 (dt, J = 11.3, 7.4 Hz, 8H). LCMS: MS m/z = 446.2 (M+1)

Example 15: ((2R,3S,4R,5R)-5-(4-aminopyrrolo[2,1-f][1,2,4]triazin-7-yl)-5-cyano-3,4-dihydroxytetrahydrofuran-2-yl)methyl (2-ethylbutyl) carbonate (Compound 15)



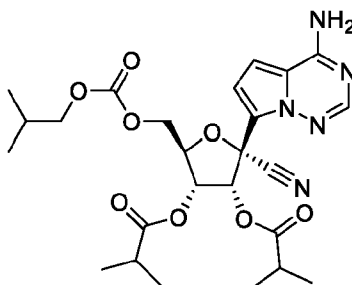
[0698] The bis(2-ethylbutyl) carbonate was synthesized using the conditions described for the preparation of cyclooctanyl chloroformate in **Example 14** starting with 2-ethyl butanol instead of cyclooctanol. LCMS: MS m/z = 230.3

[0699] The **Intermediate 15a** was synthesized as explained in **Example 14** using the bis(2-ethylbutyl) carbonate and **Intermediate II** to obtain the intermediate [(3aR,4R,6R,6aR)-4-cyano-4-[4-[(Z)-dimethylaminomethyleneamino]pyrrolo[2,1-f][1,2,4]triazin-7-yl]-2,2-dimethyl-6,6a-dihydro-3aH-furo[3,4-d][1,3]dioxol-6-yl]methyl 2-ethylbutyl carbonate (and/or its (E)-isomer), **Intermediate 15a**. LCMS: MS m/z = 515.3 (M+1)

[0700] **Compound 15** was synthesized as explained in **Example 14** using **Intermediate 15a**.

Compound 15: ^1H NMR (400 MHz, DMSO- d_6) δ 7.92 (s, 3H), 6.90 (d, J = 4.5 Hz, 1H), 6.79 (d, J = 4.5 Hz, 1H), 6.32 (d, J = 5.9 Hz, 1H), 5.39 (d, J = 5.7 Hz, 1H), 4.66 (t, J = 5.5 Hz, 1H), 4.48 – 4.38 (m, 1H), 4.30 – 4.17 (m, 2H), 4.01 (d, J = 5.7 Hz, 2H), 3.93 (q, J = 5.7 Hz, 1H), 1.49 (p, J = 6.2 Hz, 1H), 1.30 (p, J = 7.3 Hz, 4H), 0.85 (t, J = 7.5 Hz, 6H). LCMS: MS m/z = 420.2 (M+1)

Example 16: (2R,3R,4R,5R)-2-(4-aminopyrrolo[2,1-f][1,2,4]triazin-7-yl)-2-cyano-5-(((isobutoxycarbonyl)oxy)methyl)tetrahydrofuran-3,4-diyl bis(2-methylpropanoate) (Compound 16)

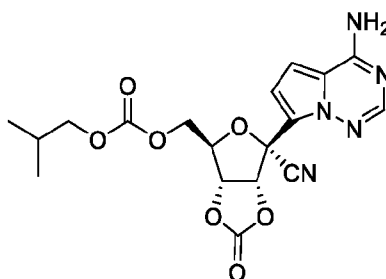


Compound 16

[0701] To a solution of **Compound 1** (150 mg, 0.38 mmol) in THF (10 mL) isobutyric anhydride (78 mg, 0.77 mmol) was added followed by dimethyl aminopyridine (7 mg, 0.06 mmol). The reaction mixture was stirred at room temperature for 30 min. After the completion of the reaction, the mixture was concentrated and purified by flash chromatography using dichloromethane and ethyl acetate as eluants to provide **Compound 16**.: ^1H NMR (400 MHz, DMSO- d_6) δ 7.92 (s, 3H), 6.93 (d, J = 4.6 Hz, 1H), 6.77 (d, J = 4.6

Hz, 1H), 6.09 (d, J = 5.8 Hz, 1H), 5.43 (dd, J = 5.7, 4.1 Hz, 1H), 4.61 (dt, J = 4.9, 3.6 Hz, 1H), 4.46 (dd, J = 12.1, 3.4 Hz, 1H), 4.34 (dd, J = 12.1, 5.0 Hz, 1H), 3.90 – 3.77 (m, 2H), 2.61 (dp, J = 11.8, 7.0 Hz, 2H), 1.85 (hept, J = 6.7 Hz, 1H), 1.15 (dd, J = 8.1, 7.0 Hz, 6H), 1.10 (d, J = 7.0 Hz, 6H), 0.85 (d, J = 6.7 Hz, 6H). LCMS: MS m/z = 532.3 (M+1)

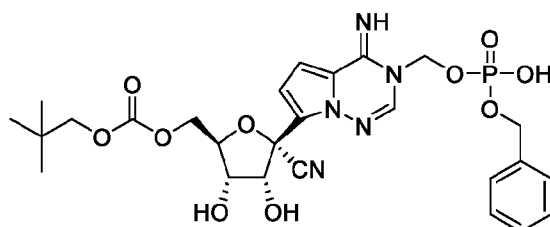
Example 17: ((3aR,4R,6R,6aR)-6-(4-aminopyrrolo[2,1-f][1,2,4]triazin-7-yl)-6-cyano-2-oxotetrahydrofuro[3,4-d][1,3]dioxol-4-yl)methyl isobutyl carbonate (Compound 17)



Compound 17

[0702] To a solution of **Compound 1** (100 mg, 0.26 mmol) in DMF (2 mL), diphenyl carbonate (66 mg, 0.31 mmol) and triethylamine (26 mg, 0.26 mmol) were added and heated at 100 °C for 2 h. LCMS shows the complete conversion to the product. The reaction mixture was diluted with ethyl acetate, washed with bicarbonate, water, brine, dried over sodium sulphate and concentrated and purified by flash using dichloromethane and ethyl acetate as eluants to provide **Compound 17**: ¹H NMR (400 MHz, DMSO-d₆) δ 8.04 (d, J = 25.5 Hz, 2H), 7.96 (s, 1H), 6.97 – 6.89 (m, 2H), 5.98 (d, J = 7.7 Hz, 1H), 5.50 (dd, J = 7.7, 3.9 Hz, 1H), 4.82 (dt, J = 5.8, 3.8 Hz, 1H), 4.43 (dd, J = 12.0, 3.8 Hz, 1H), 4.28 (dd, J = 12.0, 5.8 Hz, 1H), 3.81 (dd, J = 6.6, 1.7 Hz, 2H), 1.83 (dt, J = 13.4, 6.7 Hz, 2H), 0.84 (d, J = 6.7 Hz, 6H). LCMS: MS m/z = 418.1 (M+1).

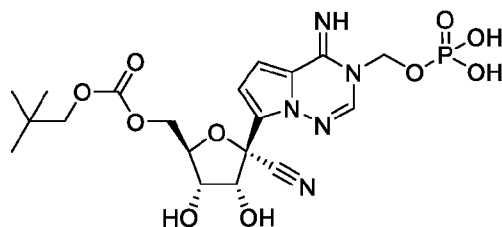
Example 18: ((2R,3S,4R,5R)-5-(3-(((benzyloxy)(hydroxy)phosphoryl)oxy)methyl)-4-imino-3,4-dihydropyrrolo[2,1-f][1,2,4]triazin-7-yl)-5-cyano-3,4-dihydroxytetrahydrofuran-2-yl)methyl neopentyl carbonate (Compound 18)



Compound 18

[0703] To a solution of **Compound 3** (750 mg, 1.9 mmol) and sodium iodide (832 mg, 5.6 mmol) in acetone (20 mL), dibenzyl chloromethyl phosphate (1813 mg, 5.6 mmol) in acetone (5 mL) was added slowly and stirred at room temperature for 48 h. After completion of the reaction, the solvents were distilled off and charged the residue on flash column and eluted with dichloromethane and methanol as eluants to obtain **Compound 18**. ^1H NMR (400 MHz, DMSO- d_6) δ 8.38 (d, J = 1.5 Hz, 1H), 7.46 (d, J = 4.7 Hz, 1H), 7.32 (d, J = 4.1 Hz, 3H), 7.16 (d, J = 4.5 Hz, 4H), 6.96 (d, J = 4.8 Hz, 1H), 5.66 (d, J = 12.0 Hz, 2H), 5.17 (t, J = 14.2 Hz, 1H), 4.81 (d, J = 7.0 Hz, 1H), 4.71 (d, J = 7.1 Hz, 2H), 4.52 (d, J = 4.8 Hz, 1H), 4.41 (dd, J = 12.2, 2.7 Hz, 1H), 4.34 – 4.26 (m, 1H), 4.19 (dd, J = 12.1, 5.1 Hz, 1H), 3.92 (dd, J = 6.8, 4.9 Hz, 1H), 3.76 (d, J = 3.4 Hz, 2H), 0.86 (s, 9H). ^{31}P NMR (162 MHz, DMSO- d_6) δ -1.89 (dt, J = 15.2, 7.9 Hz). LCMS: MS m/z = 606.1 (M+1)

Example 19: ((2R,3S,4R,5R)-5-cyano-3,4-dihydroxy-5-(4-imino-3-((phosphonoxy)methyl)-3,4-dihydropyrrolo[2,1-f][1,2,4]triazin-7-yl)tetrahydrofuran-2-yl)methyl neopentyl carbonate (Compound 19)

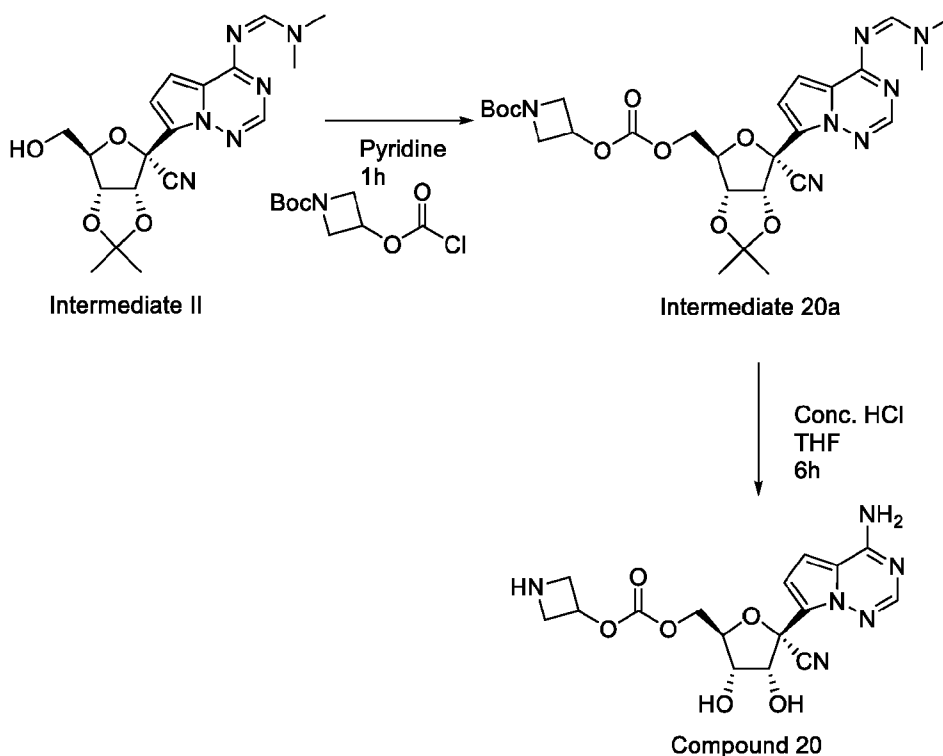


Compound 19

[0704] To a solution of **Compound 18** (350 mg, 0.58 mmol) in ethanol, 5% Palladium on Carbon (30 mg) was added and stirred under hydrogen balloon for 48 h. The reaction was stopped, filtered washing with ethyl acetate, and the filtrate was concentrated. The residue was purified by prep HPLC using 0.1% TFA acetonitrile and 0.1% TFA water as eluants to obtain **Compound 19** as a trifluoroacetate (TFA) salt. **Compound 19**: ^1H NMR (400 MHz,

DMSO- d_6) δ 8.41 (s, 1H), 7.48 (d, $J = 4.8$ Hz, 1H), 7.37 – 7.22 (m, 1H), 6.97 (d, $J = 4.8$ Hz, 1H), 5.62 (d, $J = 10.7$ Hz, 2H), 4.88 – 4.65 (m, 1H), 4.56 (d, $J = 4.8$ Hz, 1H), 4.47 – 4.33 (m, 1H), 4.27 (ddd, $J = 7.3, 5.1, 2.6$ Hz, 1H), 4.18 (dd, $J = 12.1, 5.1$ Hz, 1H), 3.83 – 3.65 (m, 2H), 0.86 (s, 9H); ^{31}P NMR (162 MHz, DMSO- d_6) δ -0.30 (t, $J = 10.6$ Hz). LCMS: MS $m/z = 516.2$ (M+1).

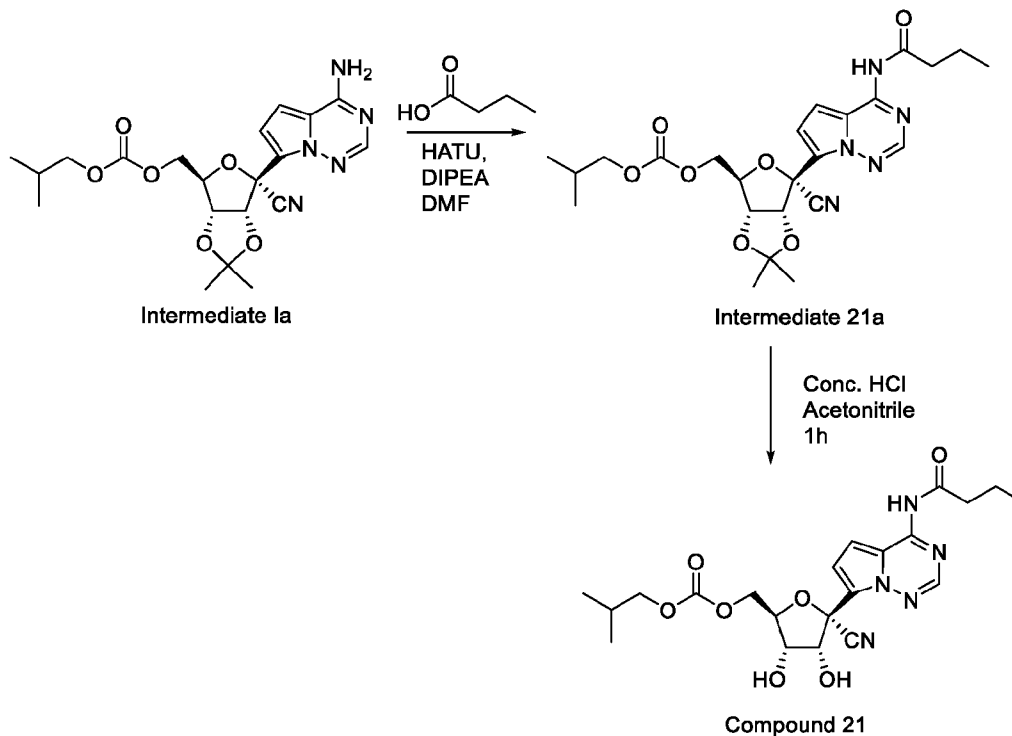
Example 20: ((2R,3S,4R,5R)-5-(4-aminopyrrolo[2,1-f][1,2,4]triazin-7-yl)-5-cyano-3,4-dihydroxytetrahydrofuran-2-yl)methyl azetidino-3-yl carbonate (Compound 20)



10705 **Compound 20** was synthesized as explained in **Example 4** starting from tert-butyl 3-((chlorocarbonyl)oxy)azetidino-1-carboxylate instead of isopropyl chloroformate. After neutralization, the organic layer was separated, and the aqueous layer was concentrated and purified by prep HPLC using .1%TFA acetonitrile and 0.1%TFA water as eluants to obtain **Compound 20** as TFA salt. **Intermediate 20a**: tert-butyl 3-((((3aR,4R,6R,6aR)-6-cyano-6-(4-(((Z)-(dimethylamino)methylene)amino)pyrrolo[2,1-f][1,2,4]triazin-7-yl)-2,2-dimethyltetrahydrofuro[3,4-d][1,3]dioxol-4-yl)methoxy)carbonyl)oxy)azetidino-1-carboxylate. LCMS: MS $m/z = 586.3$ (M+1). **Compound 20**: ^1H NMR (400 MHz, DMSO- d_6) δ 9.25 (s, 1H), 9.02 (s, 1H), 8.03 (d, $J = 39.0$ Hz, 1H), 7.94 (s, 1H), 6.97 (d, $J = 4.6$ Hz,

1H), 6.83 (d, $J = 4.5$ Hz, 1H), 5.18 (tt, $J = 6.9, 5.1$ Hz, 1H), 4.71 (d, $J = 5.0$ Hz, 1H), 4.46 – 4.37 (m, 1H), 4.27 (td, $J = 6.7, 6.0, 3.1$ Hz, 6H), 3.98 – 3.91 (m, 1H). ^{19}F NMR (376 MHz, DMSO- d_6) δ -74.34. LCMS: MS $m/z = 391.2$ (M+1)

Example 21: [(2R,3S,4R,5R)-5-[4-(butanoylamino)pyrrolo[2,1-f][1,2,4]triazin-7-yl]-5-cyano-3,4-dihydroxy-tetrahydrofuran-2-yl]methyl isobutyl carbonate (Compound 21)

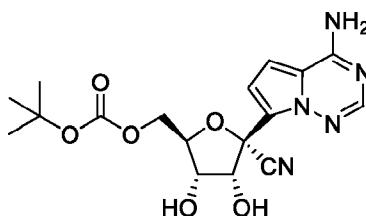


[0706] To a solution of butyric acid (490 mg, 5.6 mmol), and HATU (1767 mg, 4.6 mmol) in DMF (5 mL), **Intermediate 1a** (2000 mg, 4.6 mmol) was added followed by diisopropyl ethyl amine (599 mg, 4.6 mmol) and stirred at room temperature for 48h. The reaction mixture was diluted with ethyl acetate (100 mL), washed with water (5 mL) and brine (10 mL), dried, and concentrated to get [(3aR,4R,6R,6aR)-4-[4-(butanoylamino)pyrrolo[2,1-f][1,2,4]triazin-7-yl]-4-cyano-2,2-dimethyl-6,6a-dihydro-3aH-furo[3,4-d][1,3]dioxol-6-yl]methyl isobutyl carbonate, **Intermediate 21a**. LCMS: MS $m/z = 502.2$ (M+1).

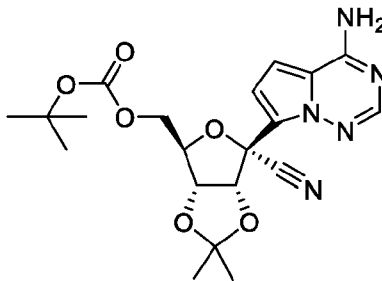
[0707] To a solution of **Intermediate 21a** (1550 mg, 3.1 mmol) in acetonitrile (10 mL), conc. HCl (1.4 mL, 15 mmol) was added and stirred at room temperature for 1 h. After the completion of the reaction, the reaction mixture was diluted with ethyl acetate (100 mL), neutralized with saturated sodium bicarbonate, separated the organic layer, washed with

water and brine, dried, and concentrated. The residue was purified by flash chromatography using dichloromethane and methanol as eluants to obtain **Compound 21**. $^1\text{H NMR}$ (400 MHz, DMSO- d_6) δ 10.88 (s, 1H), 8.39 (s, 1H), 7.28 (d, $J = 4.8$ Hz, 1H), 7.03 (d, $J = 4.7$ Hz, 1H), 6.43 (d, $J = 6.0$ Hz, 1H), 5.45 (d, $J = 5.3$ Hz, 1H), 4.66 (t, $J = 5.2$ Hz, 1H), 4.43 (dd, $J = 11.7, 2.4$ Hz, 1H), 4.34 – 4.14 (m, 2H), 3.94 (d, $J = 5.6$ Hz, 1H), 3.86 (d, $J = 6.5$ Hz, 2H), 3.14 (qd, $J = 7.4, 4.2$ Hz, 2H), 1.88 (dt, $J = 13.3, 6.7$ Hz, 1H), 1.63 (p, $J = 7.3$ Hz, 2H), 0.94 (t, $J = 7.4$ Hz, 3H), 0.88 (d, $J = 6.7$ Hz, 6H). LCMS: MS $m/z = 462.1$ (M+1).

Example 22: ((2R,3S,4R,5R)-5-(4-aminopyrrolo[2,1-f][1,2,4]triazin-7-yl)-5-cyano-3,4-dihydroxytetrahydrofuran-2-yl)methyl tert-butyl carbonate (Compound 46)



Step 1: Intermediate 22a - ((3aR,4R,6R,6aR)-6-(4-aminopyrrolo[2,1-f][1,2,4]triazin-7-yl)-6-cyano-2,2-dimethyltetrahydrofuro[3,4-d][1,3]dioxol-4-yl)methyl tert-butyl carbonate

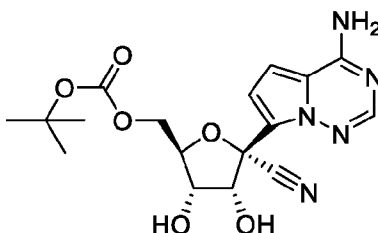


Intermediate 22a

[0708] To a solution of (3aR,4R,6R,6aR)-4-(4-aminopyrrolo[2,1-f][1,2,4]triazin-7-yl)-6-(hydroxymethyl)-2,2-dimethyl-6,6a-dihydro-3aH-furo[3,4-d][1,3]dioxole-4-carbonitrile (**Intermediate I**, 3.0 g, 9.1 mmol) and di-*tert*-butyl dicarbonate (2.17 g, 10 mmol) in THF (30 mL) was added catalytic DMAP and the reaction mixture was stirred for 1.5 h. The reaction mixture was then concentrated *in vacuo* and purified by flash chromatography

using dichloromethane and methanol as eluents to obtain **Intermediate 22a**. LCMS: MS m/z: 432.0 (M+1).

Step 2: Compound 46 - ((2R,3S,4R,5R)-5-(4-aminopyrrolo[2,1-f][1,2,4]triazin-7-yl)-5-cyano-3,4-dihydroxytetrahydrofuran-2-yl)methyl tert-butyl carbonate

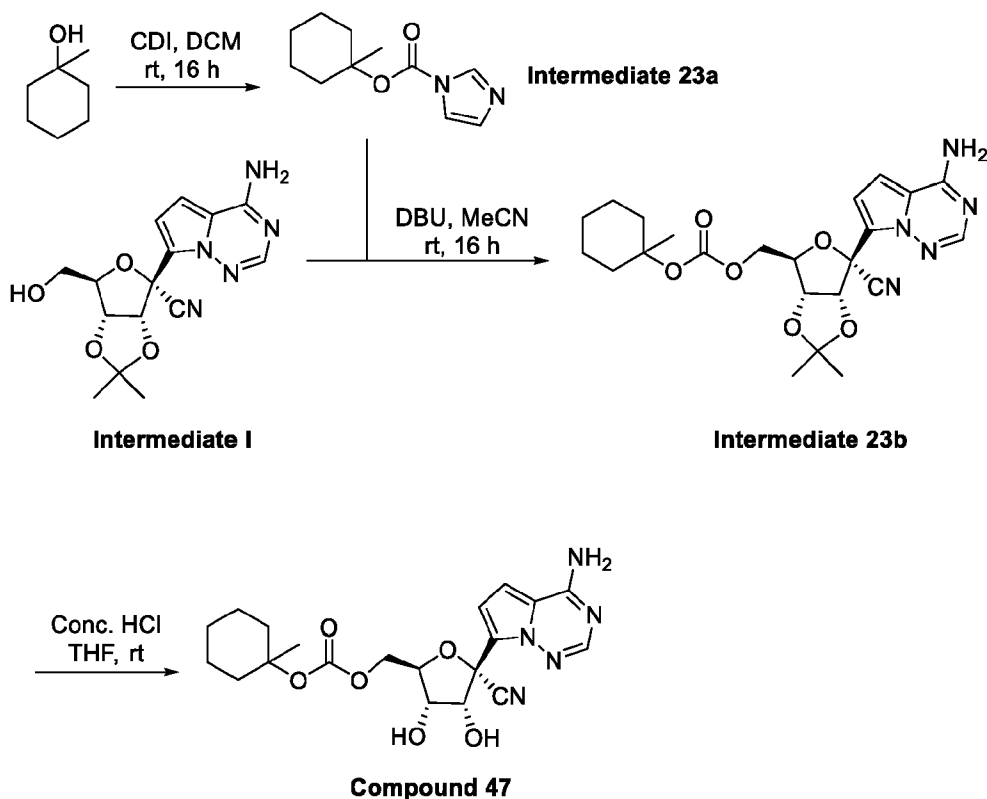


Compound 46

[0709] To a solution of ((3aR,4R,6R,6aR)-6-(4-aminopyrrolo[2,1-f][1,2,4]triazin-7-yl)-6-cyano-2,2-dimethyltetrahydrofuro[3,4-d][1,3]dioxol-4-yl)methyl tert-butyl carbonate (**Intermediate 22a**, 3.2 g, 7.4 mmol) in THF (30 mL) at 0 °C was added conc. HCl (3.1 mL, 37 mmol). After ~10 min, the reaction mixture was brought to room temperature and stirred for 6 h.

[0710] The reaction mixture was diluted with ethyl acetate, neutralized with sat aq. NaHCO₃ solution, and the organics were separated and washed with water, brine, dried and concentrated *in vacuo*. The resulting residue was purified by flash chromatography using dichloromethane and methanol as eluents to obtain **Compound 46**. ¹H NMR (400 MHz, DMSO-d₆) δ 7.92 (s, 2H), 6.91 (d, J = 4.6 Hz, 1H), 6.79 (d, J = 4.5 Hz, 1H), 6.30 (d, J = 6.1 Hz, 1H), 5.38 (d, J = 5.8 Hz, 1H), 4.67 (dd, J = 6.1, 5.0 Hz, 1H), 4.35 (dd, J = 11.8, 2.9 Hz, 1H), 4.20 (td, J = 6.2, 2.8 Hz, 1H), 4.12 (dd, J = 11.8, 6.0 Hz, 1H), 3.92 (td, J = 6.3, 5.1 Hz, 1H), 1.41 (s, 9H). LCMS: MS m/z: 392.0 (M+1).

Example 23: ((2R,3S,4R,5R)-5-(4-aminopyrrolo[2,1-f][1,2,4]triazin-7-yl)-5-cyano-3,4-dihydroxytetrahydrofuran-2-yl)methyl (1-methylcyclohexyl) carbonate (Compound 47)



Step 1: Intermediate 23a

[0711] 1-Methylcyclohexanol (2 mL, 16.1 mmol) was added dropwise to a stirring solution of 1,1'-carbonyldiimidazole (3.91 g, 24.1 mmol) in DCM (53 mL) at 0 °C, then warmed to room temperature and stirred for 16 h. The reaction mixture was transferred to a separatory funnel, washed with water two times, dried over MgSO₄, and concentrated. **Intermediate 23a** was quantified using NMR and used without further purification.

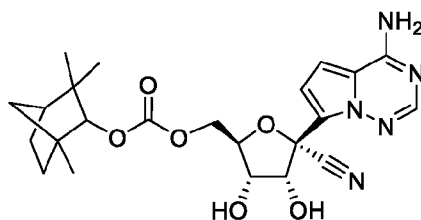
Step 2: Intermediate 23b

[0712] **Intermediate 23a** (2.21 g, 10.6 mmol) and **Intermediate I** (3.2 g, 9.66 mmol) were dissolved in MeCN (27 mL) at room temperature, then was subsequently treated with 1,8-diazabicyclo[5.4.0]undec-7-ene (0.29 mL, 1.93 mmol). The resulting solution was stirred at room temperature for 16 h then was quenched with saturated aqueous ammonium chloride. The biphasic mixture was extracted using EtOAc three times, and the combined organic layers were dried over MgSO₄, concentrated. The crude **Intermediate 23b** was used without further purification assuming quantitative yield. LCMS: MS m/z 494.1 (M + 23).

Step 3: Compound 47 - ((2R,3S,4R,5R)-5-(4-aminopyrrolo[2,1-f][1,2,4]triazin-7-yl)-5-cyano-3,4-dihydroxytetrahydrofuran-2-yl)methyl (1-methylcyclohexyl) carbonate

[0713] A solution of **Intermediate 23b** (3.62 g, 1 mmol) in THF (77 mL) at 0 °C was treated with conc. HCl (6 mL, 72.6 mmol), then reaction was warmed to RT and stirred for 6.5 h. The resulting mixture was basified with saturated aqueous sodium bicarbonate, extracted with EtOAc three times, and the combined organic layers were dried over MgSO₄ then concentrated. The residue was purified by flash chromatography using dichloromethane and methanol as eluants to obtain **Compound 47**. ¹H NMR (400 MHz, DMSO-d₆) δ 8.17 – 7.68 (m, 3H), 7.04 – 6.87 (m, 1H), 6.85 – 6.78 (m, 1H), 6.40 – 6.27 (m, 1H), 5.51 – 5.32 (m, 1H), 4.77 – 4.56 (m, 1H), 4.44 – 4.33 (m, 1H), 4.26 – 4.07 (m, 2H), 3.99 – 3.88 (m, 1H), 2.04 – 1.92 (m, 2H), 1.55 – 1.13 (m, 11H). LCMS: MS m/z: 454.1 (M+23).

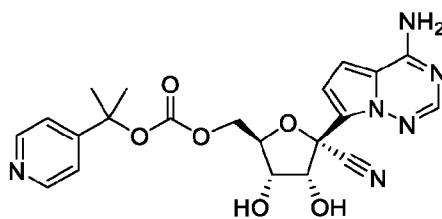
Example 24: ((2R,3S,4R,5R)-5-(4-aminopyrrolo[2,1-f][1,2,4]triazin-7-yl)-5-cyano-3,4-dihydroxytetrahydrofuran-2-yl)methyl (1,3,3-trimethylbicyclo[2.2.1]heptan-2-yl) carbonate (Compound 48)



Compound 48

[0714] **Compound 48** was synthesized in a manner similar to **Compound 47** (((2R,3S,4R,5R)-5-(4-aminopyrrolo[2,1-f][1,2,4]triazin-7-yl)-5-cyano-3,4-dihydroxytetrahydrofuran-2-yl)methyl (1-methylcyclohexyl) carbonate), replacing 1-methylcyclohexanol with fenchyl alcohol (racemic). ¹H NMR (400 MHz, DMSO-d₆) δ 7.92 (s, 3H), 6.90 (d, J = 4.6 Hz, 1H), 6.85 – 6.76 (m, 1H), 6.36 (d, J = 6.0 Hz, 1H), 5.40 (d, J = 5.8 Hz, 1H), 4.64 (dd, J = 5.9, 4.8 Hz, 1H), 4.48 – 4.37 (m, 1H), 4.32 – 4.20 (m, 2H), 4.16 (t, J = 3.1 Hz, 1H), 3.99 – 3.86 (m, 1H), 1.72 – 1.53 (m, 4H), 1.50 – 1.34 (m, 1H), 1.17 (dt, J = 10.1, 2.1 Hz, 1H), 1.05 (s, 7H), 0.71 (s, 3H). LCMS: MS m/z: 472.1 (M+1).

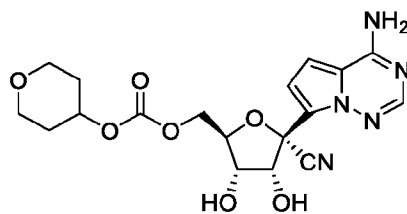
Example 25: ((2R,3S,4R,5R)-5-(4-aminopyrrolo[2,1-f][1,2,4]triazin-7-yl)-5-cyano-3,4-dihydroxytetrahydrofuran-2-yl)methyl (2-(pyridin-4-yl)propan-2-yl) carbonate (Compound 49)



Compound 49

[0715] Compound 49 (((2R,3S,4R,5R)-5-(4-aminopyrrolo[2,1-f][1,2,4]triazin-7-yl)-5-cyano-3,4-dihydroxytetrahydrofuran-2-yl)methyl (2-(pyridin-4-yl)propan-2-yl) carbonate) was synthesized in a manner similar to **Compound 47** (((2R,3S,4R,5R)-5-(4-aminopyrrolo[2,1-f][1,2,4]triazin-7-yl)-5-cyano-3,4-dihydroxytetrahydrofuran-2-yl)methyl (1-methylcyclohexyl) carbonate), replacing 1-methylcyclohexanol with 2-(pyridin-4-yl)propan-2-ol. ¹H NMR (400 MHz, DMSO-d₆) δ 8.53 – 8.42 (m, 2H), 7.93 (s, 3H), 7.31 – 7.19 (m, 2H), 6.93 (d, J = 4.5 Hz, 1H), 6.82 (d, J = 4.5 Hz, 1H), 6.33 (d, J = 6.1 Hz, 1H), 5.40 (d, J = 5.7 Hz, 1H), 4.69 (dd, J = 6.1, 5.0 Hz, 1H), 4.33 (dd, J = 11.6, 2.7 Hz, 1H), 4.25 – 4.09 (m, 2H), 3.97 – 3.86 (m, 1H), 1.69 (d, J = 2.8 Hz, 6H). LCMS: MS m/z: 455.1 (M+1)

Example 26: ((2R,3S,4R,5R)-5-(4-aminopyrrolo[2,1-f][1,2,4]triazin-7-yl)-5-cyano-3,4-dihydroxytetrahydrofuran-2-yl)methyl (tetrahydro-2H-pyran-4-yl) carbonate (Compound 50)

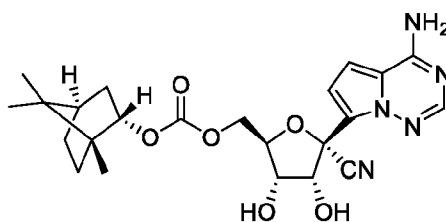


Compound 50

[0716] Compound 50 was synthesized in a manner similar to ((2R,3S,4R,5R)-5-(4-aminopyrrolo[2,1-f][1,2,4]triazin-7-yl)-5-cyano-3,4-dihydroxytetrahydrofuran-2-yl)methyl cyclooctyl carbonate (**Compound 14**) in Example 41, using the 2-step procedure and

replacing cyclooctanol with tetrahydro-2H-pyran-4-ol. ^1H NMR (400 MHz, DMSO- d_6) δ 7.93 (s, 3H), 6.92 (d, $J = 4.5$ Hz, 1H), 6.80 (d, $J = 4.5$ Hz, 1H), 6.34 (d, $J = 6.0$ Hz, 1H), 5.42 (d, $J = 5.8$ Hz, 1H), 4.79 – 4.65 (m, 2H), 4.49 – 4.38 (m, 1H), 4.29 – 4.17 (m, 2H), 3.95 (q, $J = 5.9$ Hz, 1H), 3.78 (dq, $J = 12.5, 4.4$ Hz, 2H), 3.45 (tdd, $J = 9.0, 4.5, 3.0$ Hz, 2H), 1.94 – 1.84 (m, 2H), 1.62 – 1.48 (m, 2H). LCMS: MS m/z : 420.01 (M+1).

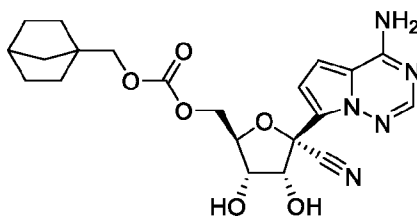
Example 27: ((2R,3S,4R,5R)-5-(4-aminopyrrolo[2,1-f][1,2,4]triazin-7-yl)-5-cyano-3,4-dihydroxytetrahydrofuran-2-yl)methyl ((1R,2S,4R)-1,7,7-trimethylbicyclo[2.2.1]heptan-2-yl) carbonate (Compound 51)



Compound 51

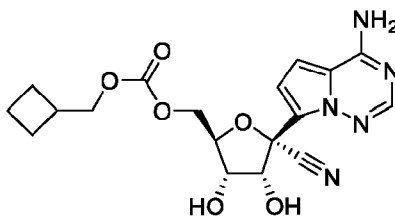
[0717] Compound 51 was synthesized in a manner similar to ((2R,3S,4R,5R)-5-(4-aminopyrrolo[2,1-f][1,2,4]triazin-7-yl)-5-cyano-3,4-dihydroxytetrahydrofuran-2-yl)methyl cyclooctyl carbonate (**Compound 14**) in Example 41, using the 2-step procedure and replacing cyclooctanol with (+)-Borneol. The crude reaction mixture was concentrated *in vacuo* and resulting **Intermediate 27a** was used directly in the deprotection step. LCMS: MS m/z : 567.3 (M+1). **Compound 51** was purified by silica gel chromatography (0-15% MeOH/DCM). ^1H NMR (400 MHz, DMSO- d_6) δ 7.92 (s, 3H), 6.90 (d, $J = 4.5$ Hz, 1H), 6.79 (d, $J = 4.5$ Hz, 1H), 6.35 (d, $J = 6.0$ Hz, 1H), 5.41 (d, $J = 5.8$ Hz, 1H), 4.73 (ddd, $J = 9.9, 3.4, 1.9$ Hz, 1H), 4.65 (dd, $J = 6.0, 4.9$ Hz, 1H), 4.45 (dd, $J = 11.4, 2.3$ Hz, 1H), 4.27 – 4.16 (m, 2H), 3.94 (td, $J = 6.2, 4.9$ Hz, 1H), 2.34 – 2.21 (m, 1H), 1.82 (ddd, $J = 13.0, 9.2, 4.2$ Hz, 1H), 1.77 – 1.63 (m, 2H), 1.30 (tt, $J = 11.9, 2.8$ Hz, 1H), 1.20 (ddd, $J = 11.3, 9.2, 4.3$ Hz, 1H), 0.99 (dd, $J = 13.7, 3.4$ Hz, 1H), 0.87 (s, 3H), 0.85 (s, 3H), 0.82 (s, 3H). LCMS: MS m/z : 471.98 (M+1).

Example 28: ((2R,3S,4R,5R)-5-(4-aminopyrrolo[2,1-f][1,2,4]triazin-7-yl)-5-cyano-3,4-dihydroxytetrahydrofuran-2-yl)methyl (bicyclo[2.2.1]heptan-1-ylmethyl) carbonate (Compound 52)

**Compound 52**

[0718] **Compound 52** was synthesized in a manner similar to ((2R,3S,4R,5R)-5-(4-aminopyrrolo[2,1-f][1,2,4]triazin-7-yl)-5-cyano-3,4-dihydroxytetrahydrofuran-2-yl)methyl cyclooctyl carbonate (**Compound 14**) in Example 41, using the 2-step procedure and replacing cyclooctanol with bicyclo[2.2.1]heptan-1-ylmethanol. The crude reaction mixture was concentrated in vacuo and the intermediate was used directly in the deprotection step. LCMS: MS m/z: 444.10 (M+1). ¹H NMR (400 MHz, DMSO-d₆) δ 7.92 (s, 3H), 6.90 (d, J = 4.6 Hz, 1H), 6.79 (d, J = 4.6 Hz, 1H), 6.34 (d, J = 6.0 Hz, 1H), 5.41 (d, J = 5.8 Hz, 1H), 4.67 (dd, J = 6.0, 4.9 Hz, 1H), 4.42 (d, J = 9.0 Hz, 1H), 4.28 – 4.17 (m, 4H), 3.94 (q, J = 5.8 Hz, 1H), 2.19 (dd, J = 5.3, 3.6 Hz, 1H), 1.63 – 1.52 (m, 2H), 1.43 (tt, J = 13.2, 3.1 Hz, 2H), 1.31 – 1.12 (m, 6H).

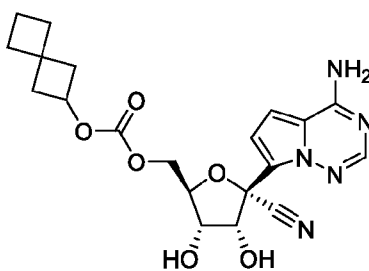
Example 29: ((2R,3S,4R,5R)-5-(4-aminopyrrolo[2,1-f][1,2,4]triazin-7-yl)-5-cyano-3,4-dihydroxytetrahydrofuran-2-yl)methyl (cyclobutylmethyl) carbonate (Compound 53)

**Compound 53**

[0719] **Compound 53** was synthesized in a manner similar to ((2R,3S,4R,5R)-5-(4-aminopyrrolo[2,1-f][1,2,4]triazin-7-yl)-5-cyano-3,4-dihydroxytetrahydrofuran-2-yl)methyl cyclooctyl carbonate (**Compound 14**) in Example 41, using the 2-step procedure and replacing cyclooctanol with cyclobutylmethanol. The crude reaction mixture was concentrated *in vacuo* and the intermediate was used directly in the deprotection step. LCMS: MS m/z: 404.10 (M+1). ¹H NMR (400 MHz, DMSO-d₆) δ 7.92 (s, 3H), 6.91 (d, J = 4.6 Hz, 1H), 6.79 (d, J = 4.5 Hz, 1H), 6.33 (s, 1H), 5.41 (s, 1H), 4.67 (t, J = 3.5 Hz, 1H), 4.46 – 4.35

(m, 1H), 4.26 – 4.17 (m, 2H), 4.05 (d, J = 6.7 Hz, 2H), 3.93 (t, J = 5.6 Hz, 1H), 2.64 – 2.52 (m, 1H), 2.06 – 1.94 (m, 2H), 1.90 – 1.79 (m, 2H), 1.79 – 1.68 (m, 2H).

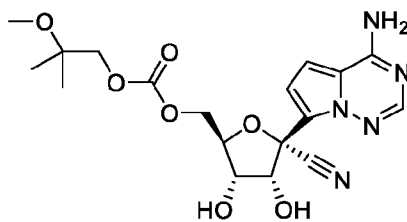
Example 30: ((2R,3S,4R,5R)-5-(4-aminopyrrolo[2,1-f][1,2,4]triazin-7-yl)-5-cyano-3,4-dihydroxytetrahydrofuran-2-yl)methyl spiro[3.3]heptan-2-yl carbonate (Compound 29)



Compound 29

[0720] **Compound 29** was synthesized in a manner similar to ((2R,3S,4R,5R)-5-(4-aminopyrrolo[2,1-f][1,2,4]triazin-7-yl)-5-cyano-3,4-dihydroxytetrahydrofuran-2-yl)methyl cyclooctyl carbonate (**Compound 14**) in Example 41, using the 2-step procedure and replacing cyclooctanol with spiro[3.3]heptan-2-ol. The crude reaction mixture was concentrated *in vacuo* and intermediate was used directly in the deprotection step. LCMS: MS m/z: 430.10 (M+1). ¹H NMR (400 MHz, DMSO-d₆) δ 7.91 (s, 3H), 6.91 (d, J = 4.5 Hz, 1H), 6.78 (d, J = 4.5 Hz, 1H), 6.31 (d, J = 6.1 Hz, 1H), 5.40 (d, J = 5.7 Hz, 1H), 4.77 – 4.64 (m, 2H), 4.44 – 4.33 (m, 1H), 4.28 – 4.11 (m, 2H), 3.93 (q, J = 5.8 Hz, 1H), 2.44 – 2.33 (m, 2H), 2.02 – 1.87 (m, 6H), 1.85 – 1.72 (m, 2H).

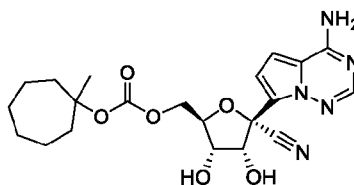
Example 31: ((2R,3S,4R,5R)-5-(4-aminopyrrolo[2,1-f][1,2,4]triazin-7-yl)-5-cyano-3,4-dihydroxytetrahydrofuran-2-yl)methyl (2-methoxy-2-methylpropyl) carbonate (Compound 54)



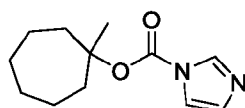
Compound 54

[0721] **Compound 54** was synthesized in a manner similar to ((2R,3S,4R,5R)-5-(4-aminopyrrolo[2,1-f][1,2,4]triazin-7-yl)-5-cyano-3,4-dihydroxytetrahydrofuran-2-yl)methyl cyclooctyl carbonate (**Compound 14**) in Example 41, using the 2-step procedure and replacing cyclooctanol with 2-methoxy-2-methylpropan-1-ol. The crude reaction mixture was concentrated *in vacuo* and the intermediate was used directly in the deprotection step. LCMS: MS *m/z*: 422.10 (M+1). ¹H NMR (400 MHz, DMSO-*d*₆) δ 7.92 (s, 3H), 6.90 (d, J = 4.5 Hz, 1H), 6.80 (d, J = 4.5 Hz, 1H), 6.34 (d, J = 6.0 Hz, 1H), 5.41 (d, J = 5.8 Hz, 1H), 4.67 (dd, J = 6.1, 4.9 Hz, 1H), 4.47 – 4.37 (m, 1H), 4.27 – 4.18 (m, 2H), 4.00 (d, J = 1.0 Hz, 2H), 3.94 (q, J = 5.7 Hz, 1H), 3.11 (s, 3H), 1.11 (s, 6H).

Example 32: ((2R,3S,4R,5R)-5-(4-aminopyrrolo[2,1-f][1,2,4]triazin-7-yl)-5-cyano-3,4-dihydroxytetrahydrofuran-2-yl)methyl (1-methylcycloheptyl) carbonate (Compound 55)



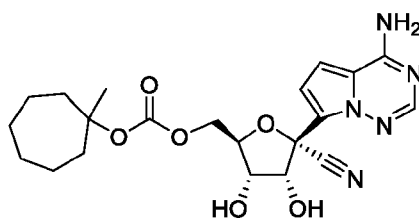
Step 1: Intermediate 32a - 1, 1-methylcycloheptyl 1H-imidazole-1-carboxylate



Intermediate 32a

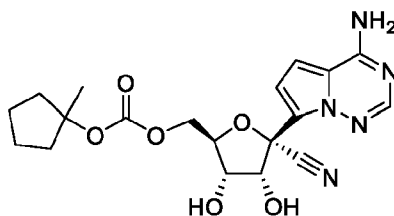
[0722] A mixture of 1-methylcycloheptan-1-ol (0.272 mL, 1.95 mmol), 1,1'-carbonyldiimidazole (474 mg, 2.92 mmol), and potassium hydroxide (5.47 mg, 0.0975 mmol) in toluene (10.0 mL) was heated to 60 °C overnight. The reaction mixture was then diluted with DCM and washed twice with H₂O. The organic phase was dried over MgSO₄, filtered, and concentrated *in vacuo*. **Intermediate 32a** was quantified using NMR and used without further purification.

Step 2: Compound 55 - ((2R,3S,4R,5R)-5-(4-aminopyrrolo[2,1-f][1,2,4]triazin-7-yl)-5-cyano-3,4-dihydroxytetrahydrofuran-2-yl)methyl (1-methylcycloheptyl) carbonate

**Compound 55**

[0723] Compound 55 ((2R,3S,4R,5R)-5-(4-aminopyrrolo[2,1-f][1,2,4]triazin-7-yl)-5-cyano-3,4-dihydroxytetrahydrofuran-2-yl)methyl (1-methylcycloheptyl) carbonate was synthesized in a manner similar to Steps 2 and 3 of **Example 23**, ((2R,3S,4R,5R)-5-(4-aminopyrrolo[2,1-f][1,2,4]triazin-7-yl)-5-cyano-3,4-dihydroxytetrahydrofuran-2-yl)methyl (1-methylcyclohexyl) carbonate (**Compound 47**), replacing **Intermediate 23a** with **Intermediate 32a**. $^1\text{H NMR}$ (400 MHz, DMSO- d_6) δ 7.92 (s, 3H), 6.90 (d, $J = 4.6$ Hz, 1H), 6.80 (d, $J = 4.5$ Hz, 1H), 6.32 (d, $J = 6.0$ Hz, 1H), 5.39 (d, $J = 5.9$ Hz, 1H), 4.65 (dd, $J = 6.0$, 4.9 Hz, 1H), 4.36 (dd, $J = 11.9$, 2.9 Hz, 1H), 4.20 (td, $J = 6.2$, 2.8 Hz, 1H), 4.12 (dd, $J = 11.9$, 5.7 Hz, 1H), 3.92 (dt, $J = 6.9$, 5.7 Hz, 1H), 2.01 (dt, $J = 15.0$, 7.9 Hz, 2H), 1.79 – 1.60 (m, 2H), 1.58 – 1.45 (m, 6H), 1.44 (s, 3H), 1.42 – 1.31 (m, 2H). LCMS: MS m/z : 446.1 (M+1).

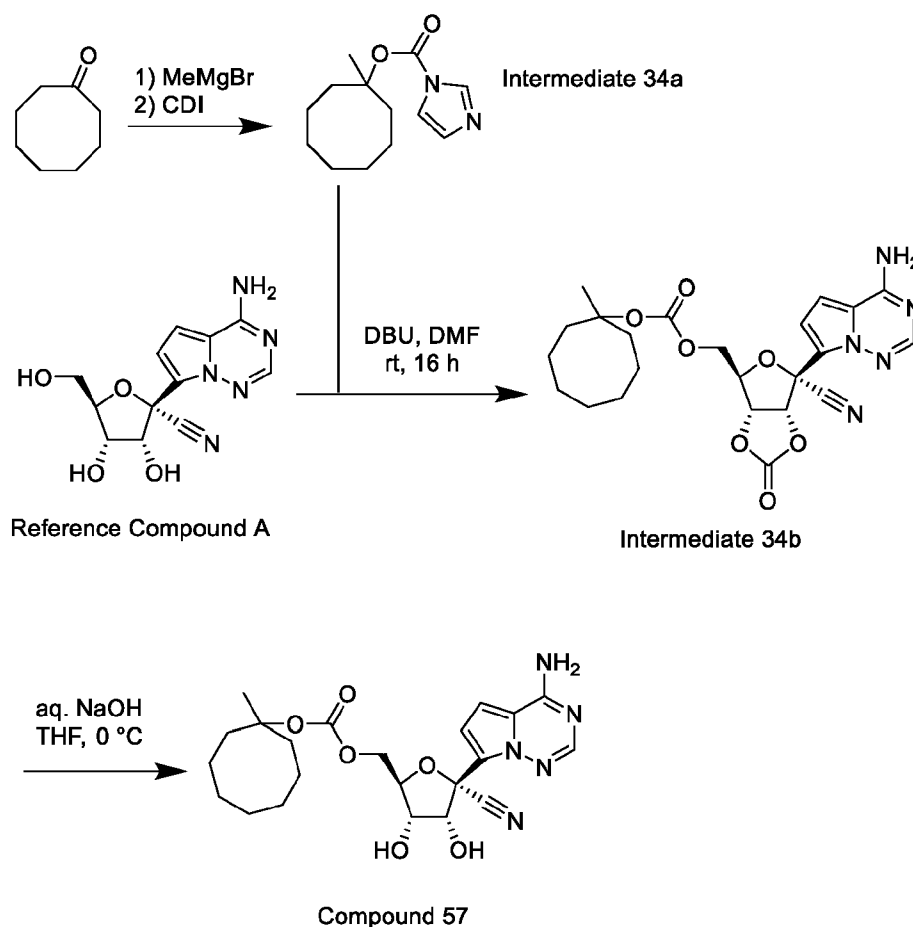
Example 33: ((2R,3S,4R,5R)-5-(4-aminopyrrolo[2,1-f][1,2,4]triazin-7-yl)-5-cyano-3,4-dihydroxytetrahydrofuran-2-yl)methyl (1-methylcyclopentyl) carbonate (Compound 56)

**Compound 56**

[0724] Compound 56 ((2R,3S,4R,5R)-5-(4-aminopyrrolo[2,1-f][1,2,4]triazin-7-yl)-5-cyano-3,4-dihydroxytetrahydrofuran-2-yl)methyl (1-methylcyclopentyl) carbonate was synthesized in a manner similar to **Compound 55** ((2R,3S,4R,5R)-5-(4-aminopyrrolo[2,1-f][1,2,4]triazin-7-yl)-5-cyano-3,4-dihydroxytetrahydrofuran-2-yl)methyl (1-methylcycloheptyl) carbonate, replacing 1-methylcycloheptan-1-ol with 1-methylcyclopentan-1-ol. $^1\text{H NMR}$ (400 MHz, DMSO- d_6) δ 7.92 (s, 3H), 6.90 (d, $J = 4.5$ Hz, 1H), 6.79 (d, $J = 4.5$ Hz, 1H), 6.32 (d, $J = 6.0$ Hz, 1H), 5.40 (d, $J = 5.8$ Hz, 1H), 4.66 (t, $J = 5.5$ Hz, 1H), 4.36 (dd, $J = 11.8$, 2.8 Hz, 1H),

4.20 (td, $J = 6.2, 2.7$ Hz, 1H), 4.13 (dd, $J = 11.8, 5.9$ Hz, 1H), 3.92 (q, $J = 5.8$ Hz, 1H), 2.06 – 1.93 (m, 2H), 1.63 (tt, $J = 13.5, 9.1, 8.4, 3.8$ Hz, 6H), 1.50 (s, 3H). LCMS: MS m/z : 418.1 (M+1).

Example 34: ((2R,3S,4R,5R)-5-(4-aminopyrrolo[2,1-f][1,2,4]triazin-7-yl)-5-cyano-3,4-dihydroxytetrahydrofuran-2-yl)methyl (1-methylcyclooctyl) carbonate (Compound 57)



Step 1: Intermediate 34a

[0725] A stirred solution of cyclooctanone (10.5 mL, 79.7 mL) in diethyl ether (181 mL) was cooled to 0 °C then treated with MeMgBr (3 M in diethyl ether, 79.7 mL, 239 mmol). The resulting solution was warmed slowly to room temperature over 16 h before it was cooled to 0 °C and quenched by dropwise addition of saturated aqueous ammonium chloride solution. The organic layer was separated, and the aqueous layer was extracted three times with diethyl

ether. The combined organic layers were dried over MgSO₄, concentrated, and the crude was purified by flash chromatography using hexanes and ethyl acetate as eluants to obtain 1-methylcyclooctanol.

[0726] 1-Methylcyclooctanol (3.0 g, 21.1 mmol) was added dropwise to a stirring solution of 1,1'-carbonyldiimidazole (5.1 g, 31.6 mmol) in DCM (69 mL) at 0 °C, then warmed to room temperature and stirred for 16 h. The reaction mixture was transferred to a separatory funnel, washed with water two times, dried over MgSO₄, and concentrated. **Intermediate 34a** was used without further purification.

Step 2: Intermediate 34b

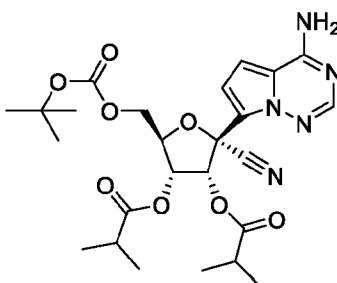
[0727] A stirred solution of **Reference Compound A** (1.0 g, 3.43 mmol) and **Intermediate 34a** (1.78 g, 7.55 mmol) in DMF (17 mL) at room temperature was treated with 1,8-diazabicyclo[5.4.0]undec-7-ene (0.1 mL, 0.69 mmol). The resulting solution was stirred at room temperature for 16 h then was quenched with saturated aqueous ammonium chloride. The mixture was extracted using 1:1 Hexanes:EtOAc three times, and the combined organic layers were dried over MgSO₄, concentrated. Residual DMF was removed by azeotroping with heptanes. The resulting crude was purified by flash chromatography using dichloromethane and ethyl acetate as eluants to give **Intermediate 34b**. ¹H NMR (400 MHz, DMSO-d₆) δ 8.18 – 7.92 (m, 3H), 6.96 (d, J = 4.6 Hz, 1H), 6.91 (d, J = 4.6 Hz, 1H), 5.99 (d, J = 7.7 Hz, 1H), 5.47 (dd, J = 7.6, 3.9 Hz, 1H), 4.85 – 4.75 (m, 1H), 4.33 (dd, J = 12.0, 4.0 Hz, 1H), 4.18 (dd, J = 12.0, 5.9 Hz, 1H), 1.98 (q, J = 9.7, 8.5 Hz, 2H), 1.72 (dd, J = 15.0, 7.8 Hz, 2H), 1.40 (s, 13H).

Step 3: Compound 57 - ((2R,3S,4R,5R)-5-(4-aminopyrrolo[2,1-f][1,2,4]triazin-7-yl)-5-cyano-3,4-dihydroxytetrahydrofuran-2-yl)methyl (1-methylcyclooctyl) carbonate

[0728] A stirred solution of **Intermediate 34b** (374 mg, 0.77 mmol) in THF (30.8 mL) was cooled to 0 °C and treated with aqueous NaOH (616 mg, 15.4 mmol, in 30.8 mL H₂O). After 30 minutes the reaction mixture was acidified with saturated aqueous ammonium chloride, and the organic layer was separated. The aqueous layer was extracted with EtOAc three times, the combined organic layers were dried over MgSO₄, and concentrated. The resulting crude was purified by flash chromatography using dichloromethane and ethyl acetate as eluants to give **Compound 57**. ¹H NMR (400 MHz, DMSO-d₆) δ 7.92 (s, 1H), 6.91 (d, J =

4.6 Hz, 1H), 6.80 (d, J = 4.5 Hz, 1H), 6.33 (d, J = 6.0 Hz, 1H), 4.65 (t, J = 5.4 Hz, 1H), 4.35 (dd, J = 11.9, 2.9 Hz, 1H), 4.23 – 4.16 (m, 1H), 4.14 – 4.08 (m, 1H), 3.94 – 3.88 (m, 1H), 2.09 – 1.98 (m, 2H), 1.75 (dt, J = 13.9, 8.7 Hz, 2H), 1.48 (d, J = 40.7 Hz, 13H).

Example 35: (2R,3R,4R,5R)-2-(4-aminopyrrolo[2,1-f][1,2,4]triazin-7-yl)-5-(((tert-butoxycarbonyl)oxy)methyl)-2-cyanotetrahydrofuran-3,4-diyl bis(2-methylpropanoate) (Compound 58)



Compound 58

[0729] To a solution of [(2R,3S,4R,5R)-5-(4-aminopyrrolo[2,1-f][1,2,4]triazin-7-yl)-5-cyano-3,4-dihydroxy-tetrahydrofuran-2-yl]methyl tert-butyl carbonate (**Compound 46**, 1.00 g, 2.56 mmol) in DCM was added triethylamine (2.79 mL, 20.4 mmol). The reaction mixture was cooled to 0 °C, and isobutyryl chloride was added dropwise in separate portions until full conversion of starting material was observed (a total of 3.0 equiv used). The reaction mixture was then concentrated *in vacuo* and purified by flash chromatography using dichloromethane and ethyl acetate as eluants to obtain **Compound 58**. ¹H NMR (400 MHz, DMSO-d₆) δ 8.14 – 7.95 (m, 2H), 7.93 (s, 1H), 6.94 (d, J = 4.6 Hz, 1H), 6.78 (d, J = 4.6 Hz, 1H), 6.08 (d, J = 5.7 Hz, 1H), 5.40 (t, J = 5.0 Hz, 1H), 4.57 (q, J = 4.4 Hz, 1H), 4.39 (dd, J = 12.2, 3.5 Hz, 1H), 4.26 (dd, J = 12.1, 5.2 Hz, 1H), 2.70 – 2.53 (m, 2H), 1.36 (s, 9H), 1.22 – 1.02 (m, 12H). LCMS: MS m/z: 532.0 (M+1).

Example 36: (2R,3R,4R,5R)-2-(4-aminopyrrolo[2,1-f][1,2,4]triazin-7-yl)-2-cyano-5-(((isopropoxycarbonyl)oxy)methyl)tetrahydrofuran-3,4-diyl bis(2-methylpropanoate) (Compound 59)

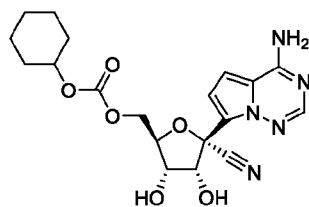
Step 1: Intermediate 37a

[0731] 2-Methyl-2-butanol (1.0 mL, 9.13 mmol) was added dropwise to a stirring solution of 1,1'-carbonyldiimidazole (2.22 g, 13.7 mmol) in DCM (30 mL) at 0 °C, then warmed to room temperature and stirred for 16 h. The reaction mixture was transferred to a separatory funnel, washed with water two times, dried over MgSO₄, and concentrated. **Intermediate 37a** was used without further purification.

Step 2: Compound 60

[0732] A stirred solution of **Reference Compound A** (210 mg, 0.721 mmol) and **Intermediate 37a** (657 mg, 3.6 mmol) in DMF (2 mL) at room temperature was treated with 1,8-diazabicyclo[5.4.0]undec-7-ene (22 mg, 0.144 mmol). The resulting solution was stirred at room temperature for 16 h then was quenched with saturated aqueous ammonium chloride. The mixture was extracted using 1:1 Hexanes:EtOAc three times, and the combined organic layers were dried over MgSO₄, concentrated. Residual DMF was removed by azeotroping with heptanes. The resulting crude was purified by flash chromatography using hexanes and ethyl acetate as eluants to give **Compound 60**. ¹H NMR (400 MHz, DMSO-d₆) δ 8.24 (s, 3H), 7.25 (d, J = 4.6 Hz, 1H), 7.11 (d, J = 4.6 Hz, 1H), 6.21 (d, J = 5.9 Hz, 1H), 5.50 (t, J = 5.9 Hz, 1H), 4.93 – 4.73 (m, 1H), 4.70 (dd, J = 12.3, 3.3 Hz, 1H), 4.56 (dd, J = 12.3, 4.9 Hz, 1H), 2.18 – 1.85 (m, 6H), 1.71 – 1.66 (m, 12H), 1.64 – 1.61 (m, 6H), 1.25 – 0.93 (m, 9H). LCMS: MS m/z 656.2 (M+23).

Example 38: ((2R,3S,4R,5R)-5-(4-aminopyrrolo[2,1-f][1,2,4]triazin-7-yl)-5-cyano-3,4-dihydroxytetrahydrofuran-2-yl)methyl cyclohexyl carbonate (Compound 35)

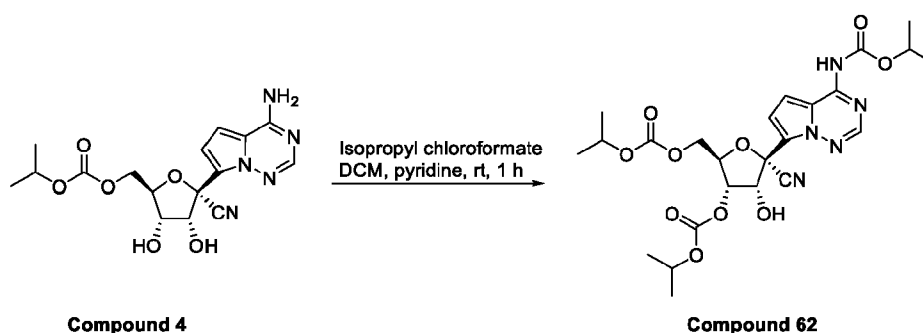


Compound 35

[0733] **Compound 35** was synthesized in a manner similar to ((2R,3S,4R,5R)-5-(4-aminopyrrolo[2,1-f][1,2,4]triazin-7-yl)-5-cyano-3,4-dihydroxytetrahydrofuran-2-yl)methyl cyclooctyl carbonate (**Compound 14**) in Example 41, using the 2-step procedure and

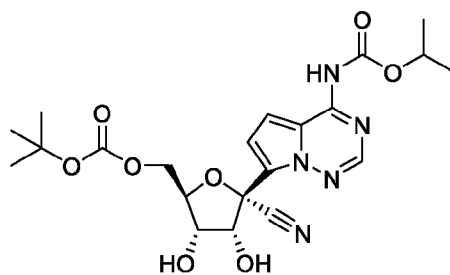
replacing cyclooctanol with cyclohexanol. $^1\text{H NMR}$ (400 MHz, DMSO- d_6) δ 7.92 (s, 3H), 6.91 (d, $J = 4.5$ Hz, 1H), 6.79 (d, $J = 4.5$ Hz, 1H), 6.33 (d, $J = 6.0$ Hz, 1H), 5.41 (d, $J = 5.8$ Hz, 1H), 4.67 (dd, $J = 6.0, 4.9$ Hz, 1H), 4.52 (ddt, $J = 12.7, 8.7, 3.8$ Hz, 1H), 4.46 – 4.36 (m, 1H), 4.28 – 4.16 (m, 2H), 3.93 (td, $J = 6.2, 4.9$ Hz, 1H), 1.87 – 1.76 (m, 2H), 1.70 – 1.59 (m, 2H), 1.52 – 1.15 (m, 6H). LCMS: MS m/z 418.0 ($M + 1$).

Example 39: isopropyl (7-((2R,3R,4S,5R)-2-cyano-3-hydroxy-4-((isopropoxycarbonyl)oxy)-5-(((isopropoxycarbonyl)oxy)methyl)tetrahydrofuran-2-yl)pyrrolo[2,1-f][1,2,4]triazin-4-yl)carbamate (Compound 62)

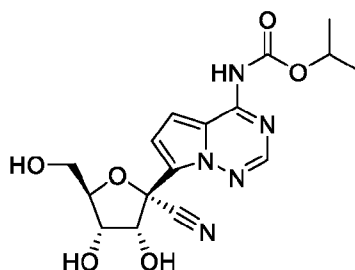


[0734] To a solution of ((2R,3S,4R,5R)-5-(4-aminopyrrolo[2,1-f][1,2,4]triazin-7-yl)-5-cyano-3,4-dihydroxytetrahydrofuran-2-yl)methyl isopropyl carbonate, **Compound 4** (1300 mg, 3.4 mmol) in dichloromethane (10 mL) was added pyridine (0.4 mL, 5.0 mmol). The mixture was then treated with isopropyl chloroformate (8.5 mL, 1.0 M in toluene, 8.5 mmol) and stirred at room temperature for 1 h. The reaction mixture was diluted with dichloromethane, washed with water, brine, dried over MgSO_4 and concentrated. The residue was purified by flash chromatography using dichloromethane and ethyl acetate as eluants to obtain **Compound 62**. $^1\text{H NMR}$ (400 MHz, DMSO- d_6) δ 10.89 (s, 1H), 8.37 (s, 1H), 7.34 (s, 1H), 7.05 (d, $J = 4.9$ Hz, 1H), 6.85 (d, $J = 6.0$ Hz, 1H), 5.05-4.95 (m, 3H), 4.84-4.71 (m, 2H), 4.60 – 4.35 (m, 2H), 4.30-4.26 (m, 1H), 1.32-1.19 (m, 18H). LCMS: MS m/z : 550.02 ($M+1$).

Example 40: isopropyl (7-((2R,3R,4S,5R)-5-(((tert-butoxycarbonyl)oxy)methyl)-2-cyano-3,4-dihydroxytetrahydrofuran-2-yl)pyrrolo[2,1-f][1,2,4]triazin-4-yl)carbamate (Compound 63)

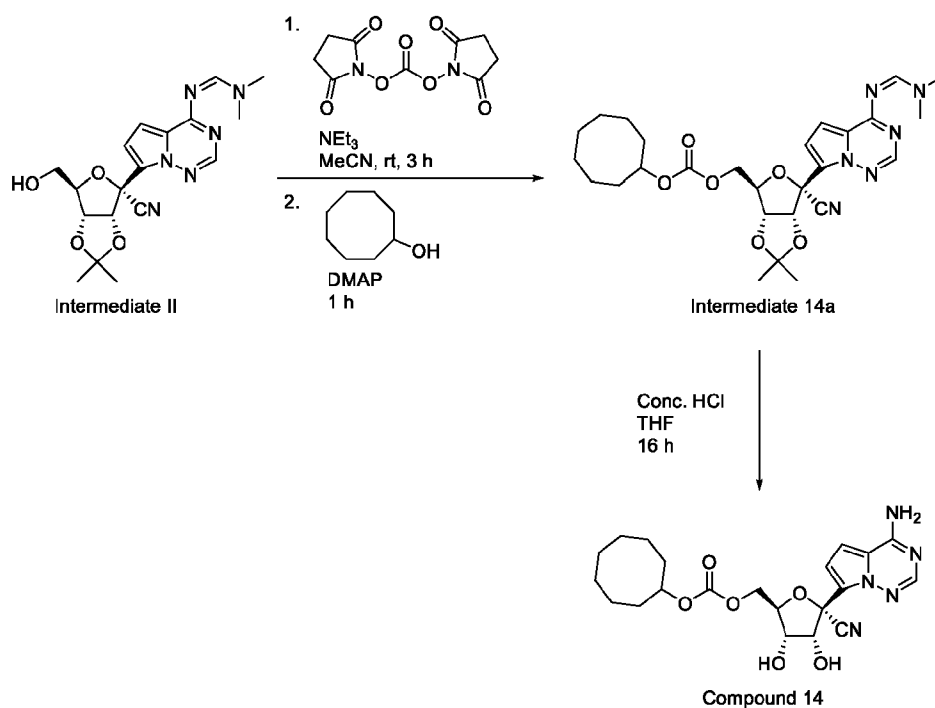
**Compound 63**

[0735] To a solution of ((3aR,4R,6R,6aR)-6-(4-aminopyrrolo[2,1-f][1,2,4]triazin-7-yl)-6-cyano-2,2-dimethyltetrahydrofuro[3,4-d][1,3]dioxol-4-yl)methyl tert-butyl carbonate (**Intermediate 22a**, 1.9 g, 4.6 mmol, 1 equiv) in dichloromethane (16 mL) was added pyridine (0.56 mL, 6.9 mmol, 1.5 equiv). The reaction mixture was cooled to 0 °C and isopropyl chloroformate (5.5 mL of a 1N toluene solution, 5.5 mmol, 1.2 equiv) was added. The reaction mixture was slowly warmed to room temperature and stirred overnight. The reaction mixture was subsequently diluted with DCM/water, extracted twice with DCM, and the combined organics were dried over MgSO₄, filtered and concentrated *in vacuo*. The crude product, isopropyl (7-((3aR,4R,6R,6aR)-6-(((tert-butoxy carbonyl)oxy)methyl)-4-cyano-2,2-dimethyltetrahydrofuro[3,4-d][1,3]dioxol-4-yl)pyrrolo[2,1-f][1,2,4]triazin-4-yl)carbamate, was dissolved in THF (14 mL) and conc. HCl (1.9 mL, 23 mmol, 5.0 equiv) was added at 0 °C. The reaction mixture was slowly warmed to room temperature and stirred for 5 hours before being quenched with sat. aq. NaHCO₃. The reaction mixture was diluted with EtOAc/water, extracted twice with EtOAc, and the combined organics were dried over MgSO₄, filtered and concentrated *in vacuo*. The resulting product was purified using silica gel chromatography (10-75% EtOAc/DCM). LCMS: MS *m/z*: 478.10 (M+1). ¹H NMR (400 MHz, DMSO-d₆) δ 10.83 (s, 1H), 8.36 (s, 1H), 7.32 (d, J = 4.7 Hz, 1H), 7.00 (d, J = 4.8 Hz, 1H), 6.41 (d, J = 6.1 Hz, 1H), 5.44 (d, J = 5.8 Hz, 1H), 4.98 (p, J = 6.2 Hz, 1H), 4.65 (t, J = 5.5 Hz, 1H), 4.36 (dd, J = 11.9, 2.9 Hz, 1H), 4.23 (td, J = 6.2, 2.8 Hz, 1H), 4.12 (dd, J = 11.9, 5.7 Hz, 1H), 3.92 (q, J = 5.9 Hz, 1H), 1.40 (s, 9H), 1.31 (d, J = 6.3 Hz, 6H).



[0736] The corresponding 5' hydroxy compound, isopropyl (7-((2R,3R,4S,5R)-2-cyano-3,4-dihydroxy-5-(hydroxymethyl)tetrahydrofuran-2-yl)pyrrolo[2,1-f][1,2,4]triazin-4-yl)carbamate, was also isolated as a product from the deprotection reaction described above. LCMS: MS m/z : 378.10 ($M+1$). $^1\text{H NMR}$ (400 MHz, DMSO-d_6) δ 10.82 (s, 1H), 8.36 (s, 1H), 7.30 (d, $J = 4.8$ Hz, 1H), 7.10 (d, $J = 4.8$ Hz, 1H), 6.20 (d, $J = 6.3$ Hz, 1H), 5.23 (d, $J = 5.4$ Hz, 1H), 4.98 (p, $J = 6.3$ Hz, 1H), 4.89 (t, $J = 5.6$ Hz, 1H), 4.61 (t, $J = 5.6$ Hz, 1H), 4.07 (dt, $J = 5.6, 3.9$ Hz, 1H), 3.95 (q, $J = 5.4$ Hz, 1H), 3.71 – 3.58 (m, 1H), 3.51 (dt, $J = 12.2, 5.0$ Hz, 1H), 1.31 (d, $J = 6.3$ Hz, 6H).

Example 41: ((2R,3S,4R,5R)-5-(4-aminopyrrolo[2,1-f][1,2,4]triazin-7-yl)-5-cyano-3,4-dihydroxytetrahydrofuran-2-yl)methyl cyclooctyl carbonate (Compound 14; alternate synthesis)

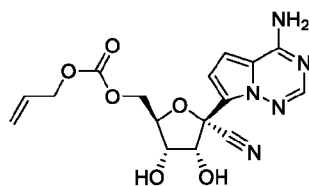


Step 1: Intermediate 14a

[0737] To a mixture of N'-(7-((3aR,4R,6R,6aR)-4-cyano-6-(hydroxymethyl)-2,2-dimethyltetrahydrofuro[3,4-d][1,3]dioxol-4-yl)pyrrolo[2,1-f][1,2,4]triazin-4-yl)-N,N-dimethylformimidamide, **Intermediate II**, (100 mg, 0.26 mmol) and *N,N'*-disuccinimidyl carbonate (133 mg, 0.52 mmol) in MeCN (1 mL) was added triethylamine (0.14 mL, 1.0 mmol). The mixture was stirred for 3 h, after which cyclooctanol (0.21 mL, 1.6 mmol) was added, and the mixture then stirred at rt for 1 h. After the completion of the reaction, the reaction mixture was diluted with ethyl acetate, washed with water, brine, dried over MgSO₄ and concentrated. **Intermediate 14a** was used without further purification. LCMS: MS m/z: 541.0 (M+1).

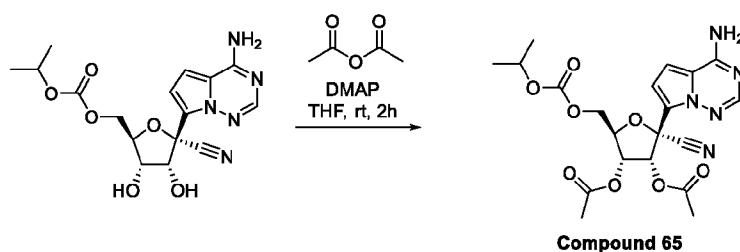
Step 2: Compound 14 - ((2R,3S,4R,5R)-5-(4-aminopyrrolo[2,1-f][1,2,4]triazin-7-yl)-5-cyano-3,4-dihydroxytetrahydrofuran-2-yl)methyl cyclooctyl carbonate

[0738] **Intermediate 14a** (140 mg, 0.26 mmol) was dissolved in THF (1.5 mL), and treated with conc. HCl (0.43 mL, 5.2 mmol) and stirred at room temperature overnight. After the completion of the reaction, the reaction mixture was diluted with ethyl acetate, neutralized with saturated sodium bicarbonate, the organic layer separated, washed with water, brine, dried over MgSO₄, filtered, and concentrated. The residue was purified by flash chromatography using dichloromethane and methanol as eluants to obtain **Compound 14**. ¹H NMR (400 MHz, DMSO-d₆) δ 7.92 (s, 3H), 6.90 (d, J = 4.6 Hz, 1H), 6.78 (d, J = 4.5 Hz, 1H), 6.32 (d, J = 6.1 Hz, 1H), 5.40 (d, J = 5.8 Hz, 1H), 4.68 (ddd, J = 10.9, 7.2, 4.6 Hz, 2H), 4.45 – 4.36 (m, 1H), 4.25 – 4.13 (m, 2H), 3.98 – 3.89 (m, 1H), 1.83 – 1.38 (m, 14H). LCMS: MS m/z: 446.0 (M+1).

Example 42: Allyl (((2R,3S,4R,5R)-5-(4-aminopyrrolo[2,1-f][1,2,4]triazin-7-yl)-5-cyano-3,4-dihydroxytetrahydrofuran-2-yl)methyl) carbonate (Compound 64)**Compound 64**

[0739] To a solution of N'-[7-[(3aR,4R,6R,6aR)-4-cyano-6-(hydroxymethyl)-2,2-dimethyl-6,6a-dihydro-3aH-furo[3,4-d][1,3]dioxol-4-yl]pyrrolo[2,1-f][1,2,4]triazin-4-yl]-N,N-dimethyl-formamide (**Intermediate II**, 150 mg, 0.39 mmol) in dichloromethane (10 mL), allyl chloroformate (1170 mg, 9.7 mmol) followed by pyridine (0.78 mL, 9.7 mmol), was added and the mixture stirred at room temperature overnight. Reaction mixture was diluted with dichloromethane, washed with water, then brine, and combined organics were dried over MgSO₄, filtered, and concentrated *in vacuo*. The resulting residue was diluted with THF (2 mL), cooled to 0 °C, and conc. HCl (0.32 mL, 3.9 mmol) was added. The mixture was stirred overnight, allowing to warm to room temperature. The mixture was then diluted with ethyl acetate, neutralized with sat. NaHCO₃ aq. solution, organics were separated and washed with water, followed by brine. Organics dried over MgSO₄, filtered, and concentrated *in vacuo*. The residue was then purified by flash chromatography using dichloromethane and methanol as eluents to obtain **Compound 64**. ¹H NMR (400 MHz, DMSO-d₆) δ 7.92 (s, 3H), 6.90 (d, J = 4.6 Hz, 1H), 6.79 (d, J = 4.5 Hz, 1H), 6.33 (d, J = 6.1 Hz, 1H), 5.92 (ddt, J = 17.2, 10.5, 5.5 Hz, 1H), 5.42 (d, J = 5.8 Hz, 1H), 5.37 – 5.20 (m, 2H), 4.68 (dd, J = 6.1, 5.0 Hz, 1H), 4.60 (dt, J = 5.6, 1.4 Hz, 2H), 4.45 – 4.37 (m, 1H), 4.28 – 4.19 (m, 2H), 3.94 (q, J = 5.6 Hz, 1H). LCMS: MS m/z: 376.0 (M+1).

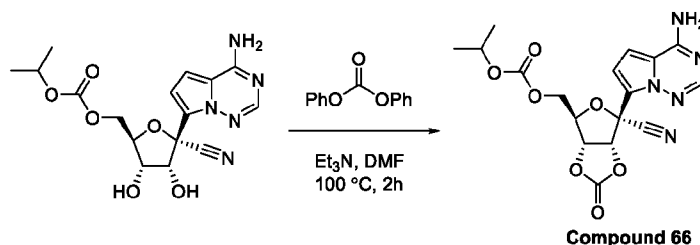
Example 43: (2R,3R,4R,5R)-2-(4-aminopyrrolo[2,1-f][1,2,4]triazin-7-yl)-2-cyano-5-(((isopropoxycarbonyl)oxy)methyl)tetrahydrofuran-3,4-diyl diacetate (Compound 65)



[0740] To a mixture of ((2R,3S,4R,5R)-5-(4-aminopyrrolo[2,1-f][1,2,4]triazin-7-yl)-5-cyano-3,4-dihydroxytetrahydrofuran-2-yl)methyl isopropyl carbonate, **Compound 4**, (200 mg, 0.53 mmol) and acetic anhydride (129 mg, 0.60 mmol) in THF (5 mL) was added 4-dimethylaminopyridine (9.7 mg, 0.08 mmol). The mixture was stirred at rt for 30 minutes. After the completion of the reaction, the reaction mixture was diluted with ethyl acetate, washed with water, brine, dried over MgSO₄ and concentrated. The residue was purified by flash chromatography using dichloromethane and ethyl acetate as eluents to obtain

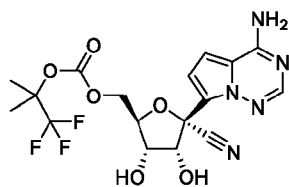
Compound 65. ^1H NMR (400 MHz, DMSO- d_6) δ 8.05 (br, 1H), 7.99 (br, 1H), 7.95 (s, 1H), 6.95 (d, $J = 4.6$ Hz, 1H), 6.80 (d, $J = 4.6$ Hz, 1H), 6.06 (d, $J = 5.9$ Hz, 1H), 5.39 (dd, $J = 5.9$, 4.8 Hz, 1H), 4.73 (hept, $J = 6.3$ Hz, 1H), 4.60 (td, $J = 4.9$, 3.2 Hz, 1H), 4.47 (dd, $J = 12.1$, 3.3 Hz, 1H), 4.31 (dd, $J = 12.2$, 5.2 Hz, 1H), 2.12 (s, 6H), 1.21-1.18 (m, 6H). LCMS: MS m/z : 462.03 (M+1).

Example 44: ((3aR,4R,6R,6aR)-6-(4-aminopyrrolo[2,1-f][1,2,4]triazin-7-yl)-6-cyano-2-oxotetrahydrofuro[3,4-d][1,3]dioxol-4-yl)methyl isopropyl carbonate (Compound 66)



[0741] To a mixture of ((2R,3S,4R,5R)-5-(4-aminopyrrolo[2,1-f][1,2,4]triazin-7-yl)-5-cyano-3,4-dihydroxytetrahydrofuran-2-yl)methyl isopropyl carbonate, **Compound 4**, (189 mg, 0.5 mmol) and diphenyl carbonate (129 mg, 0.60 mmol) in DMF (3.6 mL) was added triethylamine (0.07 mL, 0.5 mmol). The mixture was heated to 100 °C and stirred for 2 h. After the completion of the reaction, the reaction mixture was diluted with ethyl acetate, washed with water, brine, dried over MgSO_4 and concentrated. The residue was purified by flash chromatography using dichloromethane and methanol as eluants to obtain **Compound 66**. ^1H NMR (400 MHz, DMSO- d_6) δ 8.10 (br, 1H), 8.03 (br, 1H), 7.98 (s, 1H), 6.99 – 6.89 (m, 2H), 6.00 (d, $J = 7.7$ Hz, 1H), 5.49 (dd, $J = 7.7$, 3.9 Hz, 1H), 4.83-4.80 (m, 1H), 4.74-4.68 (m, 1H), 4.42 (dd, $J = 12.0$, 3.9 Hz, 1H), 4.27 (dd, $J = 12.0$, 5.7 Hz, 1H), 1.20 (d, $J = 6.2$ Hz, 3H), 1.17 (d, $J = 6.2$ Hz, 3H). LCMS: MS m/z : 404.01 (M+1).

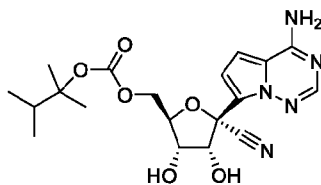
Example 45: ((2R,3S,4R,5R)-5-(4-aminopyrrolo[2,1-f][1,2,4]triazin-7-yl)-5-cyano-3,4-dihydroxytetrahydrofuran-2-yl)methyl (1,1,1-trifluoro-2-methylpropan-2-yl) carbonate (Compound 67)



Compound 67

[0742] **Compound 67** was synthesized in a manner similar to Example 23: ((2R,3S,4R,5R)-5-(4-aminopyrrolo[2,1-f][1,2,4]triazin-7-yl)-5-cyano-3,4-dihydroxytetrahydrofuran-2-yl)methyl (1-methylcyclohexyl) carbonate (**Compound 47**), replacing 1-methylcyclohexanol with 1,1,1-Trifluoro-2-methyl-2-propanol. ¹H NMR (400 MHz, DMSO-d₆) δ 7.92 (s, 1H), 6.90 (d, J = 4.5 Hz, 1H), 6.78 (d, J = 4.5 Hz, 1H), 6.35 (d, J = 6.0 Hz, 1H), 5.42 (d, J = 5.8 Hz, 1H), 4.67 (dd, J = 6.1, 4.9 Hz, 1H), 4.51 – 4.40 (m, 1H), 4.27 – 4.18 (m, 2H), 3.94 (q, J = 5.8 Hz, 1H), 1.67 – 1.60 (m, 6H). LCMS: MS m/z: 446.1 (M+1).

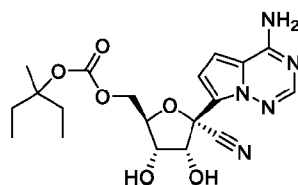
Example 46: ((2R,3S,4R,5R)-5-(4-aminopyrrolo[2,1-f][1,2,4]triazin-7-yl)-5-cyano-3,4-dihydroxytetrahydrofuran-2-yl)methyl (2,3-dimethylbutan-2-yl) carbonate (**Compound 68**)



Compound 68

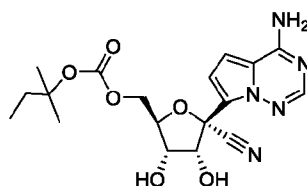
[0743] **Compound 68** was synthesized in a manner similar to Example 23: ((2R,3S,4R,5R)-5-(4-aminopyrrolo[2,1-f][1,2,4]triazin-7-yl)-5-cyano-3,4-dihydroxytetrahydrofuran-2-yl)methyl (1-methylcyclohexyl) carbonate (**Compound 47**), replacing 1-methylcyclohexanol with 2,3-dimethyl-2-butanol. ¹H NMR (400 MHz, DMSO-d₆) δ 8.04 – 7.68 (m, 3H), 6.90 (d, J = 4.6 Hz, 1H), 6.80 (d, J = 4.5 Hz, 1H), 6.33 (d, J = 6.0 Hz, 1H), 5.39 (d, J = 5.9 Hz, 1H), 4.64 (t, J = 5.4 Hz, 1H), 4.36 (dd, J = 11.8, 2.8 Hz, 1H), 4.26 – 4.18 (m, 1H), 4.17 – 4.09 (m, 1H), 3.91 (q, J = 5.6 Hz, 1H), 2.20 – 2.03 (m, 1H), 1.35 (s, 6H), 0.86 (d, J = 6.8 Hz, 6H). LCMS: MS m/z: 442.1 (M+23).

Example 47: ((2R,3S,4R,5R)-5-(4-aminopyrrolo[2,1-f][1,2,4]triazin-7-yl)-5-cyano-3,4-dihydroxytetrahydrofuran-2-yl)methyl (3-methylpentan-3-yl) carbonate (**Compound 69**)

**Compound 69**

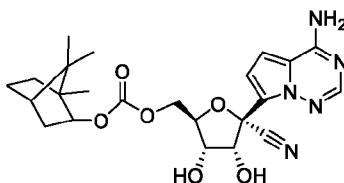
[0744] **Compound 69** was synthesized in a manner similar to Example 23: ((2R,3S,4R,5R)-5-(4-aminopyrrolo[2,1-f][1,2,4]triazin-7-yl)-5-cyano-3,4-dihydroxytetrahydrofuran-2-yl)methyl (1-methylcyclohexyl) carbonate (**Compound 47**), replacing 1-methylcyclohexanol with 3-methyl-3-pentanol. ¹H NMR (400 MHz, DMSO-d₆) δ 8.08 – 7.77 (m, 3H), 6.91 (d, J = 4.6 Hz, 1H), 6.81 (d, J = 4.5 Hz, 1H), 6.33 (d, J = 6.0 Hz, 1H), 5.40 (d, J = 5.8 Hz, 1H), 4.69 – 4.60 (m, 1H), 4.36 (dd, J = 11.7, 2.8 Hz, 1H), 4.21 (td, J = 6.2, 2.7 Hz, 1H), 4.18 – 4.09 (m, 1H), 3.95 – 3.88 (m, 1H), 1.93 – 1.61 (m, 4H), 1.33 (s, 3H), 0.85 – 0.74 (m, 6H). LCMS: MS m/z: 442.1 (M+23).

Example 48: ((2R,3S,4R,5R)-5-(4-aminopyrrolo[2,1-f][1,2,4]triazin-7-yl)-5-cyano-3,4-dihydroxytetrahydrofuran-2-yl)methyl tert-pentyl carbonate (**Compound 70**)

**Compound 70**

[0745] **Compound 70** was synthesized in a manner similar to Example 23: ((2R,3S,4R,5R)-5-(4-aminopyrrolo[2,1-f][1,2,4]triazin-7-yl)-5-cyano-3,4-dihydroxytetrahydrofuran-2-yl)methyl (1-methylcyclohexyl) carbonate (**Compound 47**), replacing 1-methylcyclohexanol with 2-methyl-2-butanol. ¹H NMR (400 MHz, DMSO-d₆) δ 8.01 – 7.74 (m, 3H), 6.90 (d, J = 4.5 Hz, 1H), 6.79 (d, J = 4.5 Hz, 1H), 6.32 (d, J = 6.0 Hz, 1H), 5.39 (d, J = 5.8 Hz, 1H), 4.69 – 4.63 (m, 1H), 4.35 (dd, J = 11.8, 2.8 Hz, 1H), 4.20 (td, J = 6.2, 2.8 Hz, 1H), 4.12 (dd, J = 11.7, 5.9 Hz, 1H), 3.95 – 3.88 (m, 1H), 1.80 – 1.67 (m, 2H), 1.37 (s, 6H), 0.83 (t, J = 7.5 Hz, 3H). LCMS: MS m/z: 406.1 (M+1).

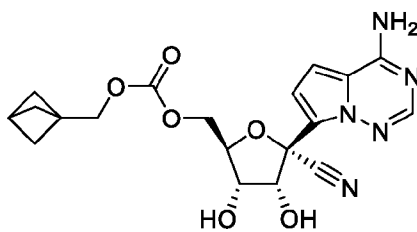
Example 49: ((2R,3S,4R,5R)-5-(4-aminopyrrolo[2,1-f][1,2,4]triazin-7-yl)-5-cyano-3,4-dihydroxytetrahydrofuran-2-yl)methyl (1,7,7-trimethylbicyclo[2.2.1]heptan-2-yl) carbonate (Compound 71)



Compound 71

[0746] **Compound 71** was synthesized in a manner similar to Example 23: ((2R,3S,4R,5R)-5-(4-aminopyrrolo[2,1-f][1,2,4]triazin-7-yl)-5-cyano-3,4-dihydroxytetrahydrofuran-2-yl)methyl (1-methylcyclohexyl) carbonate (**Compound 47**), replacing 1-methylcyclohexanol with isoborneol. ¹H NMR (400 MHz, DMSO-d₆) δ 8.10 – 7.70 (m, 3H), 6.89 (dd, J = 4.6, 1.0 Hz, 1H), 6.79 (dd, J = 5.9, 4.5 Hz, 1H), 6.36 (dd, J = 5.9, 1.3 Hz, 1H), 5.39 (dd, J = 5.9, 1.4 Hz, 1H), 4.61 (ddd, J = 5.9, 4.8, 3.0 Hz, 1H), 4.51 – 4.38 (m, 2H), 4.27 – 4.13 (m, 2H), 3.97 – 3.87 (m, 1H), 1.83 – 1.57 (m, 4H), 1.51 (tt, J = 10.2, 3.0 Hz, 1H), 1.16 – 1.01 (m, 2H), 0.93 (d, J = 3.7 Hz, 3H), 0.87 – 0.76 (m, 6H). LCMS: MS m/z: 472.1 (M+1).

Example 50: ((2R,3S,4R,5R)-5-(4-aminopyrrolo[2,1-f][1,2,4]triazin-7-yl)-5-cyano-3,4-dihydroxytetrahydrofuran-2-yl)methyl (bicyclo[1.1.1]pentan-1-ylmethyl) carbonate (Compound 72)

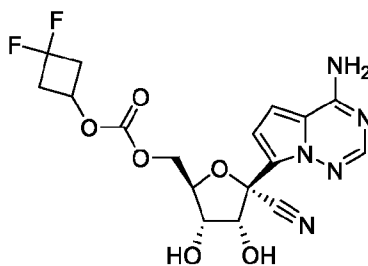


Compound 72

[0747] **Compound 72** was synthesized in a manner similar to ((2R,3S,4R,5R)-5-(4-aminopyrrolo[2,1-f][1,2,4]triazin-7-yl)-5-cyano-3,4-dihydroxytetrahydrofuran-2-yl)methyl cyclooctyl carbonate (**Compound 14**) in Example 41, using the 2-step procedure and replacing cyclooctanol with bicyclo[1.1.1]pentan-1-ylmethanol. The crude reaction mixture was concentrated *in vacuo* and the resulting intermediate was used directly in the

deprotection step. LCMS: MS m/z : 416.00 (M+1). ^1H NMR (400 MHz, DMSO- d_6) δ 7.93 (s, 3H), 6.92 (d, $J = 4.5$ Hz, 1H), 6.80 (d, $J = 4.5$ Hz, 1H), 6.33 (s, 1H), 5.41 (s, 1H), 4.67 (d, $J = 4.8$ Hz, 1H), 4.41 (dd, $J = 9.4, 4.6$ Hz, 1H), 4.27 – 4.18 (m, 2H), 4.02 (s, 2H), 3.97 – 3.90 (m, 1H), 2.49 (s, 1H), 1.72 (s, 6H).

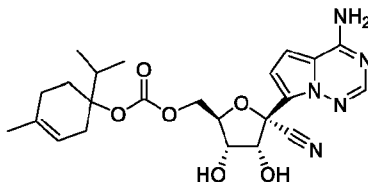
Example 51: ((2R,3S,4R,5R)-5-(4-aminopyrrolo[2,1-f][1,2,4]triazin-7-yl)-5-cyano-3,4-dihydroxytetrahydrofuran-2-yl)methyl (3,3-difluorocyclobutyl) carbonate (Compound 73)



Compound 73

[0748] **Compound 73** was synthesized in a manner similar to ((2R,3S,4R,5R)-5-(4-aminopyrrolo[2,1-f][1,2,4]triazin-7-yl)-5-cyano-3,4-dihydroxytetrahydrofuran-2-yl)methyl cyclooctyl carbonate (**Compound 14**) in Example 41, using the 2-step procedure and replacing cyclooctanol with 3,3-difluorocyclobutan-1-ol. The crude reaction mixture was concentrated *in vacuo* and the resulting intermediate was used directly in the deprotection step. LCMS: MS m/z : 425.90 (M+1). ^1H NMR (400 MHz, DMSO- d_6) δ 7.92 (s, 3H), 6.91 (d, $J = 4.5$ Hz, 1H), 6.80 (d, $J = 4.5$ Hz, 1H), 6.33 (d, $J = 6.1$ Hz, 1H), 5.43 (d, $J = 5.7$ Hz, 1H), 4.85 (dddd, $J = 12.2, 7.6, 4.7, 2.8$ Hz, 1H), 4.70 (dd, $J = 6.1, 4.9$ Hz, 1H), 4.50 – 4.37 (m, 1H), 4.33 – 4.17 (m, 2H), 3.96 (q, $J = 5.6$ Hz, 1H), 3.06 (dddd, $J = 19.3, 11.9, 7.4, 5.3, 2.5$ Hz, 2H), 2.84 – 2.64 (m, 2H).

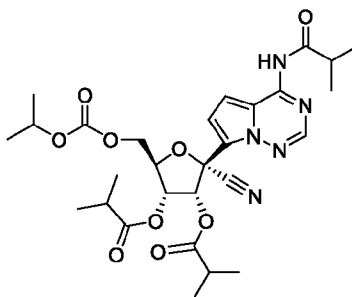
Example 52: ((2R,3S,4R,5R)-5-(4-aminopyrrolo[2,1-f][1,2,4]triazin-7-yl)-5-cyano-3,4-dihydroxytetrahydrofuran-2-yl)methyl (1-isopropyl-4-methylcyclohex-3-en-1-yl) carbonate (Compound 74)



Compound 74

[0749] **Compound 74** was synthesized in a manner similar to Example 32, ((2R,3S,4R,5R)-5-(4-aminopyrrolo[2,1-f][1,2,4]triazin-7-yl)-5-cyano-3,4-dihydroxytetrahydrofuran-2-yl)methyl (1-methylcycloheptyl) carbonate (**Compound 55**), replacing 1-methylcycloheptan-1-ol with 4-carvomenthenol. ¹H NMR (400 MHz, DMSO-d₆) δ 7.91 (s, 3H), 6.90 (dd, J = 4.5, 2.7 Hz, 1H), 6.78 (dd, J = 4.5, 3.4 Hz, 1H), 6.32 (d, J = 6.0 Hz, 1H), 5.38 (dd, J = 5.9, 1.0 Hz, 1H), 5.23 (d, J = 12.0 Hz, 1H), 4.64 (dt, J = 7.6, 5.7 Hz, 1H), 4.38 – 4.25 (m, 1H), 4.24 – 4.09 (m, 2H), 3.94 – 3.84 (m, 1H), 2.55 (q, J = 6.9 Hz, 1H), 2.36 – 2.12 (m, 3H), 1.87 (s, 2H), 1.68 – 1.55 (m, 4H), 0.89 – 0.78 (m, 6H). LCMS: MS m/z: 472.1 (M+1).

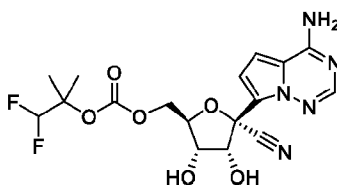
Example 53: (2R,3R,4R,5R)-2-cyano-2-(4-isobutyramidopyrrolo[2,1-f][1,2,4]triazin-7-yl)-5-(((isopropoxycarbonyl)oxy)methyl)tetrahydrofuran-3,4-diyl bis(2-methylpropanoate) (Compound 75)



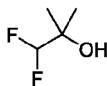
Compound 75

[0750] **Compound 75** was synthesized in a manner similar to Example 36: (2R,3R,4R,5R)-2-(4-aminopyrrolo[2,1-f][1,2,4]triazin-7-yl)-2-cyano-5-(((isopropoxycarbonyl)oxy)methyl)tetrahydrofuran-3,4-diyl bis(2-methylpropanoate) (**Compound 59**), using 4.0 eq of 2-methylpropanoyl chloride instead of 2.1 eq. ¹H NMR (400 MHz, Chloroform-*d*) δ 7.97 (s, 1H), 7.12 (br, 1H), 6.92 (d, J = 4.7 Hz, 1H), 6.59 (d, J = 4.7 Hz, 1H), 6.30 (d, J = 5.9 Hz, 1H), 5.59 – 5.50 (m, 1H), 4.93 – 4.81 (m, 1H), 4.66 – 4.61 (m, 1H), 4.56 – 4.37 (m, 3H), 2.77 – 2.57 (m, 2H), 1.35 – 1.18 (m, 24H). LCMS: 1.15 min, MS m/z: 588.2 (M+1).

Example 54: ((2R,3S,4R,5R)-5-(4-aminopyrrolo[2,1-f][1,2,4]triazin-7-yl)-5-cyano-3,4-dihydroxytetrahydrofuran-2-yl)methyl (1,1-difluoro-2-methylpropan-2-yl) carbonate (Compound 76)

**Compound 76**

Step 1: Intermediate 54a - 1,1-difluoro-2-methylpropan-2-ol

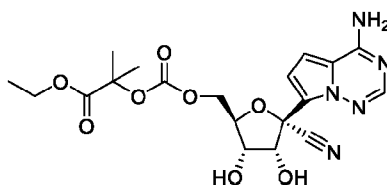
**Intermediate 54a**

[0751] To a mixture of 1,1-difluoropropan-2-one (0.172 mL, 2.13 mmol) in diethyl ether (2 mL) at -10 °C (brine bath) was added MeMgBr (3.00 mol/L, 0.851 mL, 2.55 mmol) dropwise. The mixture was stirred overnight, allowing to warm to room temperature. The mixture was then diluted with diethyl ether and quenched with 2 M HCl. Partitioned between water and ether, layers separated, and aqueous phase extracted with additional ether. The combined organics were dried over MgSO₄, filtered, and concentrated *in vacuo*. The resulting residue was used without further purification.

Step 2: Compound 76

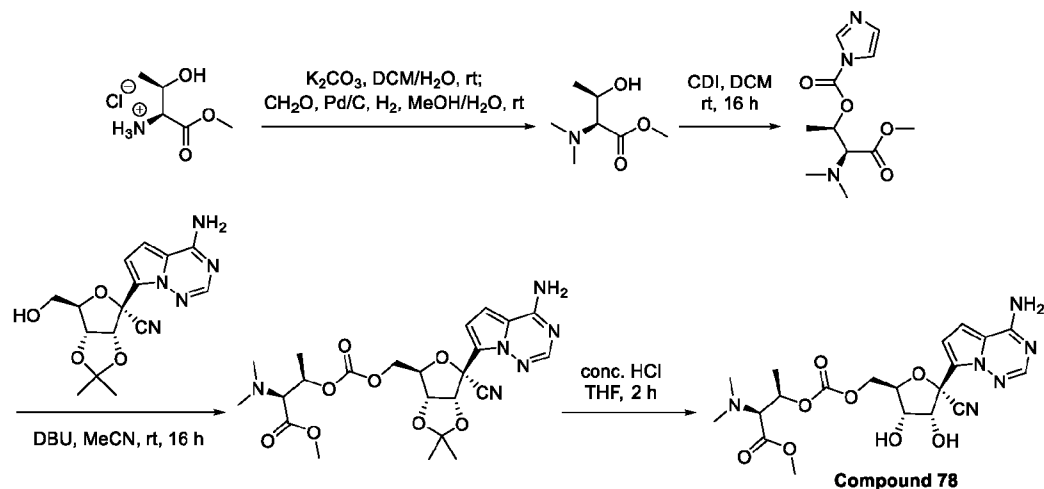
[0752] **Compound 76** was synthesized in a manner similar to Example 23: ((2R,3S,4R,5R)-5-(4-aminopyrrolo[2,1-f][1,2,4]triazin-7-yl)-5-cyano-3,4-dihydroxytetrahydrofuran-2-yl)methyl (1-methylcyclohexyl) carbonate (**Compound 47**), replacing 1-methylcyclohexanol with 1,1-difluoro-2-methylpropan-2-ol (**Intermediate 54a**). ¹H NMR (400 MHz, DMSO-d₆) δ 7.92 (s, 3H), 6.91 (d, J = 4.5 Hz, 1H), 6.79 (d, J = 4.5 Hz, 1H), 6.33 (d, J = 6.0 Hz, 1H), 6.16 (t, J = 55.5 Hz, 1H), 5.42 (d, J = 5.7 Hz, 1H), 4.68 (dd, J = 6.1, 4.9 Hz, 1H), 4.45 – 4.37 (m, 1H), 4.27 – 4.17 (m, 2H), 3.93 (q, J = 5.7 Hz, 1H), 1.46 (d, J = 1.7 Hz, 6H). ¹⁹F NMR (376 MHz, DMSO-d₆) δ -132.88 – -133.31 (m). LCMS: MS m/z: 428.0 (M+1).

Example 55: Ethyl 2-((((2R,3S,4R,5R)-5-(4-aminopyrrolo[2,1-f][1,2,4]triazin-7-yl)-5-cyano-3,4-dihydroxytetrahydrofuran-2-yl)methoxy)carbonyloxy)-2-methylpropanoate (Compound 77**)**

**Compound 77**

[0753] **Compound 77** was synthesized in a manner similar to Example 23: ((2R,3S,4R,5R)-5-(4-aminopyrrolo[2,1-f][1,2,4]triazin-7-yl)-5-cyano-3,4-dihydroxytetrahydrofuran-2-yl)methyl (1-methylcyclohexyl) carbonate (**Compound 47**), replacing 1-methylcyclohexanol with ethyl 2-hydroxy-2-methylpropanoate. ¹H NMR (400 MHz, DMSO-*d*₆) δ 7.93 (s, 3H), 6.92 (d, *J* = 4.6 Hz, 1H), 6.81 (d, *J* = 4.5 Hz, 1H), 6.35 (d, *J* = 6.1 Hz, 1H), 5.43 (d, *J* = 5.8 Hz, 1H), 4.75 – 4.67 (m, 1H), 4.45 – 4.34 (m, 1H), 4.31 – 4.20 (m, 2H), 4.16 – 4.05 (m, 2H), 3.96 – 3.89 (m, 1H), 1.51 (d, *J* = 1.8 Hz, 6H), 1.14 (t, *J* = 7.1 Hz, 3H). LCMS: 0.68 min, MS *m/z*: 450.0 (M+1).

Example 56: methyl O-(((2R,3S,4R,5R)-5-(4-aminopyrrolo[2,1-f][1,2,4]triazin-7-yl)-5-cyano-3,4-dihydroxytetrahydrofuran-2-yl)methoxy)carbonyl)-N,N-dimethyl-L-threoninate (Compound 78**)**



Step 1: methyl dimethyl-L-threoninate

[0754] A vigorously stirred solution of L-threonine methyl ester hydrochloride (2 g, 11.8 mmol) in DCM:H₂O (2:1, 50 mL) was treated with potassium carbonate at room temperature. After continued stirring for 15 min, the two layers were separated, and the aqueous layer was

extracted with DCM (30 mL x 2). Combined organic layers were dried over magnesium sulfate and concentrated gently. The resulting free amine was dissolved in MeOH (20 mL), then formaldehyde (37 wt% in water, 5.3 mL, 70.8 mmol) and Pd/C (5 wt%, 3.02 g, 1.42 mmol) was added. The reaction apparatus was backfilled with H₂ then stirred vigorously for 72 h at room temperature. The reaction mixture was filtered over celite, and the filtrate was concentrated gently. The crude was purified by flash chromatography using EtOAc and hexanes as eluants to afford desired tertiary amine.

Step 2: (2R,3S)-3-(dimethylamino)-4-methoxy-4-oxobutan-2-yl 1H-imidazole-1-carboxylate

[0755] A stirred solution of 1,1'-carbonyldiimidazole (691 mg, 4.26 mmol) in DCM (9.5 mL) was treated with tertiary amine (458 mg, 2.84 mmol). The resulting solution was stirred for 16 h at room temperature, then was transferred to separatory funnel and washed with H₂O (10 mL x 2). The organic layer was dried over magnesium sulfate and concentrated. The resulting crude carbamate was used directly without further purification.

Step 3: methyl O-(((3aR,4R,6R,6aR)-6-(4-aminopyrrolo[2,1-f][1,2,4]triazin-7-yl)-6-cyano-2,2-dimethyltetrahydrofuro[3,4-d][1,3]dioxol-4-yl)methoxy)carbonyl)-N,N-dimethyl-L-threoninate

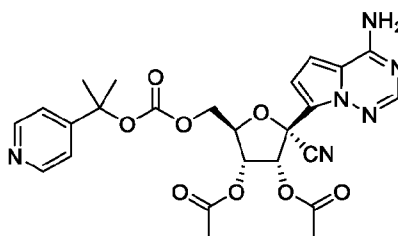
[0756] A stirred solution of nucleoside (700 mg, 2.11 mmol) and carbamate (593 mg, 2.32 mmol) in acetonitrile (7 mL) was treated with 1,8-Diazabicyclo[5.4.0]undec-7-ene (0.06 mL, 0.423 mmol) at room temperature, then was left to stir for 16 h. The resulting solution was quenched with saturated aqueous ammonium chloride (10 mL) then was extracted with EtOAc (20 mL x 3). The combined organic layers were dried over magnesium sulfate and concentrated. The resulting crude carbonate was used directly without further purification.

Step 4: Compound 78 - methyl O-(((2R,3S,4R,5R)-5-(4-aminopyrrolo[2,1-f][1,2,4]triazin-7-yl)-5-cyano-3,4-dihydroxytetrahydrofuran-2-yl)methoxy)carbonyl)-N,N-dimethyl-L-threoninate

[0757] A stirred solution of carbonate (652 mg, 1.26 mmol) in THF (13 mL) was treated with conc. HCl (1.04 mL, 12.6 mmol) at room temperature. The resulting solution was stirred for 2 h then was quenched with saturated sodium bicarbonate until no gas evolution. The mixture was extracted with EtOAc (25 mL x 3), the combined organic layers were dried over magnesium sulfate and concentrated. The resulting crude was purified by The crude was

purified by flash chromatography using dichloromethane and methanol as eluants to afford final 5' carbonate nucleoside analogue **Compound 78**. $^1\text{H NMR}$ (400 MHz, DMSO- d_6) δ 7.92 (s, 3H), 6.90 (d, $J = 4.5$ Hz, 1H), 6.78 (d, $J = 4.5$ Hz, 1H), 6.33 (d, $J = 5.9$ Hz, 1H), 5.39 (d, $J = 5.8$ Hz, 1H), 5.03 – 4.93 (m, 1H), 4.70 – 4.63 (m, 1H), 4.42 (d, $J = 10.1$ Hz, 1H), 4.32 – 4.17 (m, 2H), 3.98 – 3.87 (m, 1H), 3.64 (s, 3H), 2.23 (s, 6H), 1.20 (d, $J = 6.3$ Hz, 3H). LCMS: MS m/z : 479.1 (M+1).

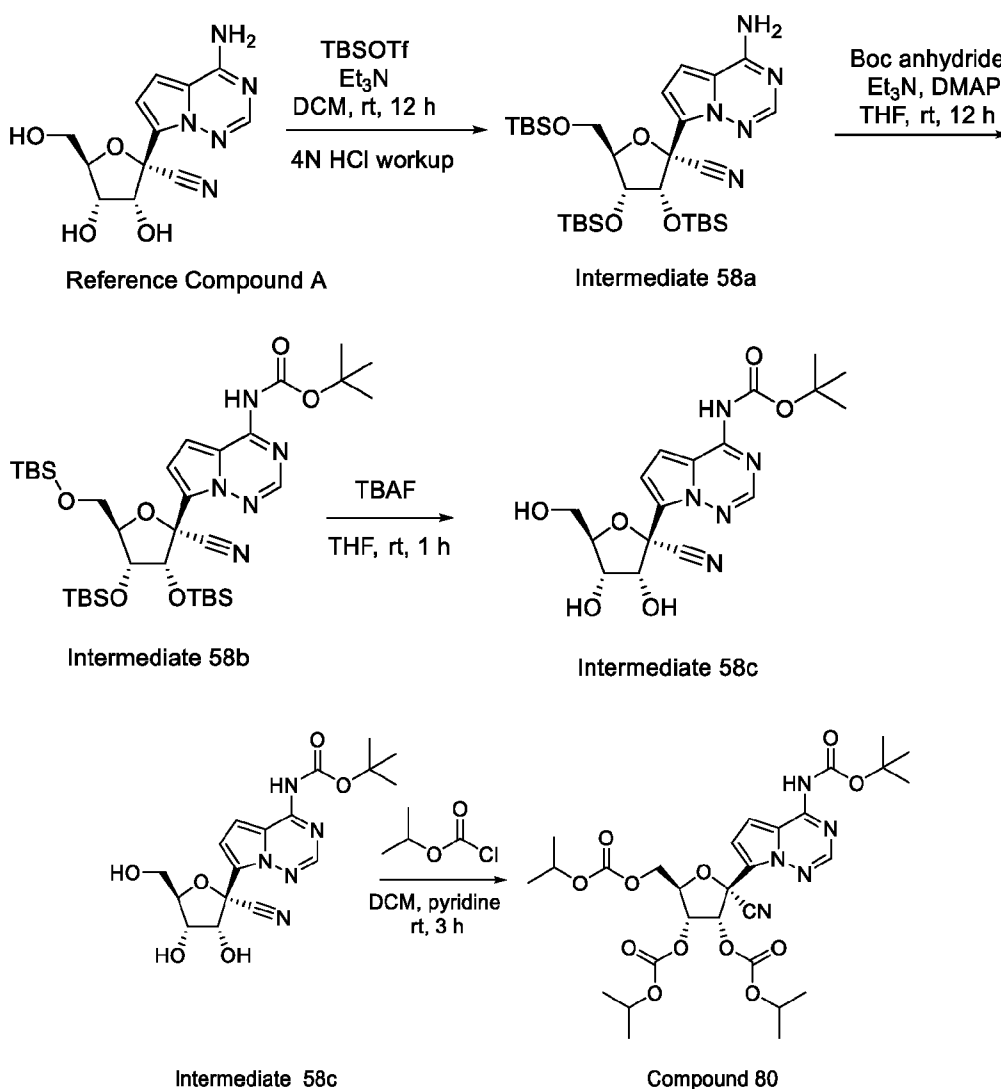
Example 57: (2R,3R,4R,5R)-2-(4-aminopyrrolo[2,1-f][1,2,4]triazin-7-yl)-2-cyano-5-(((2-(pyridin-4-yl)propan-2-yl)oxy)carbonyloxy)methyl)tetrahydrofuran-3,4-diyl diacetate (Compound 79)



Compound 79

[0758] **Compound 79** was synthesized in a manner similar to (2R,3R,4R,5R)-2-(4-aminopyrrolo[2,1-f][1,2,4]triazin-7-yl)-2-cyano-5-(((isopropoxycarbonyl)oxy)methyl)tetrahydrofuran-3,4-diyl diacetate (**Compound 65**), replacing ((2R,3S,4R,5R)-5-(4-aminopyrrolo[2,1-f][1,2,4]triazin-7-yl)-5-cyano-3,4-dihydroxytetrahydrofuran-2-yl)methyl isopropyl carbonate (**Compound 4**) with ((2R,3S,4R,5R)-5-(4-aminopyrrolo[2,1-f][1,2,4]triazin-7-yl)-5-cyano-3,4-dihydroxytetrahydrofuran-2-yl)methyl (2-(pyridin-4-yl)propan-2-yl) carbonate (**Compound 49**). $^1\text{H NMR}$ (400 MHz, DMSO- d_6) δ 8.49 – 8.42 (m, 2H), 8.07 (br, 1H), 8.00 (br, 1H), 7.96 (s, 1H), 7.26 – 7.20 (m, 2H), 6.97 (d, $J = 4.6$ Hz, 1H), 6.83 (d, $J = 4.6$ Hz, 1H), 6.09 (d, $J = 6.0$ Hz, 1H), 5.40 (dd, $J = 6.0, 4.8$ Hz, 1H), 4.57 (td, $J = 5.0, 3.2$ Hz, 1H), 4.41 (dd, $J = 12.2, 3.2$ Hz, 1H), 4.25 (dd, $J = 12.2, 5.1$ Hz, 1H), 2.13 (s, 3H), 2.12 (s, 3H), 1.68 (s, 3H), 1.64 (s, 3H). LCMS: MS m/z : 539.02 (M+1).

Example 58: tert-butyl (7-((2R,3R,4R,5R)-2-cyano-3,4-bis((isopropoxycarbonyl)oxy)-5-(((isopropoxycarbonyl)oxy)methyl)tetrahydrofuran-2-yl)pyrrolo[2,1-f][1,2,4]triazin-4-yl)carbamate (Compound 80)



Step 1: Intermediate 58a

[0759] To a solution of (2R,3R,4S,5R)-2-(4-aminopyrrolo[2,1-f][1,2,4]triazin-7-yl)-3,4-dihydroxy-5-(hydroxymethyl)tetrahydrofuran-2-carbonitrile, **Reference Compound A**, (1000 mg, 3.4 mmol) in dichloromethane (20 mL) was added triethylamine (7.7 mL, 55 mmol). The mixture was stirred for 30 minutes, after which tert-butyldimethylsilyl trifluoromethanesulfonate (9.5 mL, 41 mmol) was added, and the mixture then stirred at rt for 12 hours. After the completion of the reaction, the reaction mixture was diluted with dichloromethane, washed with 4N HCl aqueous solution, brine, dried over MgSO₄ and concentrated. The reaction mixture was concentrated and purified by flash chromatography using hexanes and ethyl acetate as eluants to obtain **Intermediate 58a**. ¹H NMR (400 MHz,

DMSO-d₆) δ 7.94 (br, 2H), 7.86 (s, 1H), 6.95 – 6.85 (m, 2H), 5.44 (d, $J = 4.5$ Hz, 1H), 4.29 (dd, $J = 4.5, 1.5$ Hz, 1H), 4.17 – 4.08 (m, 1H), 4.03 (dd, $J = 10.8, 8.0$ Hz, 1H), 3.71 (dd, $J = 10.9, 5.0$ Hz, 1H), 0.94 (s, 9H), 0.90 (s, 9H), 0.76 (s, 9H), 0.13 (s, 3H), 0.10 (s, 3H), 0.08 (s, 3H), 0.07 (s, 3H), -0.14 (s, 3H), -0.54 (s, 3H). LCMS: MS m/z : 634.23 (M+1).

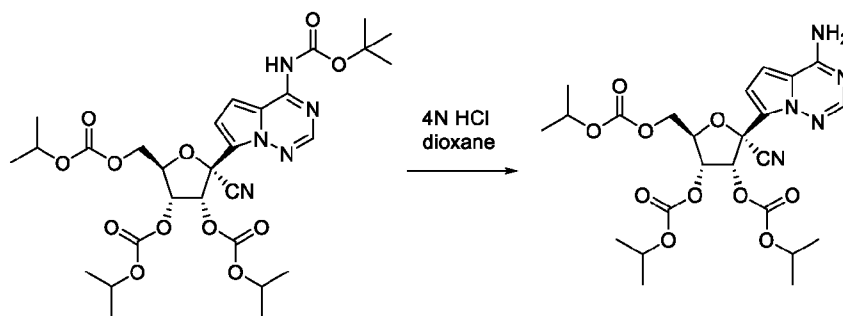
Step 2: Intermediate 58c

[0760] To the mixture of **Intermediate 58a** (1000 mg, 1.6 mmol) and Boc anhydride (350 mg, 1.6 mmol) in THF (16 mL) was added triethylamine (0.23 mL, 1.6 mmol) followed by 4-dimethylaminopyridine (98 mg, 0.8 mmol). The reaction mixture was stirred at r.t for 12 hours and then was diluted with ethyl acetate, washed with water, brine, dried over MgSO₄, filtered, and concentrated. **Intermediate 58b** was directly dissolved in THF (1.2 mL) and treated with *tetra-n*-butylammonium fluoride (0.74 mL, 1.0M in THF, 0.74 mmol) and stirred at r.t for 1 hour. After the completion of the reaction, the reaction mixture was concentrated and purified by flash chromatography using dichloromethane and methanol as eluants to obtain **Intermediate 58c**. ¹H NMR (400 MHz, DMSO-d₆) δ 10.61 (s, 1H), 8.33 (s, 1H), 7.27 (s, 1H), 7.09 (s, 1H), 6.20 (d, $J = 6.4$ Hz, 1H), 5.24 (d, $J = 5.5$ Hz, 1H), 4.91 (t, $J = 5.7$ Hz, 1H), 4.66 – 4.51 (m, 1H), 4.11-4.02 (m, 1H), 4.00-3.92 (m, 1H), 3.70 – 3.61 (m, 1H), 3.56-3.47 (m, 1H), 1.53 (s, 9H). LCMS: MS m/z : 391.788 (M+1).

Step 3: Compound 80

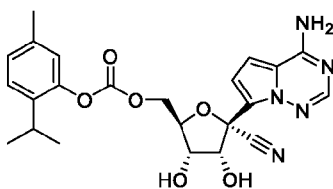
[0761] To a solution of **Intermediate 58c** (50 mg, 0.13 mmol) in dichloromethane (1 mL) was added pyridine (0.05 mL, 0.64 mmol). The mixture was then added isopropyl chloroformate (0.52 mL, 1.0 M in toluene, 0.52 mmol) and stirred at room temperature for 3 h. The reaction mixture was diluted with dichloromethane, washed with water, brine, dried over MgSO₄ and concentrated. The residue was purified by flash chromatography using dichloromethane and ethyl acetate as eluants to obtain **Compound 80**. ¹H NMR (400 MHz, DMSO-d₆) δ 10.73 (s, 1H), 8.35 (s, 1H), 7.33 (s, 1H), 7.02 (s, 1H), 5.96 (d, $J = 6.1$ Hz, 1H), 5.39 – 5.28 (m, 1H), 4.87 – 4.59 (m, 4H), 4.48 (dd, $J = 12.2, 3.4$ Hz, 1H), 4.34 (dd, $J = 12.0, 4.8$ Hz, 1H), 1.53 (s, 9H), 1.31 – 1.09 (m, 18H). LCMS: MS m/z : 649.80 (M+1).

Example 59: (2R,3R,4R,5R)-2-(4-aminopyrrolo[2,1-f][1,2,4]triazin-7-yl)-2-cyano-5-(((isopropoxycarbonyl)oxy)methyl)tetrahydrofuran-3,4-diyl diisopropyl bis(carbonate) (Compound 81)



[0762] To **Compound 80** (57 mg, 0.09 mmol) was added 4N HCl in dioxane (0.76 mL, 3.1 mmol). The reaction mixture was stirred at room temperature overnight. The reaction mixture was diluted with ethyl acetate, neutralized with saturated sodium bicarbonate, the organic layer separated, washed with water, brine, dried over MgSO₄, filtered, and concentrated. The residue was purified by flash chromatography using dichloromethane and ethyl acetate as eluants to obtain **Compound 81**. ¹H NMR (400 MHz, DMSO-d₆) δ 8.07 (br, 1H), 8.00 (br, 1H), 7.94 (s, 1H), 6.95 (d, *J* = 4.6 Hz, 1H), 6.83 (d, *J* = 4.6 Hz, 1H), 5.99 (d, *J* = 6.0 Hz, 1H), 5.33 (dd, *J* = 6.0, 5.0 Hz, 1H), 4.86 – 4.66 (m, 3H), 4.61 (td, *J* = 5.0, 3.2 Hz, 1H), 4.48 (dd, *J* = 12.2, 3.3 Hz, 1H), 4.33 (dd, *J* = 12.2, 5.1 Hz, 1H), 1.30 – 1.16 (m, 18H). LCMS: MS *m/z*: 549.95 (M+1).

Example 60: ((2R,3S,4R,5R)-5-(4-aminopyrrolo[2,1-f][1,2,4]triazin-7-yl)-5-cyano-3,4-dihydroxytetrahydrofuran-2-yl)methyl (2-isopropyl-5-methylphenyl) carbonate (Compound 82)

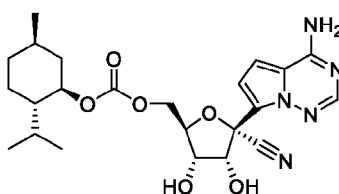


Compound 82

[0763] **Compound 82** was synthesized in manner similar to ((2R,3S,4R,5R)-5-(4-aminopyrrolo[2,1-f][1,2,4]triazin-7-yl)-5-cyano-3,4-dihydroxytetrahydrofuran-2-yl)methyl cyclooctyl carbonate (**Compound 14**) in Example 41, using the 2-step procedure and replacing cyclooctanol with 2-isopropyl-5-methylphenol. ¹H NMR (400 MHz, DMSO-d₆) δ 8.15 – 7.89 (m, 3H), 7.24 (d, *J* = 7.9 Hz, 1H), 7.10 – 7.05 (m, 1H), 6.95 (d, *J* = 4.6 Hz, 1H), 6.91 – 6.90 (m, 1H), 6.85 (d, *J* = 4.5 Hz, 1H), 6.39 (s, 1H), 5.47 (s, 1H), 4.70 (d, *J* = 4.9 Hz,

1H), 4.59 – 4.52 (m, 1H), 4.45 – 4.37 (m, 1H), 4.36 – 4.28 (m, 1H), 4.05 – 3.99 (m, 1H), 2.98 – 2.88 (m, 1H), 2.27 (s, 3H), 1.10 (dd, $J = 6.9, 2.7$ Hz, 6H). LCMS: 0.86 min, MS m/z : 468.0 (M+1).

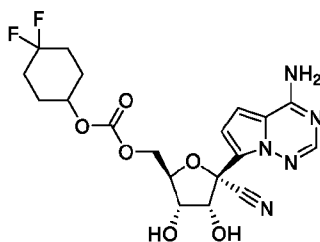
Example 61: ((2R,3S,4R,5R)-5-(4-aminopyrrolo[2,1-f][1,2,4]triazin-7-yl)-5-cyano-3,4-dihydroxytetrahydrofuran-2-yl)methyl ((1R,2S,5R)-2-isopropyl-5-methylcyclohexyl) carbonate (Compound 83)



Compound 83

[0764] **Compound 83** was synthesized in manner similar to ((2R,3S,4R,5R)-5-(4-aminopyrrolo[2,1-f][1,2,4]triazin-7-yl)-5-cyano-3,4-dihydroxytetrahydrofuran-2-yl)methyl cyclooctyl carbonate (**Compound 14**) in Example 41, using the 2-step procedure and replacing cyclooctanol with (1R,2S,5R)-2-isopropyl-5-methylcyclohexan-1-ol. ^1H NMR (400 MHz, DMSO- d_6) δ 8.05 – 7.86 (m, 3H), 6.91 (d, $J = 4.5$ Hz, 1H), 6.78 (t, $J = 3.9$ Hz, 1H), 6.34 (s, 1H), 5.41 (s, 1H), 4.68 – 4.61 (m, 1H), 4.48 – 4.37 (m, 2H), 4.27 – 4.17 (m, 2H), 3.97 – 3.90 (m, 1H), 2.00 – 1.77 (m, 2H), 1.68 – 1.57 (m, 2H), 1.52 – 1.28 (m, 2H), 1.10 – 0.95 (m, 2H), 0.91 – 0.78 (m, 7H), 0.78 – 0.67 (m, 3H). LCMS: 0.94 min, MS m/z : 474.0 (M+1).

Example 62: ((2R,3S,4R,5R)-5-(4-aminopyrrolo[2,1-f][1,2,4]triazin-7-yl)-5-cyano-3,4-dihydroxytetrahydrofuran-2-yl)methyl (4,4-difluorocyclohexyl) carbonate (Compound 84)

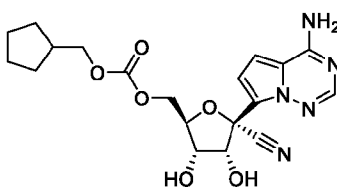


Compound 84

[0765] **Compound 84** was synthesized in a manner similar to ((2R,3S,4R,5R)-5-(4-aminopyrrolo[2,1-f][1,2,4]triazin-7-yl)-5-cyano-3,4-dihydroxytetrahydrofuran-2-yl)methyl

cyclooctyl carbonate (**Compound 14**) in Example 41, using the 2-step procedure and replacing cyclooctanol with 4,4-difluorocyclohexanol. ^1H NMR (400 MHz, DMSO- d_6) δ 8.08 – 7.76 (m, 3H), 6.90 (d, $J = 4.5$ Hz, 1H), 6.79 (d, $J = 4.5$ Hz, 1H), 6.34 (d, $J = 6.0$ Hz, 1H), 5.41 (d, $J = 5.8$ Hz, 1H), 4.76 (tq, $J = 6.0, 2.7$ Hz, 1H), 4.68 (dd, $J = 6.0, 4.9$ Hz, 1H), 4.49 – 4.38 (m, 1H), 4.29 – 4.16 (m, 2H), 3.94 (q, $J = 5.8$ Hz, 1H), 2.04 – 1.82 (m, 6H), 1.82 – 1.67 (m, 2H). LCMS: MS m/z 453.9 ($M + 1$).

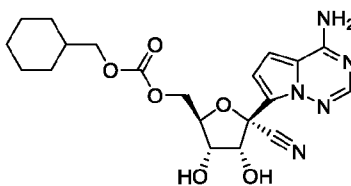
Example 63: ((2R,3S,4R,5R)-5-(4-aminopyrrolo[2,1-f][1,2,4]triazin-7-yl)-5-cyano-3,4-dihydroxytetrahydrofuran-2-yl)methyl (cyclopentylmethyl) carbonate (Compound 85)



Compound 85

[0766] **Compound 85** was synthesized in a manner similar to ((2R,3S,4R,5R)-5-(4-aminopyrrolo[2,1-f][1,2,4]triazin-7-yl)-5-cyano-3,4-dihydroxytetrahydrofuran-2-yl)methyl cyclooctyl carbonate (**Compound 14**) in Example 41, using the 2-step procedure and replacing cyclooctanol with cyclopentylmethanol. ^1H NMR (400 MHz, DMSO- d_6) δ 7.92 (s, 3H), 6.90 (d, $J = 4.5$ Hz, 1H), 6.79 (d, $J = 4.5$ Hz, 1H), 6.33 (d, $J = 6.0$ Hz, 1H), 5.41 (d, $J = 5.7$ Hz, 1H), 4.67 (dd, $J = 6.0, 4.9$ Hz, 1H), 4.45 – 4.36 (m, 1H), 4.27 – 4.17 (m, 2H), 3.95 (dd, $J = 9.8, 6.3$ Hz, 3H), 2.14 (h, $J = 7.5$ Hz, 1H), 1.75 – 1.62 (m, 2H), 1.61 – 1.42 (m, 4H), 1.21 (dq, $J = 11.0, 6.8$ Hz, 2H). LCMS: MS m/z 418.0 ($M + 1$).

Example 64: ((2R,3S,4R,5R)-5-(4-aminopyrrolo[2,1-f][1,2,4]triazin-7-yl)-5-cyano-3,4-dihydroxytetrahydrofuran-2-yl)methyl (cyclohexylmethyl) carbonate (Compound 86)

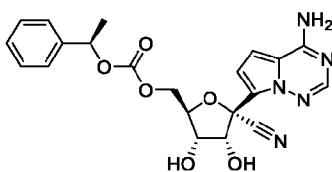


Compound 86

[0767] **Compound 86** was synthesized in a manner similar to ((2R,3S,4R,5R)-5-(4-aminopyrrolo[2,1-f][1,2,4]triazin-7-yl)-5-cyano-3,4-dihydroxytetrahydrofuran-2-yl)methyl

cyclooctyl carbonate (**Compound 14**) in Example 41, using the 2-step procedure and replacing cyclooctanol with cyclohexylmethanol. $^1\text{H NMR}$ (400 MHz, DMSO- d_6) δ 8.03 – 7.75 (m, 3H), 6.90 (d, $J = 4.5$ Hz, 1H), 6.79 (d, $J = 4.5$ Hz, 1H), 6.33 (d, $J = 6.0$ Hz, 1H), 5.41 (d, $J = 5.8$ Hz, 1H), 4.67 (dd, $J = 6.0, 4.9$ Hz, 1H), 4.47 – 4.34 (m, 1H), 4.28 – 4.14 (m, 2H), 3.93 (q, $J = 5.6$ Hz, 1H), 3.89 (d, $J = 6.3$ Hz, 2H), 1.72 – 1.51 (m, 6H), 1.28 – 1.03 (m, 3H), 1.00 – 0.82 (m, 2H). LCMS: MS m/z 432.0 ($M + 1$).

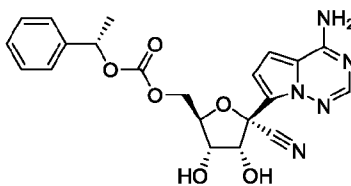
Example 65: ((2R,3S,4R,5R)-5-(4-aminopyrrolo[2,1-f][1,2,4]triazin-7-yl)-5-cyano-3,4-dihydroxytetrahydrofuran-2-yl)methyl ((R)-1-phenylethyl) carbonate (Compound 87)



Compound 87

[0768] **Compound 87** was synthesized in a manner similar to ((2R,3S,4R,5R)-5-(4-aminopyrrolo[2,1-f][1,2,4]triazin-7-yl)-5-cyano-3,4-dihydroxytetrahydrofuran-2-yl)methyl cyclooctyl carbonate (**Compound 14**) in Example 41, using the 2-step procedure and replacing cyclooctanol with (1R)-1-phenylethanol. $^1\text{H NMR}$ (400 MHz, DMSO- d_6) δ 8.03 – 7.74 (m, 3H), 7.39 – 7.26 (m, 5H), 6.91 (d, $J = 4.5$ Hz, 1H), 6.79 (d, $J = 4.5$ Hz, 1H), 6.32 (d, $J = 6.0$ Hz, 1H), 5.67 (q, $J = 6.5$ Hz, 1H), 5.40 (d, $J = 5.8$ Hz, 1H), 4.67 (dd, $J = 6.0, 4.9$ Hz, 1H), 4.43 (dd, $J = 11.4, 2.4$ Hz, 1H), 4.27 – 4.13 (m, 2H), 3.92 (td, $J = 6.2, 5.0$ Hz, 1H), 1.51 (d, $J = 6.6$ Hz, 3H). LCMS: MS m/z 439.9 ($M + 1$).

Example 66: ((2R,3S,4R,5R)-5-(4-aminopyrrolo[2,1-f][1,2,4]triazin-7-yl)-5-cyano-3,4-dihydroxytetrahydrofuran-2-yl)methyl ((S)-1-phenylethyl) carbonate (Compound 88)

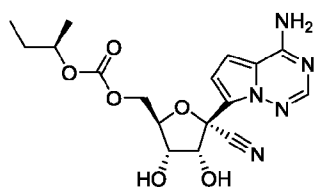


Compound 88

[0769] **Compound 88** was synthesized in a manner similar to ((2R,3S,4R,5R)-5-(4-aminopyrrolo[2,1-f][1,2,4]triazin-7-yl)-5-cyano-3,4-dihydroxytetrahydrofuran-2-yl)methyl

cyclooctyl carbonate (**Compound 14**) in Example 41, using the 2-step procedure and replacing cyclooctanol with (1S)-1-phenylethanol. ¹H NMR (400 MHz, DMSO-d₆) δ 8.04 – 7.79 (m, 3H), 7.41 – 7.25 (m, 5H), 6.91 (d, J = 4.5 Hz, 1H), 6.77 (d, J = 4.5 Hz, 1H), 6.32 (d, J = 6.1 Hz, 1H), 5.67 (q, J = 6.5 Hz, 1H), 5.40 (d, J = 5.7 Hz, 1H), 4.67 (dd, J = 6.1, 4.9 Hz, 1H), 4.41 – 4.30 (m, 1H), 4.23 (dd, J = 8.8, 5.8 Hz, 2H), 3.93 (q, J = 5.6 Hz, 1H), 1.50 (d, J = 6.6 Hz, 3H). LCMS: MS m/z 440.0 (M + 1).

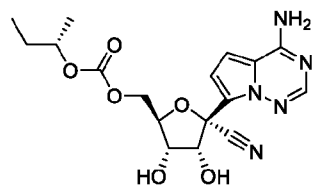
Example 67: ((2R,3S,4R,5R)-5-(4-aminopyrrolo[2,1-f][1,2,4]triazin-7-yl)-5-cyano-3,4-dihydroxytetrahydrofuran-2-yl)methyl ((R)-sec-butyl) carbonate (Compound 89)



Compound 89

[0770] **Compound 89** was synthesized in a manner similar to ((2R,3S,4R,5R)-5-(4-aminopyrrolo[2,1-f][1,2,4]triazin-7-yl)-5-cyano-3,4-dihydroxytetrahydrofuran-2-yl)methyl cyclooctyl carbonate (**Compound 14**) in Example 41, using the 2-step procedure and replacing cyclooctanol with (2R)-butan-2-ol. ¹H NMR (400 MHz, DMSO-d₆) δ 8.02 – 7.75 (m, 3H), 6.90 (d, J = 4.5 Hz, 1H), 6.78 (d, J = 4.5 Hz, 1H), 6.32 (d, J = 6.0 Hz, 1H), 5.40 (d, J = 5.8 Hz, 1H), 4.67 (dd, J = 6.0, 4.9 Hz, 1H), 4.59 (h, J = 6.2 Hz, 1H), 4.46 – 4.34 (m, 1H), 4.26 – 4.15 (m, 2H), 3.93 (q, J = 5.8 Hz, 1H), 1.54 (dtd, J = 13.3, 7.4, 3.0 Hz, 2H), 1.19 (d, J = 6.2 Hz, 3H), 0.84 (t, J = 7.4 Hz, 3H). LCMS: MS m/z 392.0 (M + 1).

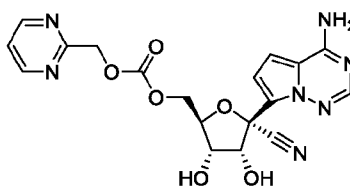
Example 68: ((2R,3S,4R,5R)-5-(4-aminopyrrolo[2,1-f][1,2,4]triazin-7-yl)-5-cyano-3,4-dihydroxytetrahydrofuran-2-yl)methyl ((S)-sec-butyl) carbonate (Compound 90)



Compound 90

[0771] **Compound 90** was synthesized in a manner similar to ((2R,3S,4R,5R)-5-(4-aminopyrrolo[2,1-f][1,2,4]triazin-7-yl)-5-cyano-3,4-dihydroxytetrahydrofuran-2-yl)methyl cyclooctyl carbonate (**Compound 14**) in Example 41, using the 2-step procedure and replacing cyclooctanol with (2S)-butan-2-ol. ¹H NMR (400 MHz, DMSO-d₆) δ 8.03 – 7.78 (m, 3H), 6.90 (d, J = 4.5 Hz, 1H), 6.78 (d, J = 4.5 Hz, 1H), 6.32 (d, J = 6.0 Hz, 1H), 5.40 (d, J = 5.8 Hz, 1H), 4.66 (dd, J = 6.1, 4.9 Hz, 1H), 4.59 (p, J = 6.2 Hz, 1H), 4.46 – 4.34 (m, 1H), 4.27 – 4.14 (m, 2H), 3.93 (q, J = 5.8 Hz, 1H), 1.61 – 1.47 (m, 2H), 1.19 (d, J = 6.3 Hz, 3H), 0.86 (t, J = 7.5 Hz, 3H). LCMS: MS m/z 392.0 (M + 1).

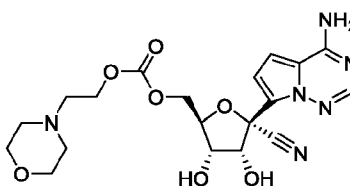
Example 69: ((2R,3S,4R,5R)-5-(4-aminopyrrolo[2,1-f][1,2,4]triazin-7-yl)-5-cyano-3,4-dihydroxytetrahydrofuran-2-yl)methyl (pyrimidin-2-ylmethyl) carbonate (Compound 91)



Compound 91

[0772] **Compound 69** was synthesized in a manner similar to ((2R,3S,4R,5R)-5-(4-aminopyrrolo[2,1-f][1,2,4]triazin-7-yl)-5-cyano-3,4-dihydroxytetrahydrofuran-2-yl)methyl cyclooctyl carbonate (**Compound 14**) in Example 41, using the 2-step procedure and replacing cyclooctanol with pyrimidin-2-ylmethanol. ¹H NMR (400 MHz, DMSO-d₆) δ 8.81 (d, J = 4.9 Hz, 2H), 8.05 – 7.74 (m, 3H), 7.46 (t, J = 4.9 Hz, 1H), 6.90 (d, J = 4.5 Hz, 1H), 6.83 (d, J = 4.5 Hz, 1H), 6.33 (d, J = 6.1 Hz, 1H), 5.44 (d, J = 5.7 Hz, 1H), 5.29 (s, 2H), 4.70 (dd, J = 6.1, 5.0 Hz, 1H), 4.50 – 4.36 (m, 1H), 4.33 – 4.19 (m, 2H), 3.97 (q, J = 5.7 Hz, 1H). LCMS: MS m/z 427.9 (M + 1).

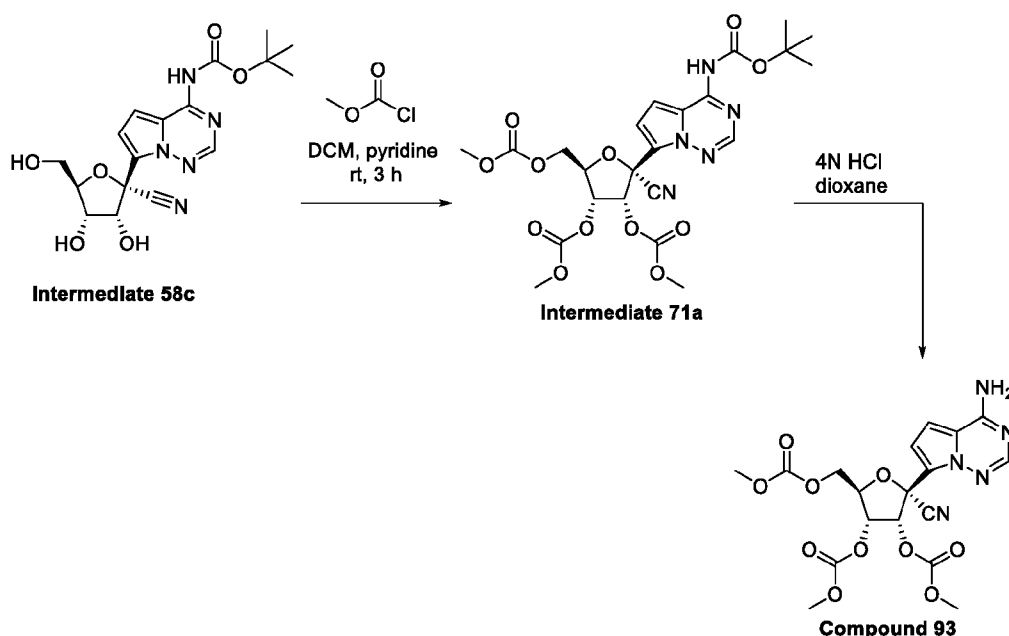
Example 70: ((2R,3S,4R,5R)-5-(4-aminopyrrolo[2,1-f][1,2,4]triazin-7-yl)-5-cyano-3,4-dihydroxytetrahydrofuran-2-yl)methyl (2-morpholinoethyl) carbonate (Compound 92)



Compound 92

[0773] **Compound 92** was synthesized in a manner similar to ((2R,3S,4R,5R)-5-(4-aminopyrrolo[2,1-f][1,2,4]triazin-7-yl)-5-cyano-3,4-dihydroxytetrahydrofuran-2-yl)methyl cyclooctyl carbonate (**Compound 14**) in Example 41, using the 2-step procedure and replacing cyclooctanol with 4-(2-hydroxyethyl)morpholine. ¹H NMR (400 MHz, DMSO-d₆) δ 8.06 – 7.78 (m, 3H), 6.90 (d, J = 4.5 Hz, 1H), 6.79 (d, J = 4.5 Hz, 1H), 6.33 (d, J = 6.0 Hz, 1H), 5.41 (d, J = 5.7 Hz, 1H), 4.69 (dd, J = 6.1, 4.9 Hz, 1H), 4.44 – 4.36 (m, 2H), 4.27 – 4.20 (m, 2H), 4.20 – 4.15 (m, 2H), 3.94 (q, J = 5.6 Hz, 1H), 3.58 – 3.51 (m, 4H), 2.53 (t, J = 5.6 Hz, 2H), 2.41 – 2.34 (m, 4H). LCMS: MS m/z: 449.1 (M+1).

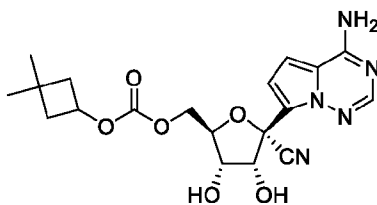
Example 71: (2R,3R,4R,5R)-2-(4-aminopyrrolo[2,1-f][1,2,4]triazin-7-yl)-2-cyano-5-(((methoxycarbonyl)oxy)methyl)tetrahydrofuran-3,4-diyl dimethyl bis(carbonate) (Compound 93)



[0774] To a solution of **Intermediate 58c** (50 mg, 0.13 mmol) in dichloromethane (1 mL) was added pyridine (0.05 mL, 0.64 mmol). The mixture was then added methyl chloroformate (0.04 mL, 0.52 mmol) and stirred at room temperature for 3 h. The reaction mixture was diluted with dichloromethane, washed with water, brine, dried over MgSO₄ and concentrated to afford **Intermediate 71a**. To the crude **Intermediate 71a** was added 4N HCl in dioxane (0.76 mL, 3.1 mmol). The reaction mixture was stirred at room temperature

overnight. The reaction mixture was diluted with ethyl acetate, neutralized with saturated sodium bicarbonate, the organic layer separated, washed with water, brine, dried over MgSO_4 , filtered, and concentrated. The residue was purified by flash chromatography using dichloromethane and ethyl acetate as eluants to obtain **Compound 93**. $^1\text{H NMR}$ (400 MHz, DMSO-d_6) δ 8.07 (br, 1H), 8.00 (br, 1H), 7.93 (s, 1H), 6.95 (d, $J = 4.6$ Hz, 1H), 6.85 (d, $J = 4.6$ Hz, 1H), 6.05 (d, $J = 6.0$ Hz, 1H), 5.38 (dd, $J = 6.0, 4.1$ Hz, 1H), 4.71 – 4.63 (m, 1H), 4.49 (dd, $J = 12.1, 3.3$ Hz, 1H), 4.37 (dd, $J = 12.1, 5.0$ Hz, 1H), 3.78 (s, 3H), 3.77 (s, 3H), 3.69 (s, 3H). LCMS: MS m/z : 466.03 (M+1).

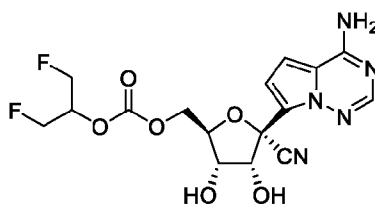
Example 72: ((2R,3S,4R,5R)-5-(4-aminopyrrolo[2,1-f][1,2,4]triazin-7-yl)-5-cyano-3,4-dihydroxytetrahydrofuran-2-yl)methyl (3,3-dimethylcyclobutyl) carbonate (Compound 31)



Compound 31

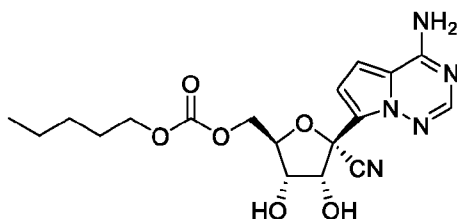
[0775] Compound 31 was synthesized in a manner similar to ((2R,3S,4R,5R)-5-(4-aminopyrrolo[2,1-f][1,2,4]triazin-7-yl)-5-cyano-3,4-dihydroxytetrahydrofuran-2-yl)methyl cyclooctyl carbonate (**Compound 14**) in Example 41, using the 2-step procedure and replacing cyclooctanol with 3,3-dimethylcyclobutan-1-ol. $^1\text{H NMR}$ (400 MHz, DMSO-d_6) δ 7.92 (s, 3H), 6.92 (d, $J = 4.6$ Hz, 1H), 6.79 (d, $J = 4.6$ Hz, 1H), 6.32 (d, $J = 6.1$ Hz, 1H), 5.41 (d, $J = 5.7$ Hz, 1H), 4.91-4.84 (m, 1H), 4.69 (dd, $J = 6.1, 4.9$ Hz, 1H), 4.45 – 4.33 (m, 1H), 4.27 – 4.15 (m, 2H), 3.94 (q, $J = 5.8$ Hz, 1H), 2.23 – 2.11 (m, 2H), 1.87 – 1.77 (m, 2H), 1.12 (m, 6H). LCMS: MS m/z : 418.02 (M+1).

Example 73: ((2R,3S,4R,5R)-5-(4-aminopyrrolo[2,1-f][1,2,4]triazin-7-yl)-5-cyano-3,4-dihydroxytetrahydrofuran-2-yl)methyl (1,3-difluoropropan-2-yl) carbonate (Compound 94)

**Compound 94**

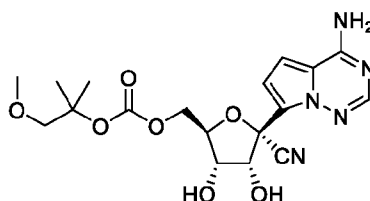
[0776] **Compound 94** was synthesized in a manner similar to ((2R,3S,4R,5R)-5-(4-aminopyrrolo[2,1-f][1,2,4]triazin-7-yl)-5-cyano-3,4-dihydroxytetrahydrofuran-2-yl)methyl cyclooctyl carbonate (**Compound 14**) in Example 41, using the 2-step procedure and replacing cyclooctanol with 1,3-difluoropropan-2-ol. ¹H NMR (400 MHz, DMSO-d₆) δ 7.93 (s, 3H), 6.92 (d, *J* = 4.6 Hz, 1H), 6.80 (d, *J* = 4.6 Hz, 1H), 6.35 (d, *J* = 6.1 Hz, 1H), 5.44 (br, 1H), 5.20-5.07 (m, 1H), 4.79-4.74 (m, 1H), 4.72 – 4.62 (m, 3H), 4.59-4.55 (m, 1H), 4.51 – 4.45 (m, 1H), 4.34 – 4.22 (m, 2H), 3.96 (m, 1H). LCMS: MS *m/z*: 414.13 (M+1).

Example 74 : ((2R,3S,4R,5R)-5-(4-aminopyrrolo[2,1-f][1,2,4]triazin-7-yl)-5-cyano-3,4-dihydroxytetrahydrofuran-2-yl)methyl pentyl carbonate (Compound 27)

**Compound 27**

[0777] **Compound 27** was synthesized in a manner similar to ((2R,3S,4R,5R)-5-(4-aminopyrrolo[2,1-f][1,2,4]triazin-7-yl)-5-cyano-3,4-dihydroxytetrahydrofuran-2-yl)methyl cyclooctyl carbonate (**Compound 14**) in Example 41, using the 2-step procedure and replacing cyclooctanol with pentan-1-ol. ¹H NMR (400 MHz, DMSO-d₆) δ 7.93 (s, 3H), 6.91 (d, *J* = 4.5 Hz, 1H), 6.80 (d, *J* = 4.6 Hz, 1H), 6.33 (d, *J* = 6.1 Hz, 1H), 5.42 (d, *J* = 5.8 Hz, 1H), 4.69 (dd, *J* = 6.1, 5.0 Hz, 1H), 4.53 – 4.31 (m, 1H), 4.29 – 4.14 (m, 2H), 4.07 (t, *J* = 6.6 Hz, 2H), 3.94 (q, *J* = 5.8 Hz, 1H), 1.70 – 1.48 (m, 2H), 1.42 – 1.18 (m, 4H), 0.90 – 0.84 (m, 3H). LCMS: MS *m/z*: 406.04 (M+1).

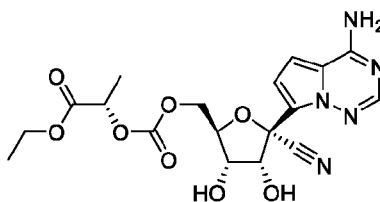
Example 75: ((2R,3S,4R,5R)-5-(4-aminopyrrolo[2,1-f][1,2,4]triazin-7-yl)-5-cyano-3,4-dihydroxytetrahydrofuran-2-yl)methyl (1-methoxy-2-methylpropan-2-yl) carbonate (Compound 96)



Compound 96

[0778] **Compound 96** was synthesized in a manner similar to ((2R,3S,4R,5R)-5-(4-aminopyrrolo[2,1-f][1,2,4]triazin-7-yl)-5-cyano-3,4-dihydroxytetrahydrofuran-2-yl)methyl (1-methylcyclohexyl) carbonate (**Compound 47**) in Example 23, replacing 1-methylcyclohexanol with 1-methoxy-2-methyl-propan-2-ol. ¹H NMR (400 MHz, DMSO-d₆) δ 7.94 (s, 3H), 6.92 (d, *J* = 4.6 Hz, 1H), 6.81 (d, *J* = 4.5 Hz, 1H), 6.33 (d, *J* = 6.0 Hz, 1H), 5.42 (d, *J* = 5.8 Hz, 1H), 4.69 (t, *J* = 5.5 Hz, 1H), 4.37 (dd, *J* = 11.7, 2.8 Hz, 1H), 4.22 (td, *J* = 6.3, 2.8 Hz, 1H), 4.15 (dd, *J* = 11.7, 6.1 Hz, 1H), 3.94 (q, *J* = 5.8 Hz, 1H), 3.44 (s, 2H), 3.28 (s, 3H), 1.37 (s, 6H). LCMS: MS *m/z*: 421.90 (M+1).

Example 76: ethyl (S)-2-((((2R,3S,4R,5R)-5-(4-aminopyrrolo[2,1-f][1,2,4]triazin-7-yl)-5-cyano-3,4-dihydroxytetrahydrofuran-2-yl)methoxy)carbonyloxy)propanoate (Compound 97)

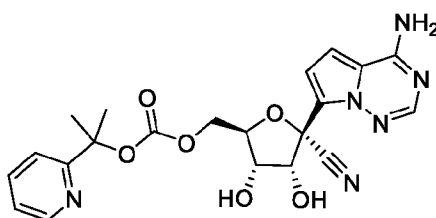


Compound 97

[0779] **Compound 97** was synthesized in a manner similar to **Example 14: ((2R,3S,4R,5R)-5-(4-aminopyrrolo[2,1-f][1,2,4]triazin-7-yl)-5-cyano-3,4-dihydroxytetrahydrofuran-2-yl)methyl cyclooctyl carbonate (Compound 14)**, replacing cyclooctanol with ethyl (S)-(-)-lactate. ¹H NMR (400 MHz, DMSO-d₆) δ 7.93 (s, 3H), 6.92 (d, *J* = 4.5 Hz, 1H), 6.83 (d, *J* = 4.5 Hz, 1H), 6.36 (d, *J* = 5.5 Hz, 1H), 5.44 (d, *J* = 5.7 Hz, 1H), 4.97 (q, *J* = 7.0 Hz, 1H), 4.70

(t, $J = 5.2$ Hz, 1H), 4.49 – 4.38 (m, 1H), 4.33 – 4.21 (m, 2H), 4.16 (qd, $J = 7.2, 2.9$ Hz, 2H), 3.93 (q, $J = 5.6$ Hz, 1H), 1.42 (d, $J = 7.0$ Hz, 3H), 1.20 (t, $J = 7.1$ Hz, 3H). LCMS: MS m/z : 436.04 (M+1).

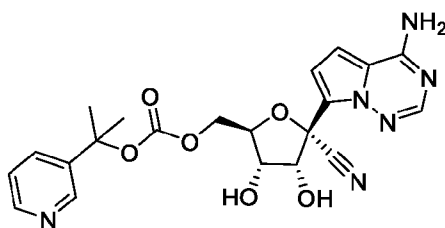
Example 77: [(2R,3S,4R,5R)-5-(4-aminopyrrolo[2,1-f][1,2,4]triazin-7-yl)-5-cyano-3,4-dihydroxy-tetrahydrofuran-2-yl]methyl [1-methyl-1-(2-pyridyl)ethyl] carbonate (Compound 98)



Compound 98

~~[0780]~~ **Compound 98** was synthesized in a manner similar to **Example 23: ((2R,3S,4R,5R)-5-(4-aminopyrrolo[2,1-f][1,2,4]triazin-7-yl)-5-cyano-3,4-dihydroxytetrahydrofuran-2-yl)methyl (1-methylcyclohexyl) carbonate (Compound 47)**, replacing 1-methylcyclohexanol with 2-(2-pyridyl)propan-2-ol. ¹H NMR (400 MHz, DMSO- d_6) δ 8.52 (ddd, $J = 4.8, 1.8, 0.9$ Hz, 1H), 8.03 – 7.85 (m, 3H), 7.75 (td, $J = 7.8, 1.9$ Hz, 1H), 7.38 (dt, $J = 8.0, 1.0$ Hz, 1H), 7.28 (ddd, $J = 7.6, 4.8, 1.1$ Hz, 1H), 6.93 (d, $J = 4.6$ Hz, 1H), 6.83 (d, $J = 4.5$ Hz, 1H), 6.33 (d, $J = 5.9$ Hz, 1H), 5.41 (d, $J = 5.7$ Hz, 1H), 4.69 (t, $J = 5.4$ Hz, 1H), 4.32 (dd, $J = 11.8, 2.8$ Hz, 1H), 4.23 – 4.18 (m, 1H), 4.12 (dd, $J = 11.8, 6.0$ Hz, 1H), 3.93 (q, $J = 5.7$ Hz, 1H), 1.71 (s, 6H). LCMS: MS m/z 455.1 (M+1).

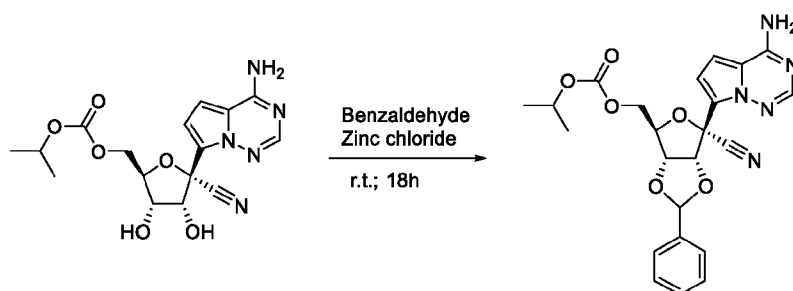
Example 78: [(2R,3S,4R,5R)-5-(4-aminopyrrolo[2,1-f][1,2,4]triazin-7-yl)-5-cyano-3,4-dihydroxy-tetrahydrofuran-2-yl]methyl [1-methyl-1-(3-pyridyl)ethyl] carbonate (Compound 99)



Compound 99

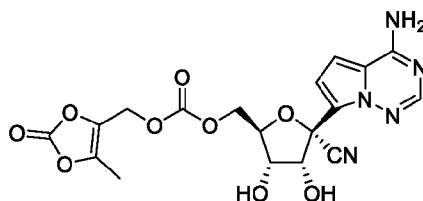
[0781] **Compound 99** was synthesized in a manner similar to **Example 23: ((2R,3S,4R,5R)-5-(4-aminopyrrolo[2,1-f][1,2,4]triazin-7-yl)-5-cyano-3,4-dihydroxytetrahydrofuran-2-yl)methyl (1-methylcyclohexyl) carbonate (Compound 47)**, replacing 1-methylcyclohexanol with 2-(3-pyridyl)propan-2-ol. ¹H NMR (400 MHz, DMSO-d₆) δ 8.61 (d, J = 2.4 Hz, 1H), 8.55 – 8.46 (m, 1H), 8.03 – 7.82 (m, 3H), 7.80 – 7.65 (m, 1H), 7.35 (dd, J = 8.0, 4.7 Hz, 1H), 6.93 (d, J = 4.6 Hz, 1H), 6.81 (d, J = 4.6 Hz, 1H), 6.32 (d, J = 6.0 Hz, 1H), 5.40 (d, J = 5.8 Hz, 1H), 4.78 – 4.62 (m, 1H), 4.32 (dd, J = 11.7, 2.8 Hz, 1H), 4.24 – 4.17 (m, 1H), 4.13 (dd, J = 11.7, 6.0 Hz, 1H), 3.92 (q, J = 5.8 Hz, 1H), 1.75 (s, 6H). LCMS: MS m/z 455.1 (M+1).

Example 79: [(3aR,4R,6R,6aR)-4-(4-aminopyrrolo[2,1-f][1,2,4]triazin-7-yl)-4-cyano-2-phenyl-6,6a-dihydro-3aH-furo[3,4-d][1,3]dioxol-6-yl)methyl isopropyl carbonate (Compound 100)



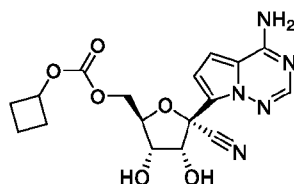
[0782] To a solution of [(2R,3S,4R,5R)-5-(4-aminopyrrolo[2,1-f][1,2,4]triazin-7-yl)-5-cyano-3,4-dihydroxy-tetrahydrofuran-2-yl)methyl isopropyl carbonate **Compound 4** (100 mg, 0.27 mmol) and benzaldehyde (84 mg, 0.8 mmol) in acetonitrile, Zinc chloride (36 mg, 0.27 mmol) was added and stirred at r.t for 18h. The reaction mixture was then diluted with ethyl acetate, washed with saturated NaHCO₃ and saturated brine. The organic layer was dried over Na₂SO₄, concentrated in vacuo and purified by column chromatography eluting with ethyl acetate in hexane (0% - 50%) to give desired product **Compound 100**. ¹H NMR (400 MHz, DMSO-d₆) δ 7.96 (s, 3H), 7.69 (dd, J = 6.8, 2.9 Hz, 2H), 7.47 (dd, J = 5.0, 1.8 Hz, 3H), 6.93 (dd, J = 4.6, 0.8 Hz, 1H), 6.85 (d, J = 4.5 Hz, 1H), 6.11 (s, 1H), 5.55 (d, J = 6.8 Hz, 1H), 5.04 (dd, J = 6.8, 3.4 Hz, 1H), 4.69 (qd, J = 7.4, 6.3, 4.3 Hz, 2H), 4.32 (dd, J = 11.8, 4.2 Hz, 1H), 4.18 (dd, J = 11.8, 6.2 Hz, 1H), 1.18 (dd, J = 7.7, 6.3 Hz, 6H); LCMS: MS m/z: 466.2 (M+1)

Example 80: ((2R,3S,4R,5R)-5-(4-aminopyrrolo[2,1-f][1,2,4]triazin-7-yl)-5-cyano-3,4-dihydroxytetrahydrofuran-2-yl)methyl ((5-methyl-2-oxo-1,3-dioxol-4-yl)methyl) carbonate (Compound 26)



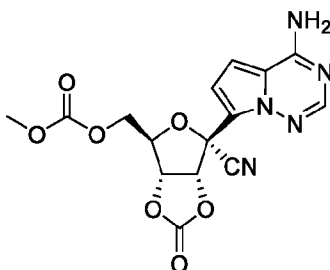
[0783] **Compound 26** was synthesized in a manner similar to ((2R,3S,4R,5R)-5-(4-aminopyrrolo[2,1-f][1,2,4]triazin-7-yl)-5-cyano-3,4-dihydroxytetrahydrofuran-2-yl)methyl cyclooctyl carbonate (**Compound 14**) in Example 41, replacing cyclooctanol with 4-(hydroxymethyl)-5-methyl-1,3-dioxol-2-one. ¹H NMR (400 MHz, DMSO-d₆) δ 7.92 (s, 3H), 6.91 (d, *J* = 4.5 Hz, 1H), 6.79 (d, *J* = 4.6 Hz, 1H), 6.33 (d, *J* = 6.1 Hz, 1H), 5.43 (d, *J* = 5.7 Hz, 1H), 5.03 (s, 2H), 4.69 (t, *J* = 5.5 Hz, 1H), 4.48 – 4.39 (m, 1H), 4.33 – 4.21 (m, 2H), 3.95 (q, *J* = 5.6 Hz, 1H), 2.17 (s, 3H). LCMS: MS *m/z*: 448.09 (M+1).

Example 81: ((2R,3S,4R,5R)-5-(4-aminopyrrolo[2,1-f][1,2,4]triazin-7-yl)-5-cyano-3,4-dihydroxytetrahydrofuran-2-yl)methyl cyclobutyl carbonate (Compound 37)



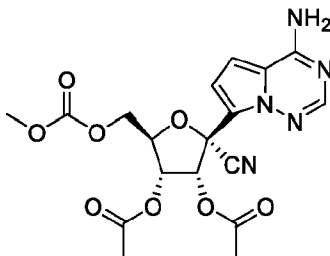
[0784] **Compound 37** was synthesized in a manner similar to ((2R,3S,4R,5R)-5-(4-aminopyrrolo[2,1-f][1,2,4]triazin-7-yl)-5-cyano-3,4-dihydroxytetrahydrofuran-2-yl)methyl cyclooctyl carbonate (**Compound 14**) in Example 41, replacing cyclooctanol with cyclobutanol. ¹H NMR (400 MHz, DMSO-d₆) δ 7.92 (s, 3H), 6.91 (d, *J* = 4.5 Hz, 1H), 6.78 (d, *J* = 4.6 Hz, 1H), 6.31 (d, *J* = 6.1 Hz, 1H), 5.41 (d, *J* = 5.7 Hz, 1H), 4.88 – 4.76 (m, 1H), 4.69 (dd, *J* = 6.1, 4.9 Hz, 1H), 4.42 – 4.33 (m, 1H), 4.25 – 4.12 (m, 2H), 3.94 (q, *J* = 5.8 Hz, 1H), 2.32 – 2.20 (m, 2H), 2.08 – 1.92 (m, 2H), 1.73 (dddd, *J* = 10.9, 9.9, 7.2, 2.7, 1.4 Hz, 1H), 1.62 – 1.47 (m, 1H). LCMS: MS *m/z*: 390.00 (M+1)

Example 82: ((3aR,4R,6R,6aR)-6-(4-aminopyrrolo[2,1-f][1,2,4]triazin-7-yl)-6-cyano-2-oxotetrahydrofuro[3,4-d][1,3]dioxol-4-yl)methyl methyl carbonate (Compound 127)



[0785] Compound 127 was synthesized in a manner similar to ((3aR,4R,6R,6aR)-6-(4-aminopyrrolo[2,1-f][1,2,4]triazin-7-yl)-6-cyano-2-oxotetrahydrofuro[3,4-d][1,3]dioxol-4-yl)methyl isopropyl carbonate (**Compound 66**) in Example 44, replacing ((2R,3S,4R,5R)-5-(4-aminopyrrolo[2,1-f][1,2,4]triazin-7-yl)-5-cyano-3,4-dihydroxytetrahydrofuran-2-yl)methyl isopropyl carbonate (**Compound 4**) with ((2R,3S,4R,5R)-5-(4-aminopyrrolo[2,1-f][1,2,4]triazin-7-yl)-5-cyano-3,4-dihydroxytetrahydrofuran-2-yl)methyl methyl carbonate (**Compound 5**). ¹H NMR (400 MHz, DMSO-d₆) δ 8.10 (br, 1H), 8.03 (br, 1H), 7.98 (s, 1H), 6.96 (d, J = 4.6 Hz, 1H), 6.92 (d, J = 4.6 Hz, 1H), 5.99 (d, J = 7.8 Hz, 1H), 5.50 (dd, J = 7.8, 4.0 Hz, 1H), 4.81 (dt, J = 5.7, 4.0 Hz, 1H), 4.45 (dd, J = 12.0, 3.8 Hz, 1H), 4.31 (dd, J = 12.0, 5.7 Hz, 1H), 3.67 (s, 3H). LCMS: MS m/z: 376.04 (M+1).

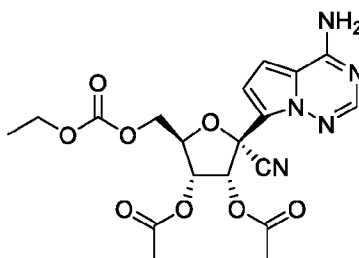
Example 83: (2R,3R,4R,5R)-2-(4-aminopyrrolo[2,1-f][1,2,4]triazin-7-yl)-2-cyano-5-(((methoxycarbonyl)oxy)methyl)tetrahydrofuran-3,4-diyl diacetate (Compound 128)



[0786] Compound 128 was synthesized in a manner similar to (2R,3R,4R,5R)-2-(4-aminopyrrolo[2,1-f][1,2,4]triazin-7-yl)-2-cyano-5-(((isopropoxycarbonyl)oxy)methyl)tetrahydrofuran-3,4-diyl diacetate (**Compound 65**) in Example 43, replacing ((2R,3S,4R,5R)-5-(4-aminopyrrolo[2,1-f][1,2,4]triazin-7-yl)-5-cyano-3,4-dihydroxytetrahydrofuran-2-yl)methyl isopropyl carbonate (**Compound 4**) with ((2R,3S,4R,5R)-5-(4-aminopyrrolo[2,1-f][1,2,4]triazin-7-yl)-5-cyano-3,4-dihydroxytetrahydrofuran-2-yl)methyl methyl carbonate (**Compound 5**). ¹H NMR (400

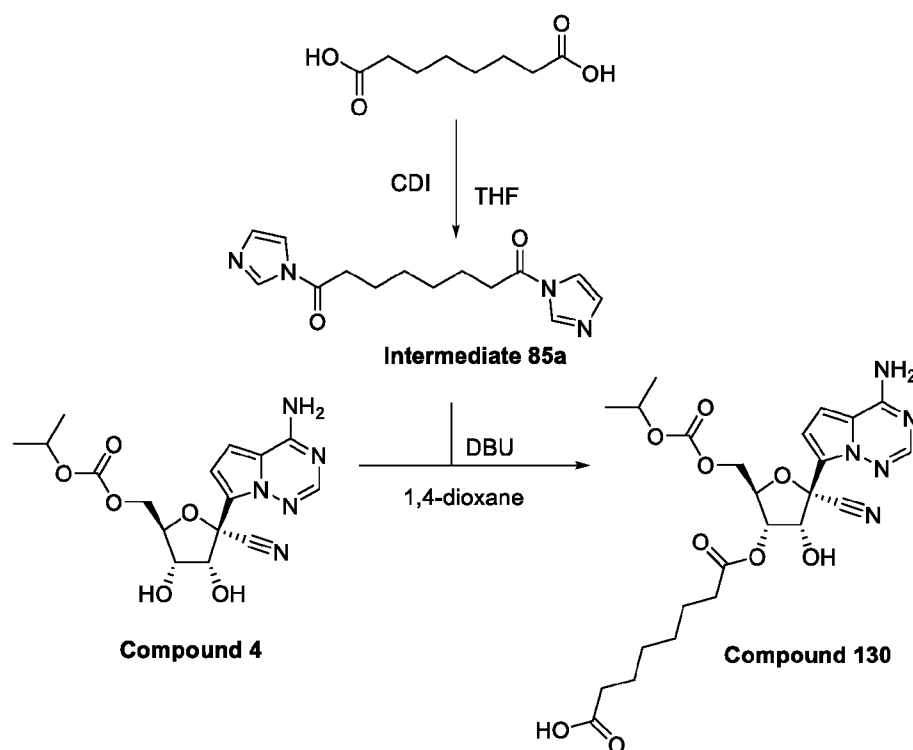
MHz, DMSO-d₆) δ 8.04 (br, 1H), 7.98 (br, 1H), 7.94 (s, 1H), 6.94 (d, J = 4.6 Hz, 1H), 6.80 (d, J = 4.6 Hz, 1H), 6.07 (d, J = 5.9 Hz, 1H), 5.41 (dd, J = 5.9, 4.5 Hz, 1H), 4.61 (td, J = 4.7, 3.2 Hz, 1H), 4.47 (dd, J = 12.1, 3.2 Hz, 1H), 4.34 (dd, J = 12.1, 5.0 Hz, 1H), 3.68 (s, 3H), 2.13 (s, 3H), 2.12 (s, 3H). LCMS: MS m/z: 434.02 (M+1).

Example 84: (2R,3R,4R,5R)-2-(4-aminopyrrolo[2,1-f][1,2,4]triazin-7-yl)-2-cyano-5-(((ethoxycarbonyl)oxy)methyl)tetrahydrofuran-3,4-diyl diacetate (Compound 129)



[0787] **Compound 129** was synthesized in a manner similar to (2R,3R,4R,5R)-2-(4-aminopyrrolo[2,1-f][1,2,4]triazin-7-yl)-2-cyano-5-(((isopropoxycarbonyl)oxy)methyl)tetrahydrofuran-3,4-diyl diacetate (**Compound 65**) in Example 43, replacing ((2R,3S,4R,5R)-5-(4-aminopyrrolo[2,1-f][1,2,4]triazin-7-yl)-5-cyano-3,4-dihydroxytetrahydrofuran-2-yl)methyl isopropyl carbonate (**Compound 4**) with ((2R,3S,4R,5R)-5-(4-aminopyrrolo[2,1-f][1,2,4]triazin-7-yl)-5-cyano-3,4-dihydroxytetrahydrofuran-2-yl)methyl ethyl carbonate (**Compound 6**). ¹H NMR (400 MHz, DMSO-d₆) δ 7.95 (s, 3H), 6.95 (d, J = 4.7 Hz, 1H), 6.81 (d, J = 4.6 Hz, 1H), 6.08 (d, J = 5.9 Hz, 1H), 5.41 (dd, J = 6.0, 4.6 Hz, 1H), 4.61 (td, J = 4.9, 3.2 Hz, 1H), 4.48 (dd, J = 12.2, 3.2 Hz, 1H), 4.33 (dd, J = 12.2, 5.1 Hz, 1H), 4.14 – 4.06 (m, 2H), 2.12 (d, J = 1.5 Hz, 6H), 1.19 (t, J = 7.1 Hz, 3H). LCMS: MS m/z: 447.99 (M+1).

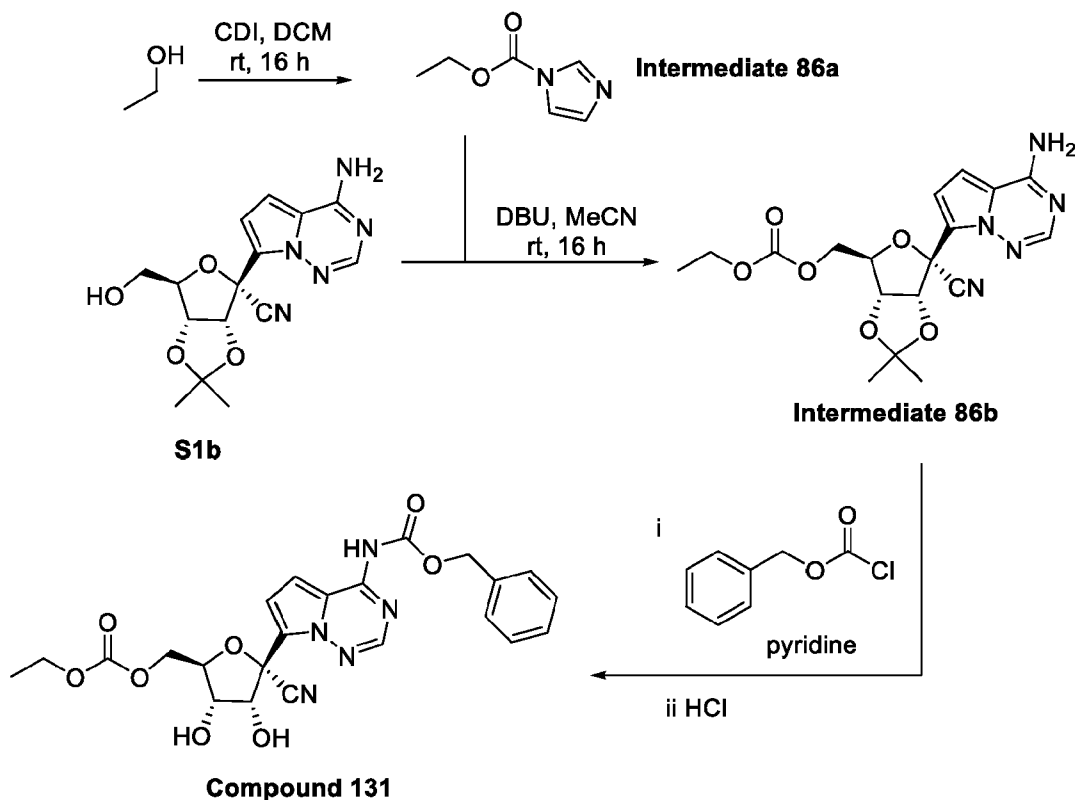
Example 85: 8-(((2R,3S,4R,5R)-5-(4-aminopyrrolo[2,1-f][1,2,4]triazin-7-yl)-5-cyano-4-hydroxy-2-(((isopropoxycarbonyl)oxy)methyl)tetrahydrofuran-3-yl)oxy)-8-oxooctanoic acid (Compound 130)



[0788] To a stirring solution of suberic acid (2.0 g, 11 mmol) in THF (30 mL) was added 1,1'-carbonyldiimidazole (5.0 g, 31 mmol) at room temperature. The reaction mixture was stirred overnight. **Intermediate 85a** will precipitate as white solid, which was then filtered and air dried.

[0789] To a suspension of **Intermediate 85a** (604 mg, 2.2 mmol) in anhydrous 1,4-dioxane (100 mL) was added (**Compound 4**) (755 mg, 2.0 mmol) at room temperature with intense stirring. The catalysis of 1,8-diazabicyclo[5.4.0]undec-7-ene (3 drops) was added to the reaction medium, and the mixture was reacted at 80 °C for 15-20 hours. After the completion of the reaction, the reaction mixture was diluted with ethyl acetate, washed with water, brine, dried over MgSO₄ and concentrated. The residue was purified by high-performance liquid chromatography using water and acetonitrile as eluants to obtain **Compound 130**. ¹H NMR (400 MHz, DMSO-*d*₆) δ 11.98 (br, 1H), 7.93 (s, 3H), 6.93 (d, *J* = 4.5 Hz, 1H), 6.84 (d, *J* = 4.6 Hz, 1H), 5.12 (t, *J* = 5.1 Hz, 1H), 5.04 (d, *J* = 5.6 Hz, 1H), 4.78 – 4.69 (m, 1H), 4.46 (q, *J* = 4.6 Hz, 1H), 4.39 (dd, *J* = 12.0, 3.6 Hz, 1H), 4.26 (dd, *J* = 11.8, 5.6 Hz, 1H), 2.38 (t, *J* = 7.3 Hz, 2H), 2.18 (t, *J* = 7.4 Hz, 2H), 1.58 (t, *J* = 7.4 Hz, 2H), 1.48 (q, *J* = 7.2 Hz, 2H), 1.29 (dq, *J* = 14.2, 8.3, 7.3 Hz, 4H), 1.21 (t, *J* = 6.1 Hz, 6H). LCMS: MS *m/z*: 534.06 (M+1).

Example 86: benzyl (7-((2R,3R,4S,5R)-2-cyano-5-(((ethoxycarbonyloxy)methyl)-3,4-dihydroxytetrahydrofuran-2-yl)pyrrolo[2,1-f][1,2,4]triazin-4-yl)carbamate (Compound 131)

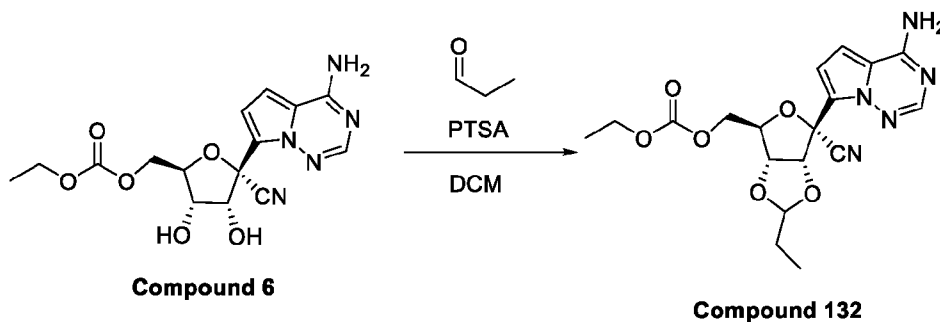


[0790] Ethanol (1.46 mL, 25 mmol) was added dropwise to a stirring solution of 1,1'-carbonyldiimidazole (6.08 g, 37.5 mmol) in DCM (80 mL) at 0 °C, then warmed to room temperature and stirred for 16 h. The reaction mixture was transferred to a separatory funnel, washed with water twice, dried over MgSO₄, and concentrated. **Intermediate 86a** was used without further purification.

[0791] **Intermediate 86a** (1.40 g, 10.0 mmol) and **S1b** (3.0 g, 9.0 mmol) were dissolved in MeCN (27 mL) at room temperature, then was subsequently treated with 1,8-diazabicyclo[5.4.0]undec-7-ene (0.27 mL, 1.81 mmol). The resulting solution was stirred at room temperature for 16 h then was quenched with saturated aqueous ammonium chloride. The biphasic mixture was extracted using EtOAc three times, and the combined organic layers were dried over MgSO₄ and concentrated. The crude **Intermediate 86b** was used without further purification assuming quantitative yield.

[0792] To a solution of **Intermediate 86b** (4.0 g, 10 mmol) in DCM (100 mL) at 0 °C was added pyridine (2.46 mL, 30 mmol) followed by benzyl chloroformate (6.1 mL, 18 mmol). The reaction mixture was warmed at RT and stirred overnight. The reaction mixture was then washed with saturated aqueous sodium bicarbonate and the organic layer was concentrated. The crude product was then directly treated with 4N HCl in 1,4-dioxane (24 mL) at RT overnight. The resulting mixture was then basified with saturated aqueous sodium bicarbonate and extracted with EtOAc three times. The combined organic layers were dried over MgSO₄ then concentrated. The residue was purified by flash chromatography using dichloromethane and methanol as eluants to obtain **Compound 131**. ¹H NMR (400 MHz, DMSO-d₆) δ 11.04 (s, 1H), 8.39 (s, 1H), 7.51-7.46 (m, 2H), 7.46-7.36 (m, 3H), 7.32 (d, J = 4.5 Hz, 1H), 7.02 (d, J = 4.8 Hz, 1H), 6.43 (d, J = 6.1 Hz, 1H), 5.46 (d, J = 5.9 Hz, 1H), 5.27 (s, 2H), 4.67 (t, J = 5.5 Hz, 1H), 4.44 – 4.35 (m, 1H), 4.31 – 4.17 (m, 2H), 4.11 (q, J = 7.1 Hz, 2H), 3.94 (q, J = 5.8 Hz, 1H), 1.19 (t, J = 7.1 Hz, 3H). LCMS: MS m/z: 497.99 (M+1).

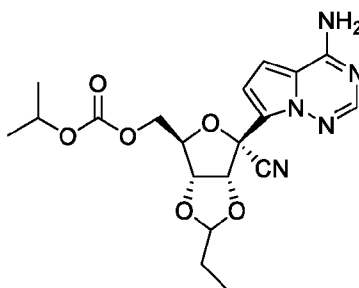
Example 87: ((3aR,4R,6R,6aR)-6-(4-aminopyrrolo[2,1-f][1,2,4]triazin-7-yl)-6-cyano-2-ethyltetrahydrofuro[3,4-d][1,3]dioxol-4-yl)methyl ethyl carbonate (Compound 132)



[0793] Propionaldehyde (1.6 mL, 22 mmol) and **Compound 6** (1080 mg, 3.0 mmol) were added into DCM (30 mL). Under an ice bath, p-methylbenzenesulfonic acid (PTSA, 1131 mg, 2.0 mmol) was added to the reaction mixture and stir for 10 min. The reaction mixture was then warmed up to room temperature and was stirred overnight. The reaction solution was then poured into sat. NaHCO₃ solution and extracted with DCM. Ammonia ethanol solution was added to the organic layer and concentrated resulting in a crude oil. The crude oil was then dissolved in ethyl acetate and washed with brine. The organic layer was then dried and purified by flash chromatography using dichloromethane and methanol as eluants to obtain **Compound 132**. ¹H NMR (400 MHz, DMSO-d₆) δ 8.01 (br, 2H), 7.95 (s, 1H), 6.92

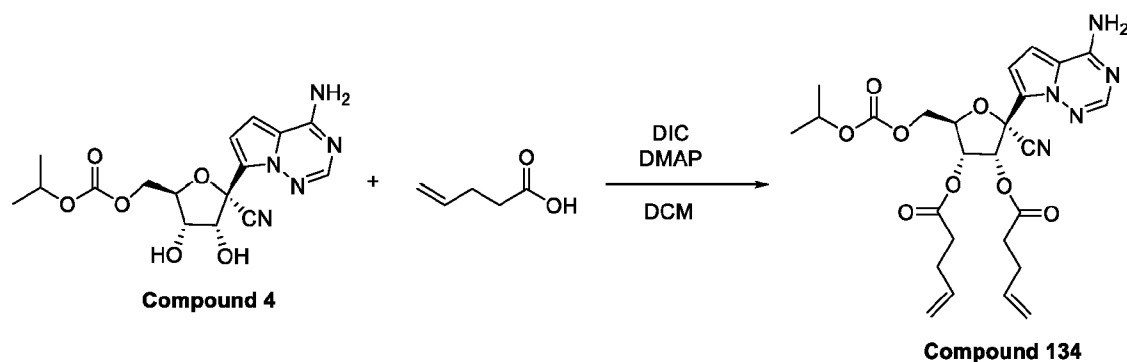
(d, J = 4.6 Hz, 1H), 6.85 (d, J = 4.6 Hz, 1H), 5.41 (d, J = 6.5 Hz, 1H), 5.17 (t, J = 4.9 Hz, 1H), 4.87 (dd, J = 6.6, 3.0 Hz, 1H), 4.59 (dt, J = 6.9, 3.8 Hz, 1H), 4.31 (dd, J = 11.8, 4.1 Hz, 1H), 4.18 (dd, J = 11.8, 5.9 Hz, 1H), 4.06 (qd, J = 7.1, 1.4 Hz, 2H), 1.86 (qd, J = 7.5, 4.8 Hz, 2H), 1.16 (t, J = 7.1 Hz, 3H), 0.99 (t, J = 7.5 Hz, 3H). LCMS: MS m/z: 403.98 (M+1).

Example 88: ((3aR,4R,6R,6aR)-6-(4-aminopyrrolo[2,1-f][1,2,4]triazin-7-yl)-6-cyano-2-ethyltetrahydrofuro[3,4-d][1,3]dioxol-4-yl)methyl isopropyl carbonate (Compound 133)



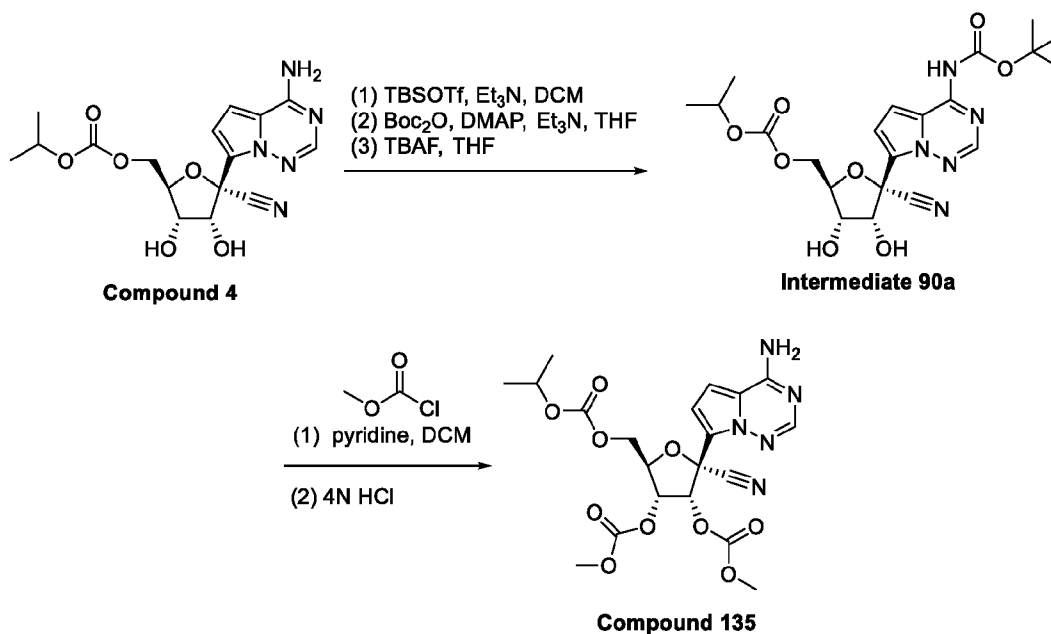
[0794] Compound 133 was synthesized in a manner similar to ((3aR,4R,6R,6aR)-6-(4-aminopyrrolo[2,1-f][1,2,4]triazin-7-yl)-6-cyano-2-ethyltetrahydrofuro[3,4-d][1,3]dioxol-4-yl)methyl ethyl carbonate (**Compound 132**) in Example 87, replacing ((2R,3S,4R,5R)-5-(4-aminopyrrolo[2,1-f][1,2,4]triazin-7-yl)-5-cyano-3,4-dihydroxytetrahydrofuran-2-yl)methyl ethyl carbonate (**Compound 6**) with ((2R,3S,4R,5R)-5-(4-aminopyrrolo[2,1-f][1,2,4]triazin-7-yl)-5-cyano-3,4-dihydroxytetrahydrofuran-2-yl)methyl isopropyl carbonate (**Compound 4**). ¹H NMR (400 MHz, DMSO-d₆) δ 7.96 (s, 3H), 6.92 (d, J = 4.5 Hz, 1H), 6.84 (d, J = 4.6 Hz, 1H), 5.40 (d, J = 6.5 Hz, 1H), 5.17 (t, J = 4.9 Hz, 1H), 4.87 (dd, J = 6.6, 3.0 Hz, 1H), 4.69 (hept, J = 6.3 Hz, 1H), 4.59 (dt, J = 6.7, 3.8 Hz, 1H), 4.29 (dd, J = 11.8, 4.2 Hz, 1H), 4.16 (dd, J = 11.7, 6.1 Hz, 1H), 1.86 (qd, J = 7.5, 4.8 Hz, 2H), 1.19 (d, J = 6.2 Hz, 3H), 1.17 (d, J = 6.2 Hz, 3H), 0.99 (t, J = 7.5 Hz, 3H). LCMS: MS m/z: 418.02 (M+1).

Example 89: (2R,3R,4R,5R)-2-(4-aminopyrrolo[2,1-f][1,2,4]triazin-7-yl)-2-cyano-5-(((isopropoxycarbonyl)oxy)methyl)tetrahydrofuran-3,4-diyl bis(pent-4-enoate) (Compound 134)



[0795] To a suspension of ((2R,3S,4R,5R)-5-(4-aminopyrrolo[2,1-f][1,2,4]triazin-7-yl)-5-cyano-3,4-dihydroxytetrahydrofuran-2-yl)methyl isopropyl carbonate (**Compound 4**) (377 mg, 1.0 mmol) in DCM (5 mL) was added 4-pentenoic acid (200 mg, 2.0 mmol), N, N'-diisopropylcarbodiimide (DIC, 252 mg, 2.0 mmol) and 4-dimethylaminopyridine (61 mg, 0.5 mmol). The reaction was stirred at room temperature overnight. The reaction solution was then poured into a sat. NaHCO₃ solution and extracted with DCM three times. The organic layers were then combined, dried, concentrated, and purified by flash chromatography using dichloromethane and ethyl acetate as eluants to obtain **Compound 134**. ¹H NMR (400 MHz, DMSO-d₆) δ 7.94 (s, 3H), 6.94 (d, J = 4.6 Hz, 1H), 6.79 (d, J = 4.6 Hz, 1H), 6.11 (d, J = 5.8 Hz, 1H), 5.82 (dddd, J = 25.0, 16.7, 10.3, 6.3 Hz, 2H), 5.43 (dd, J = 5.9, 4.4 Hz, 1H), 5.14 – 4.91 (m, 4H), 4.73 (hept, J = 6.3 Hz, 1H), 4.60 (q, J = 4.4 Hz, 1H), 4.46 (dd, J = 12.2, 3.4 Hz, 1H), 4.31 (dd, J = 12.1, 5.2 Hz, 1H), 2.61 – 2.51 (m, 2H), 2.50 – 2.42 (m, 2H), 2.41 – 2.24 (m, 4H), 1.22-1.18 (m, 6H). LCMS: MS m/z: 542.07 (M+1).

Example 90: (2R,3R,4R,5R)-2-(4-aminopyrrolo[2,1-f][1,2,4]triazin-7-yl)-2-cyano-5-(((isopropoxycarbonyl)oxy)methyl)tetrahydrofuran-3,4-diyl dimethyl bis(carbonate) (Compound 135)

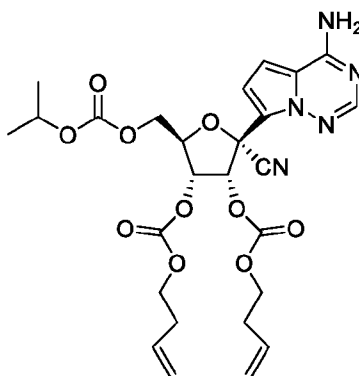


[0796] To a solution of ((2R,3S,4R,5R)-5-(4-aminopyrrolo[2,1-f][1,2,4]triazin-7-yl)-5-cyano-3,4-dihydroxytetrahydrofuran-2-yl)methyl isopropyl carbonate (**Compound 4**) (1.1 g, 3.0 mmol) in dichloromethane (35 mL) was added triethylamine (4.2 mL, 30 mmol). The mixture was stirred for 30 minutes, after which tert-butyldimethylsilyl trifluoromethanesulfonate (4.8 mL, 21 mmol) was added. The mixture then stirred at rt for 12 hours. After the completion of the reaction, the reaction mixture was diluted with dichloromethane, washed with 4N HCl aqueous solution and brine, dried over MgSO₄, and concentrated. The crude product was then dissolved in 30 mL of THF followed by the addition of Boc anhydride (2.0 g, 9 mmol), triethylamine (2.1 mL, 15 mmol), and 4-dimethylaminopyridine (367 mg, 3 mmol). The reaction mixture was stirred at r.t for 12 hours and then was diluted with ethyl acetate, washed with water, brine, dried over MgSO₄, filtered, and concentrated. The concentrated residue was then dissolved in THF (30 mL), treated with *tetra-n*-butylammonium fluoride (13 mL, 1.0M in THF, 13 mmol), and stirred at r.t for 3 hours. After the completion of the reaction, the reaction mixture was concentrated to obtain **Intermediate 90a**. LCMS: MS m/z: 477.71 (M+1).

[0797] To a solution of **Intermediate 90a** (111 mg, 0.23 mmol) in dichloromethane (2 mL) was added pyridine (0.1 mL, 1.2 mmol). The mixture was then added methyl chloroformate (0.08 mL, 0.1 mmol) and stirred at room temperature for 3 h. The reaction mixture was

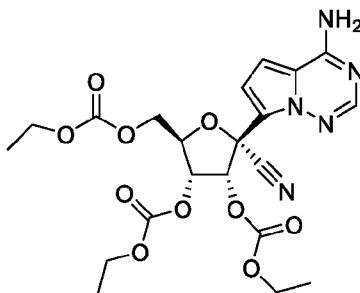
diluted with dichloromethane, washed with water, brine, dried over MgSO_4 and concentrated. To the residue was then added 4N HCl in dioxane (1 mL, 4 mmol). The reaction mixture was stirred at room temperature overnight. The reaction mixture was diluted with ethyl acetate and neutralized with saturated sodium bicarbonate. The organic layer was separated, washed with water and brine, dried over MgSO_4 , filtered, and concentrated. The resulting residue was purified by flash chromatography using dichloromethane and ethyl acetate as eluants to obtain **Compound 135**. ^1H NMR (400 MHz, DMSO- d_6) δ 8.08 (br, 2H), 8.00 (s, 1H), 6.95-6.93 (m, 1H) 6.89 (d, $J = 4.6$ Hz, 1H), 6.27 (d, $J = 5.0$ Hz, 1H), 5.38 (dd, $J = 6.3, 5.0$ Hz, 1H), 4.84 – 4.77 (m, 1H), 4.63 (td, $J = 5.5, 3.0$ Hz, 1H), 4.48 (dd, $J = 12.3, 3.0$ Hz, 1H), 4.35-4.27 (m, 1H), 3.76 (s, 3H), 3.71 (s, 3H), 1.28-1.20 (m, 6H). LCMS: MS m/z : 493.98 (M+1).

Example 91: (2R,3R,4R,5R)-2-(4-aminopyrrolo[2,1-f][1,2,4]triazin-7-yl)-2-cyano-5-(((isopropoxycarbonyl)oxy)methyl)tetrahydrofuran-3,4-diyl di(but-3-en-1-yl) bis(carbonate) (Compound 136)



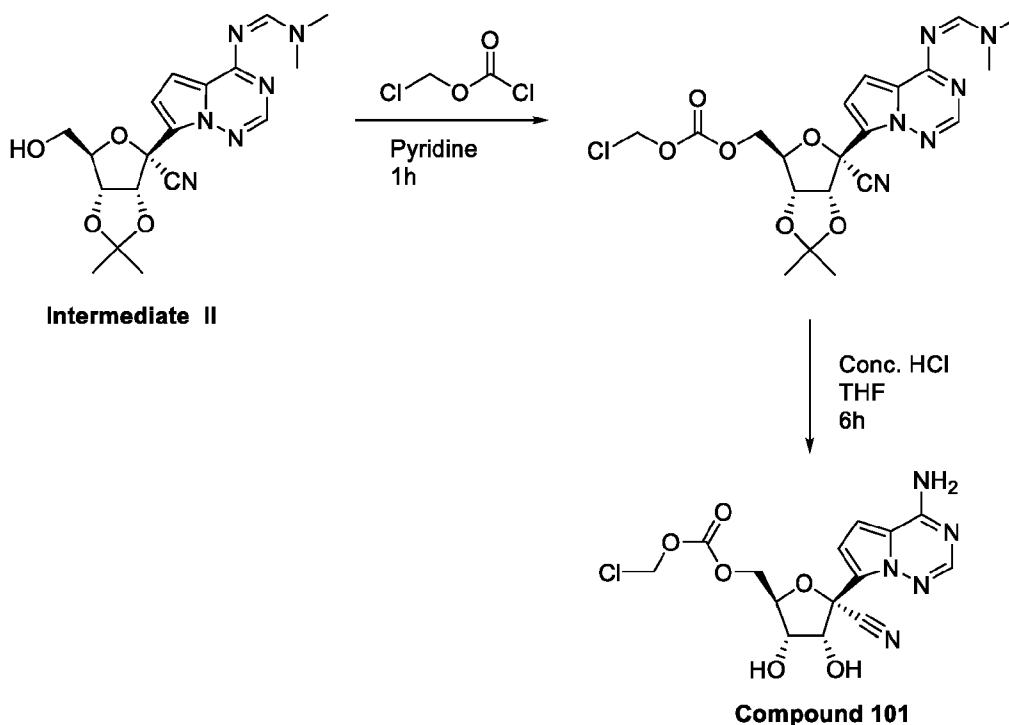
[0798] Compound 136 was synthesized in a manner similar to (2R,3R,4R,5R)-2-(4-aminopyrrolo[2,1-f][1,2,4]triazin-7-yl)-2-cyano-5-(((isopropoxycarbonyl)oxy)methyl)tetrahydrofuran-3,4-diyl dimethyl bis(carbonate) (**Compound 135**) in Example 90, replacing methyl chloroformate with 3-butenyl chloroformate. ^1H NMR (400 MHz, DMSO- d_6) δ 8.08 (br, 1H), 8.02 (br, 1H), 7.94 (s, 1H), 6.95 (d, $J = 4.6$ Hz, 1H), 6.90 – 6.87 (m, 1H), 5.92 (d, $J = 6.7$ Hz, 1H), 5.48 – 5.36 (m, 3H), 4.73 (p, $J = 6.3$ Hz, 1H), 4.56 – 4.44 (m, 4H), 4.28 (dd, $J = 12.3, 5.1$ Hz, 1H), 4.10 (dq, $J = 10.9, 5.9$ Hz, 2H), 2.49-2.40 (m, 2H), 2.39-2.28 (m, 2H), 1.21 (d, $J = 6.2$ Hz, 3H), 1.18 (d, $J = 6.2$ Hz, 3H). LCMS: MS m/z : 546.02 (M+1).

Example 92: ((2R,3R,4R,5R)-2-(4-aminopyrrolo[2,1-f][1,2,4]triazin-7-yl)-2-cyano-5-(((ethoxycarbonyl)oxy)methyl)tetrahydrofuran-3,4-diyl diethyl bis(carbonate) (Compound 106)



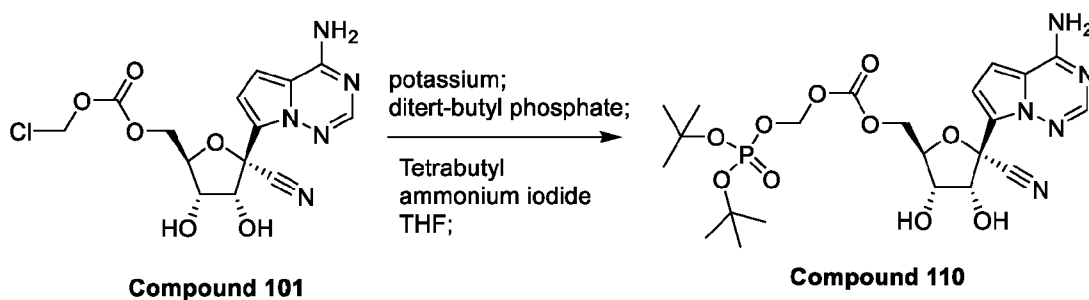
[0799] **Compound 106** was synthesized in a manner similar to **Compound 81**, replacing isopropyl chloroformate with ethyl chloroformate. ¹H NMR (400 MHz, DMSO-d₆) δ 8.07 (br, 1H), 8.00 (br, 1H), 7.93 (s, 1H), 6.95 (d, J = 4.6 Hz, 1H), 6.84 (d, J = 4.6 Hz, 1H), 6.03 (d, J = 6.0 Hz, 1H), 5.36 (dd, J = 6.0, 4.5 Hz, 1H), 4.65 (td, J = 4.7, 3.3 Hz, 1H), 4.49 (dd, J = 12.2, 3.3 Hz, 1H), 4.35 (dd, J = 12.2, 5.0 Hz, 1H), 4.18 (qd, J = 7.1, 5.2 Hz, 4H), 4.10 (qd, J = 7.1, 1.9 Hz, 2H), 1.26 (t, J = 7.1 Hz, 3H), 1.23 (t, J = 7.1 Hz, 3H), 1.19 (t, J = 7.1 Hz, 3H). LCMS: MS m/z: 507.96 (M+1).

Example 93: ((2R,3S,4R,5R)-5-(4-aminopyrrolo[2,1-f][1,2,4]triazin-7-yl)-5-cyano-3,4-dihydroxytetrahydrofuran-2-yl)methyl (chloromethyl) carbonate (Compound 101)



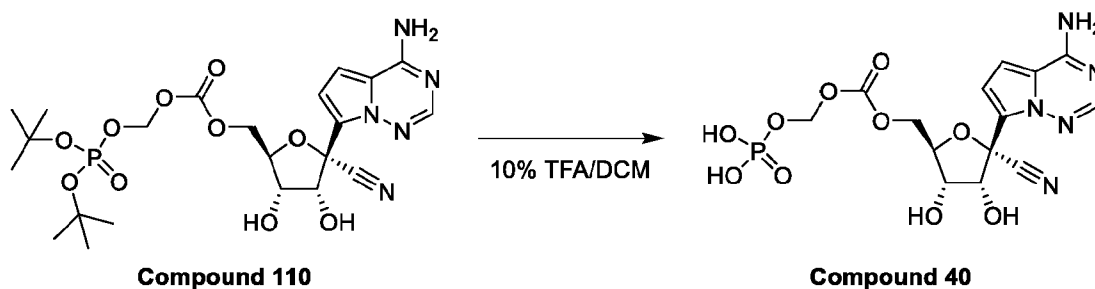
[0800] **Compound 101** was synthesized in a manner similar to **Compound 4** in Example 4 starting from chloromethyl chloroformate instead of isopropyl chloroformate. ^1H NMR (400 MHz, DMSO- d_6) δ 7.92 (s, 3H), 6.91 (d, $J = 4.5$ Hz, 1H), 6.79 (d, $J = 4.5$ Hz, 1H), 6.34 (d, $J = 6.1$ Hz, 1H), 6.00 – 5.82 (m, 2H), 5.44 (s, 1H), 4.69 (t, $J = 4.9$ Hz, 1H), 4.52 (dd, $J = 11.9$, 2.9 Hz, 1H), 4.36 (dd, $J = 11.9$, 5.9 Hz, 1H), 4.27 (td, $J = 6.2$, 2.8 Hz, 1H), 3.95 (t, $J = 5.9$ Hz, 1H). LCMS: MS $m/z = 384.1$ (M+1).

Example 94: ((2R,3S,4R,5R)-5-(4-aminopyrrolo[2,1-f][1,2,4]triazin-7-yl)-5-cyano-3,4-dihydroxytetrahydrofuran-2-yl)methyl (((di-tert-butoxyphosphoryl)oxy)methyl) carbonate (Compound 110)



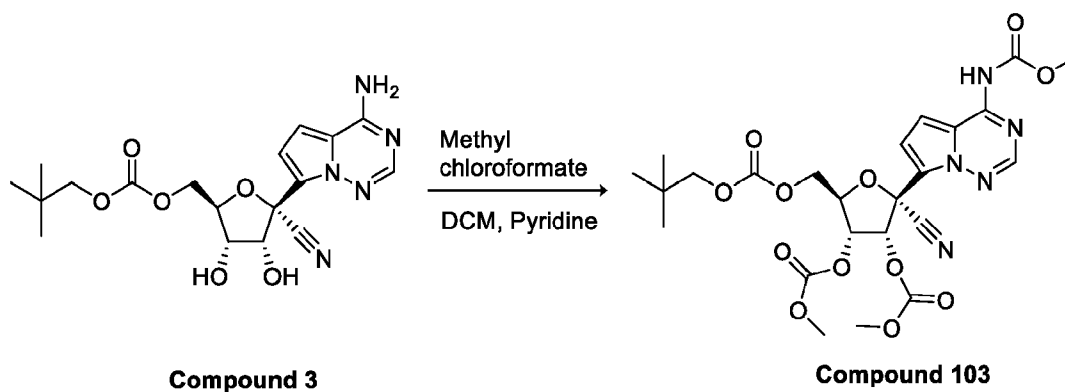
[0801] To a solution of **Compound 101** (200 mg, 0.52 mmol) in THF (10 mL) tetrabutyl ammonium iodide (77 mg, 0.21 mmol) was added followed by potassium di-tert-butyl phosphate (259 mg, 1 mmol) and heated at 70 °C overnight. The reaction mixture was concentrated, diluted with dichloromethane, washed with water and brine, dried, and purified by prep HPLC using acetonitrile/Water as eluents to get the title **Compound 110**. ¹H NMR (400 MHz, DMSO-d₆) δ 7.92 (s, 3H), 6.91 (d, J = 4.5 Hz, 1H), 6.80 (d, J = 4.5 Hz, 1H), 5.51 (d, J = 13.6 Hz, 2H), 4.69 (t, J = 5.0 Hz, 1H), 4.45 (dd, J = 11.9, 2.9 Hz, 1H), 4.38 – 4.20 (m, 2H), 4.03 – 3.89 (m, 1H), 1.43 – 1.35 (m, 18H). LCMS: MS m/z = 446.0 (M-112, deprotection).

Example 95: ((2R,3S,4R,5R)-5-(4-aminopyrrolo[2,1-f][1,2,4]triazin-7-yl)-5-cyano-3,4-dihydroxytetrahydrofuran-2-yl)methyl ((phosphonoxy)methyl) carbonate (Compound 40)



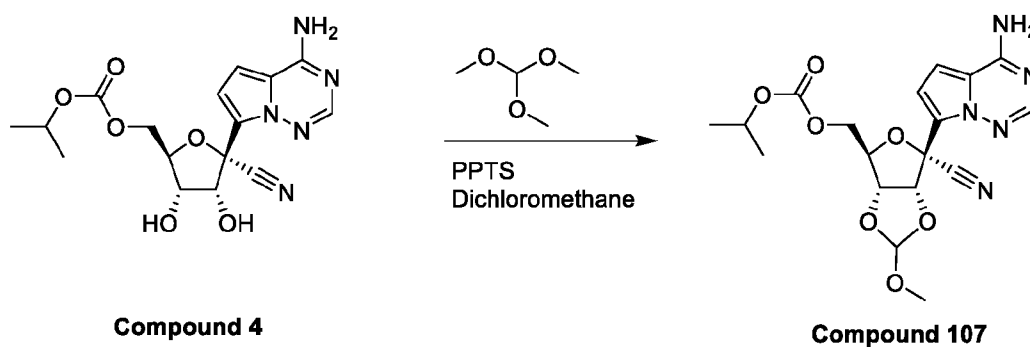
[0802] A solution of **Compound 110** (100 mg, 0.18 mmol) in 10 mL of 10% TFA/DCM was stirred at r.t for 2h. After completion of the starting material, the solvents were distilled off, and the residue was purified by prep HPLC using acetonitrile (0.1% TFA) and water (0.1% TFA) as eluents to get the title **Compound 40** as a TFA salt. ¹H NMR (400 MHz, DMSO-d₆) δ 9.25 – 9.10 (m, 2H), 8.22 (dd, J = 4.6, 1.4 Hz, 1H), 8.04 (d, J = 4.6 Hz, 1H), 6.67 (d, J = 13.6 Hz, 2H), 5.87 (d, J = 5.0 Hz, 1H), 5.67 – 5.57 (m, 1H), 5.55 – 5.40 (m, 2H), 5.21 – 5.09 (m, 1H). LCMS: MS m/z = 446.0 (M+1)

Example 96: methyl (7-((2R,3R,4R,5R)-2-cyano-3,4-bis((methoxycarbonyl)oxy)-5-(((neopentyloxy)carbonyl)oxy)methyl)tetrahydrofuran-2-yl)pyrrolo[2,1-f][1,2,4]triazin-4-yl)carbamate (Compound 103)



[0803] To a solution of **Compound 3** (100 mg, 0.25 mmol) in dichloromethane (10 mL), methyl chloroformate (250 mg, 1.25 mmol) was added followed by pyridine (0.1 mL). The resulting mixture was stirred at room temperature for 1 h. After completion of starting material, the mixture was diluted with DCM, washed with water, brine, concentrated, and purified by flash chromatography using EtOAc/DCM as eluents to get the title **Compound 103**. ¹H NMR (400 MHz, DMSO-d₆) δ 11.03 (s, 1H), 8.38 (s, 1H), 7.35 (d, J = 4.8 Hz, 1H), 7.04 (d, J = 4.8 Hz, 1H), 6.00 (d, J = 5.8 Hz, 1H), 5.39 (dd, J = 5.8, 4.2 Hz, 1H), 4.72 (td, J = 4.6, 3.2 Hz, 1H), 4.50 (dd, J = 12.2, 3.2 Hz, 1H), 4.36 (dd, J = 12.2, 4.9 Hz, 1H), 3.78 (d, J = 2.8 Hz, 9H), 3.75 (s, 2H), 0.86 (s, 9H). LCMS: MS m/z = 522.1 (M+1).

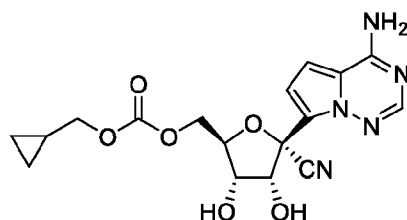
Example 97: ((3aR,4R,6R,6aR)-6-(4-aminopyrrolo[2,1-f][1,2,4]triazin-7-yl)-6-cyano-2-methoxytetrahydrofuro[3,4-d][1,3]dioxol-4-yl)methyl isopropyl carbonate (Compound 107)



[0804] To a solution of **Compound 4** (100 mg, 0.27 mmol) in dichloromethane (10 mL), trimethyl orthoformate (84 mg, 0.87 mmol) was added followed by PPTS (67 mg, 0.27 mmol), and the reaction mixture was stirred at room temperature overnight. The reaction

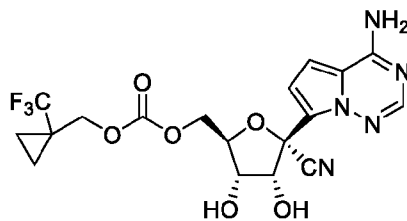
mixture was diluted with dichloromethane, washed with bicarbonate, water, and brine, dried, and purified by flash chromatography using ethyl acetate and dichloromethane as eluents. ^1H NMR (400 MHz, DMSO- d_6) δ 7.95 (s, 4H), 6.91 (d, J = 4.5 Hz, 1H), 6.79 (d, J = 4.5 Hz, 1H), 6.15 (s, 1H), 5.40 (d, J = 6.9 Hz, 1H), 5.04 (dd, J = 7.0, 4.8 Hz, 1H), 4.72 (p, J = 6.3 Hz, 1H), 4.65 (dt, J = 6.9, 4.5 Hz, 1H), 4.29 (dd, J = 11.8, 4.4 Hz, 1H), 4.11 (dd, J = 11.8, 6.9 Hz, 1H), 3.43 (s, 3H), 1.20 (dd, J = 6.2, 2.4 Hz, 6H). LCMS: MS m/z = 420.1 (M+1)

Example 98: ((2R,3S,4R,5R)-5-(4-aminopyrrolo[2,1-f][1,2,4]triazin-7-yl)-5-cyano-3,4-dihydroxytetrahydrofuran-2-yl)methyl (cyclopropylmethyl) carbonate (Compound 125)



[0805] **Compound 125** was synthesized in a manner similar to ((2R,3S,4R,5R)-5-(4-aminopyrrolo[2,1-f][1,2,4]triazin-7-yl)-5-cyano-3,4-dihydroxytetrahydrofuran-2-yl)methyl cyclooctyl carbonate (**Compound 14**) in Example 41, replacing cyclooctanol with cyclopropylmethanol. ^1H NMR (400 MHz, DMSO- d_6) δ 7.92 (s, 3H), 6.91 (d, J = 4.6 Hz, 1H), 6.79 (d, J = 4.5 Hz, 1H), 6.32 (d, J = 6.1 Hz, 1H), 5.41 (d, J = 5.7 Hz, 1H), 4.68 (dd, J = 6.1, 5.0 Hz, 1H), 4.46 – 4.35 (m, 1H), 4.28 – 4.14 (m, 2H), 3.93 (dd, J = 9.9, 6.3 Hz, 3H), 1.18 – 1.03 (m, 1H), 0.57 – 0.48 (m, 2H), 0.33 – 0.23 (m, 2H). LCMS: MS m/z : 390.0 (M+1).

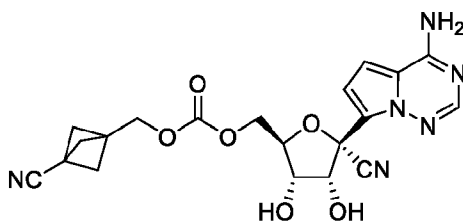
Example 99: ((2R,3S,4R,5R)-5-(4-aminopyrrolo[2,1-f][1,2,4]triazin-7-yl)-5-cyano-3,4-dihydroxytetrahydrofuran-2-yl)methyl ((1-(trifluoromethyl)cyclopropyl)methyl) carbonate (Compound 120)



[0806] **Compound 120** was synthesized in a manner similar to ((2R,3S,4R,5R)-5-(4-aminopyrrolo[2,1-f][1,2,4]triazin-7-yl)-5-cyano-3,4-dihydroxytetrahydrofuran-2-yl)methyl

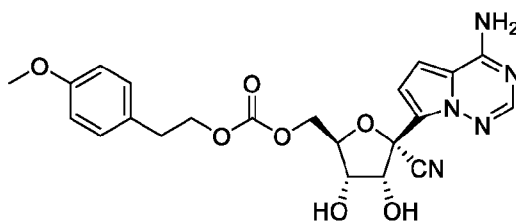
cyclooctyl carbonate (**Compound 14**) in Example 41, replacing cyclooctanol with (1-(trifluoromethyl)cyclopropyl)methanol. ¹H NMR (400 MHz, DMSO-d₆) δ 7.92 (s, 3H), 6.90 (d, J = 4.5 Hz, 1H), 6.79 (d, J = 4.6 Hz, 1H), 6.34 (d, J = 6.0 Hz, 1H), 5.42 (d, J = 5.8 Hz, 1H), 4.67 (dd, J = 6.0, 4.9 Hz, 1H), 4.48 – 4.39 (m, 1H), 4.31 – 4.20 (m, 4H), 3.93 (q, J = 5.7 Hz, 1H), 1.10 – 1.04 (m, 2H), 1.04 – 0.96 (m, 2H). ¹⁹F NMR (376 MHz, DMSO-d₆) δ -68.66. LCMS: MS m/z: 457.90 (M+1).

Example 100. ((2R,3S,4R,5R)-5-(4-aminopyrrolo[2,1-f][1,2,4]triazin-7-yl)-5-cyano-3,4-dihydroxytetrahydrofuran-2-yl)methyl ((3-cyanobicyclo[1.1.1]pentan-1-yl)methyl) carbonate (Compound 121)



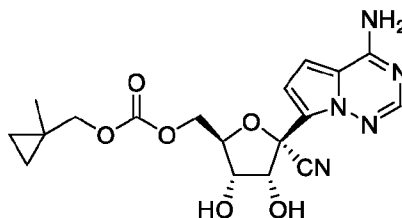
[0807] Compound 121 was synthesized in a manner similar to ((2R,3S,4R,5R)-5-(4-aminopyrrolo[2,1-f][1,2,4]triazin-7-yl)-5-cyano-3,4-dihydroxytetrahydrofuran-2-yl)methyl cyclooctyl carbonate (**Compound 14**) in Example 41, replacing cyclooctanol with 3-(hydroxymethyl)bicyclo[1.1.1]pentane-1-carbonitrile. ¹H NMR (400 MHz, DMSO-d₆) δ 7.93 (s, 3H), 6.92 (d, J = 4.6 Hz, 1H), 6.80 (d, J = 4.5 Hz, 1H), 6.34 (s, 1H), 5.42 (s, 1H), 4.73 – 4.64 (m, 1H), 4.47 – 4.34 (m, 1H), 4.29 – 4.15 (m, 2H), 4.08 (s, 2H), 3.93 (t, J = 5.5 Hz, 1H), 2.20 (s, 6H). MS m/z: 440.97 (M+1)

Example 101: ((2R,3S,4R,5R)-5-(4-aminopyrrolo[2,1-f][1,2,4]triazin-7-yl)-5-cyano-3,4-dihydroxytetrahydrofuran-2-yl)methyl (4-methoxyphenethyl) carbonate (Compound 112)



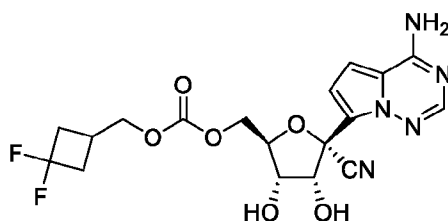
[0808] Compound 112 was synthesized in a manner similar to ((2R,3S,4R,5R)-5-(4-aminopyrrolo[2,1-f][1,2,4]triazin-7-yl)-5-cyano-3,4-dihydroxytetrahydrofuran-2-yl)methyl cyclooctyl carbonate (**Compound 14**) in Example 41, replacing cyclooctanol with 2-(4-methoxyphenyl)ethan-1-ol. ¹H NMR (400 MHz, DMSO-d₆) δ 7.93 (s, 3H), 7.56 – 7.03 (m, 2H), 6.93 (d, *J* = 4.5 Hz, 1H), 6.89 – 6.83 (m, 2H), 6.80 (d, *J* = 4.5 Hz, 1H), 6.33 (d, *J* = 6.1 Hz, 1H), 5.42 (d, *J* = 5.8 Hz, 1H), 4.69 (dd, *J* = 6.1, 4.9 Hz, 1H), 4.38 (dd, *J* = 9.8, 4.4 Hz, 1H), 4.23 (td, *J* = 6.0, 5.0, 3.5 Hz, 4H), 3.93 (q, *J* = 5.8 Hz, 1H), 3.72 (s, 3H), 2.85 (t, *J* = 6.8 Hz, 2H). LCMS: MS *m/z*: 470.04 (M+1).

Example 102: ((2R,3S,4R,5R)-5-(4-aminopyrrolo[2,1-f][1,2,4]triazin-7-yl)-5-cyano-3,4-dihydroxytetrahydrofuran-2-yl)methyl ((1-methylcyclopropyl)methyl) carbonate (Compound 114)



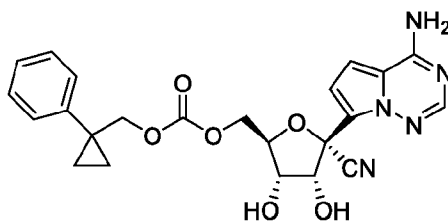
[0809] Compound 114 was synthesized in a manner similar to ((2R,3S,4R,5R)-5-(4-aminopyrrolo[2,1-f][1,2,4]triazin-7-yl)-5-cyano-3,4-dihydroxytetrahydrofuran-2-yl)methyl cyclooctyl carbonate (**Compound 14**) in Example 41, replacing cyclooctanol with (1-methylcyclopropyl)methanol. ¹H NMR (400 MHz, DMSO-d₆) δ 7.93 (s, 3H), 6.92 (d, *J* = 4.6 Hz, 1H), 6.80 (d, *J* = 4.5 Hz, 1H), 6.34 (d, *J* = 6.0 Hz, 1H), 5.42 (d, *J* = 5.8 Hz, 1H), 4.69 (dd, *J* = 6.0, 4.9 Hz, 1H), 4.48 – 4.37 (m, 1H), 4.29 – 4.15 (m, 2H), 3.87-3.97 (m, 3H), 1.08 (s, 3H), 0.55 – 0.43 (m, 2H), 0.43 – 0.26 (m, 2H). LCMS: MS *m/z*: 403.97 (M+1).

Example 103: ((2R,3S,4R,5R)-5-(4-aminopyrrolo[2,1-f][1,2,4]triazin-7-yl)-5-cyano-3,4-dihydroxytetrahydrofuran-2-yl)methyl ((3,3-difluorocyclobutyl)methyl) carbonate (Compound 115)



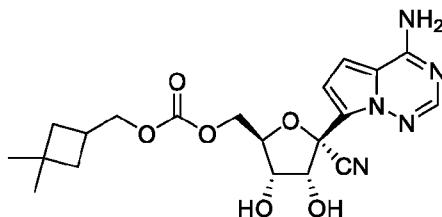
[0810] **Compound 115** was synthesized in a manner similar to ((2R,3S,4R,5R)-5-(4-aminopyrrolo[2,1-f][1,2,4]triazin-7-yl)-5-cyano-3,4-dihydroxytetrahydrofuran-2-yl)methyl cyclooctyl carbonate (**Compound 14**) in Example 41, replacing cyclooctanol with (3,3-difluorocyclobutyl)methanol. ¹H NMR (400 MHz, DMSO-d₆) δ 7.93 (s, 3H), 6.91 (d, *J* = 4.5 Hz, 1H), 6.80 (d, *J* = 4.5 Hz, 1H), 6.34 (d, *J* = 6.1 Hz, 1H), 5.42 (d, *J* = 5.8 Hz, 1H), 4.69 (dd, *J* = 6.1, 4.9 Hz, 1H), 4.48 – 4.38 (m, 1H), 4.29 – 4.19 (m, 2H), 4.15 (d, *J* = 6.2 Hz, 2H), 3.95 (q, *J* = 5.6 Hz, 1H), 2.73 – 2.60 (m, 2H), 2.49 – 2.32 (m, 3H). LCMS: MS *m/z*: 440.06 (M+1).

Example 104: ((2R,3S,4R,5R)-5-(4-aminopyrrolo[2,1-f][1,2,4]triazin-7-yl)-5-cyano-3,4-dihydroxytetrahydrofuran-2-yl)methyl ((1-phenylcyclopropyl)methyl) carbonate (Compound 116**)**



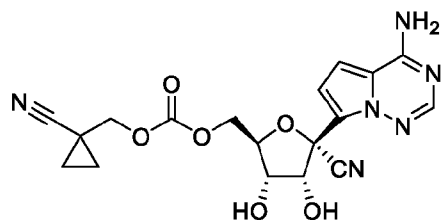
[0811] **Compound 116** was synthesized in a manner similar to ((2R,3S,4R,5R)-5-(4-aminopyrrolo[2,1-f][1,2,4]triazin-7-yl)-5-cyano-3,4-dihydroxytetrahydrofuran-2-yl)methyl cyclooctyl carbonate (**Compound 14**) in Example 41, replacing cyclooctanol with (1-phenylcyclopropyl)methanol. ¹H NMR (400 MHz, DMSO-d₆) δ 7.92 (s, 3H), 7.30 (d, *J* = 4.3 Hz, 4H), 7.20 (dt, *J* = 8.6, 4.1 Hz, 1H), 6.92 (d, *J* = 4.6 Hz, 1H), 6.78 (d, *J* = 4.5 Hz, 1H), 6.32 (d, *J* = 6.0 Hz, 1H), 5.40 (d, *J* = 5.8 Hz, 1H), 4.67 (dd, *J* = 6.1, 4.9 Hz, 1H), 4.42 – 4.31 (m, 1H), 4.26 – 4.14 (m, 4H), 3.91 (q, *J* = 5.7 Hz, 1H), 1.03 – 0.94 (m, 2H), 0.94 – 0.83 (m, 2H). LCMS: MS *m/z*: 466.01 (M+1).

Example 105: ((2R,3S,4R,5R)-5-(4-aminopyrrolo[2,1-f][1,2,4]triazin-7-yl)-5-cyano-3,4-dihydroxytetrahydrofuran-2-yl)methyl ((3,3-dimethylcyclobutyl)methyl) carbonate (Compound 117)



[0812] **Compound 117** was synthesized in a manner similar to ((2R,3S,4R,5R)-5-(4-aminopyrrolo[2,1-f][1,2,4]triazin-7-yl)-5-cyano-3,4-dihydroxytetrahydrofuran-2-yl)methyl cyclooctyl carbonate (**Compound 14**) in Example 41, replacing cyclooctanol with (3,3-dimethylcyclobutyl)methanol. ¹H NMR (400 MHz, DMSO-*d*₆) δ 7.93 (s, 3H), 6.91 (d, *J* = 4.6 Hz, 1H), 6.79 (d, *J* = 4.6 Hz, 1H), 6.33 (d, *J* = 6.1 Hz, 1H), 5.41 (d, *J* = 5.8 Hz, 1H), 4.68 (dd, *J* = 6.1, 4.9 Hz, 1H), 4.46 – 4.35 (m, 1H), 4.28 – 4.18 (m, 2H), 4.04 (d, *J* = 6.7 Hz, 2H), 3.94 (q, *J* = 5.8 Hz, 1H), 2.50 – 2.44 (m, 1H), 1.82 – 1.71 (m, 2H), 1.57-1.52 (m, 2H), 1.12 (s, 3H), 1.04 (s, 3H). LCMS: MS *m/z*: 432.02 (M+1).

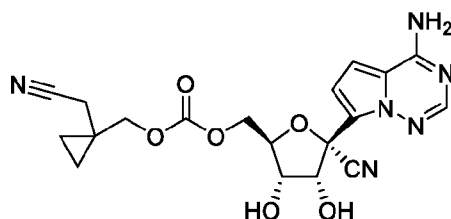
Example 106: ((2R,3S,4R,5R)-5-(4-aminopyrrolo[2,1-f][1,2,4]triazin-7-yl)-5-cyano-3,4-dihydroxytetrahydrofuran-2-yl)methyl ((1-cyanocyclopropyl)methyl) carbonate (Compound 118)



[0813] **Compound 118** was synthesized in a manner similar to ((2R,3S,4R,5R)-5-(4-aminopyrrolo[2,1-f][1,2,4]triazin-7-yl)-5-cyano-3,4-dihydroxytetrahydrofuran-2-yl)methyl cyclooctyl carbonate (**Compound 14**) in Example 41, replacing cyclooctanol with 1-(hydroxymethyl)cyclopropane-1-carbonitrile. ¹H NMR (400 MHz, DMSO-*d*₆) δ 7.93 (s, 3H), 6.92 (d, *J* = 4.5 Hz, 1H), 6.81 (d, *J* = 4.5 Hz, 1H), 6.34 (d, *J* = 6.1 Hz, 1H), 5.44 (d, *J* = 5.7 Hz, 1H), 4.71 (dd, *J* = 6.1, 4.9 Hz, 1H), 4.45 (dd, *J* = 9.6, 5.1 Hz, 1H), 4.31 – 4.24 (m, 2H),

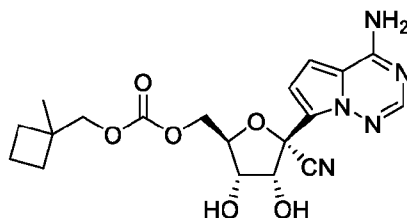
4.15 (s, 2H), 3.97 (q, $J = 5.6$ Hz, 1H), 1.39 – 1.32 (m, 2H), 1.22 – 1.13 (m, 2H). LCMS: MS m/z : 415.11 (M+1).

Example 107: ((2R,3S,4R,5R)-5-(4-aminopyrrolo[2,1-f][1,2,4]triazin-7-yl)-5-cyano-3,4-dihydroxytetrahydrofuran-2-yl)methyl ((1-(cyanomethyl)cyclopropyl)methyl) carbonate (Compound 119)



[0814] Compound 119 was synthesized in a manner similar to ((2R,3S,4R,5R)-5-(4-aminopyrrolo[2,1-f][1,2,4]triazin-7-yl)-5-cyano-3,4-dihydroxytetrahydrofuran-2-yl)methyl cyclooctyl carbonate (**Compound 14**) in Example 41, replacing cyclooctanol with 2-(1-(hydroxymethyl)cyclopropyl)acetonitrile. ^1H NMR (400 MHz, DMSO- d_6) δ 7.93 (s, 3H), 6.92 (d, $J = 4.5$ Hz, 1H), 6.81 (d, $J = 4.5$ Hz, 1H), 6.34 (d, $J = 6.1$ Hz, 1H), 5.43 (d, $J = 5.8$ Hz, 1H), 4.69 (dd, $J = 6.1, 4.9$ Hz, 1H), 4.47 – 4.39 (m, 1H), 4.29 – 4.21 (m, 2H), 4.04 (s, 2H), 3.95 (q, $J = 5.6$ Hz, 1H), 2.68 (s, 2H), 0.73 – 0.66 (m, 2H), 0.66 – 0.59 (m, 2H). LCMS: MS m/z : 429.15 (M+1).

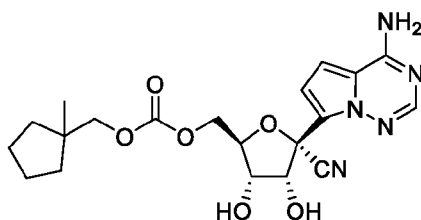
Example 108: ((2R,3S,4R,5R)-5-(4-aminopyrrolo[2,1-f][1,2,4]triazin-7-yl)-5-cyano-3,4-dihydroxytetrahydrofuran-2-yl)methyl ((1-methylcyclobutyl)methyl) carbonate (Compound 122)



[0815] Compound 122 was synthesized in a manner similar to ((2R,3S,4R,5R)-5-(4-aminopyrrolo[2,1-f][1,2,4]triazin-7-yl)-5-cyano-3,4-dihydroxytetrahydrofuran-2-yl)methyl cyclooctyl carbonate (**Compound 14**) in Example 41, replacing cyclooctanol with (1-methylcyclobutyl)methanol. ^1H NMR (400 MHz, DMSO- d_6) δ 7.93 (s, 3H), 6.91 (d, $J = 4.5$

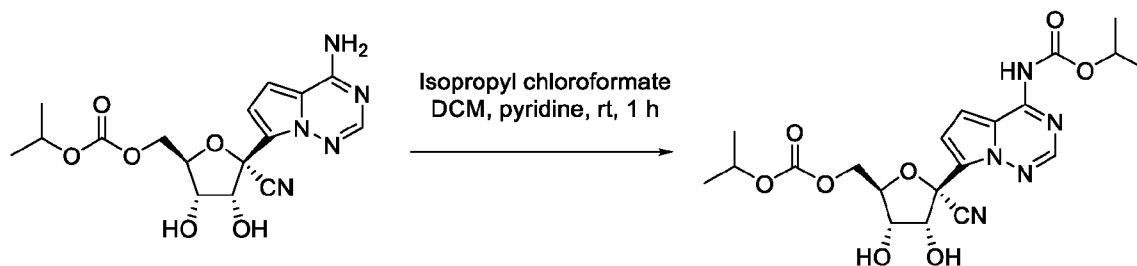
Hz, 1H), 6.80 (d, $J = 4.5$ Hz, 1H), 6.35 (d, $J = 6.0$ Hz, 1H), 5.42 (d, $J = 5.8$ Hz, 1H), 4.67 (dd, $J = 6.0, 4.9$ Hz, 1H), 4.49 – 4.39 (m, 1H), 4.29 – 4.18 (m, 2H), 4.03 – 3.90 (m, 3H), 1.94 – 1.76 (m, 4H), 1.72 – 1.60 (m, 2H), 1.11 (s, 3H). LCMS: MS m/z : 418.04 (M+1).

Example 109: ((2R,3S,4R,5R)-5-(4-aminopyrrolo[2,1-f][1,2,4]triazin-7-yl)-5-cyano-3,4-dihydroxytetrahydrofuran-2-yl)methyl ((1-methylcyclopentyl)methyl) carbonate (Compound 123)



[0816] **Compound 123** was synthesized in a manner similar to ((2R,3S,4R,5R)-5-(4-aminopyrrolo[2,1-f][1,2,4]triazin-7-yl)-5-cyano-3,4-dihydroxytetrahydrofuran-2-yl)methyl cyclooctyl carbonate (**Compound 14**) in Example 41, replacing cyclooctanol with (1-methylcyclopentyl)methanol. ^1H NMR (400 MHz, DMSO- d_6) δ 7.93 (s, 3H), 6.91 (d, $J = 4.5$ Hz, 1H), 6.80 (d, $J = 4.5$ Hz, 1H), 6.35 (d, $J = 6.0$ Hz, 1H), 5.41 (d, $J = 5.8$ Hz, 1H), 4.70 – 4.63 (m, 1H), 4.49 – 4.39 (m, 1H), 4.29 – 4.18 (m, 2H), 4.00 – 3.84 (m, 3H), 1.63-1.56 (m, 4H), 1.51-1.44 (m, 2H), 1.32-1.24 (m, 2H), 0.98 (s, 3H). LCMS: MS m/z : 432.06 (M+1).

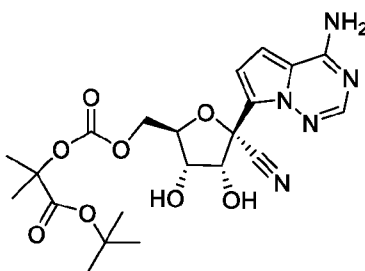
Example 110: isopropyl (7-((2R,3R,4S,5R)-2-cyano-3,4-dihydroxy-5-(((isopropoxycarbonyl)oxy)methyl)tetrahydrofuran-2-yl)pyrrolo[2,1-f][1,2,4]triazin-4-yl)carbamate (Compound 137)



[0817] To a solution of ((2R,3S,4R,5R)-5-(4-aminopyrrolo[2,1-f][1,2,4]triazin-7-yl)-5-cyano-3,4-dihydroxytetrahydrofuran-2-yl)methyl isopropyl carbonate (**Compound 4**) (1300 mg, 3.4 mmol) in dichloromethane (10 mL) was added pyridine (0.4 mL, 5.0 mmol). To the

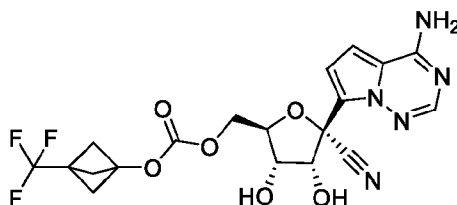
mixture was added isopropyl chloroformate (3.4 mL, 1.0 M in toluene, 3.4 mmol). The mixture stirred at room temperature for 1 h. The reaction mixture was diluted with dichloromethane, washed with water and brine, dried over MgSO₄, and concentrated. The residue was purified by flash chromatography using dichloromethane and ethyl acetate as eluants to obtain **Compound 137**. ¹H NMR (400 MHz, DMSO-d₆) δ 10.85 (s, 1H), 8.36 (s, 1H), 7.42 – 7.20 (m, 1H), 7.00 (d, *J* = 4.7 Hz, 1H), 6.43 (d, *J* = 6.1 Hz, 1H), 5.46 (d, *J* = 5.8 Hz, 1H), 5.00-4.97 (m, 1H), 4.78-4.72 (m, 1H), 4.67 (dd, *J* = 6.0, 4.9 Hz, 1H), 4.42 (dd, *J* = 11.8, 2.6 Hz, 1H), 4.27 (td, *J* = 6.2, 2.6 Hz, 1H), 4.21 (dd, *J* = 11.7, 5.8 Hz, 1H), 3.95 (q, *J* = 5.8 Hz, 1H), 1.32-1.21 (m, 12H). LCMS: MS *m/z*: 464.02 (M+1).

Example 111: tert-butyl 2-[(2R,3S,4R,5R)-5-(4-aminopyrrolo[2,1-f][1,2,4]triazin-7-yl)-5-cyano-3,4-dihydroxy-tetrahydrofuran-2-yl]methoxycarbonyloxy]-2-methylpropanoate (Compound 138)



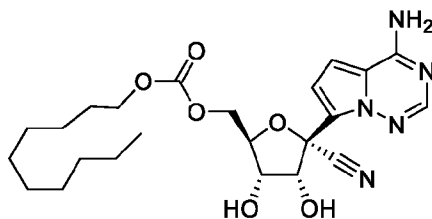
Example 111: Compound 138 was synthesized in a manner similar to ((2R,3S,4R,5R)-5-(4-aminopyrrolo[2,1-f][1,2,4]triazin-7-yl)-5-cyano-3,4-dihydroxytetrahydrofuran-2-yl)methyl (1-methylcyclohexyl) carbonate (**Compound 47**) in Example 23, replacing 1-methylcyclohexanol with tert-butyl 2-hydroxy-2-methylpropanoate and purifying by flash column chromatography using C18 column, and water and acetonitrile with 0.1% trifluoroacetic acid. ¹H NMR (400 MHz, DMSO-d₆) δ 8.81 – 8.30 (m, 2H), 8.06 (s, 1H), 7.14 – 7.02 (m, 1H), 6.96 – 6.83 (m, 1H), 4.73 – 4.61 (m, 1H), 4.48 – 4.34 (m, 1H), 4.34 – 4.19 (m, 2H), 4.00 – 3.82 (m, 1H), 3.45 – 3.28 (m, 1H), 1.55 – 1.29 (m, 15H). LCMS: MS *m/z*: 478.1 (M+1).

Example 112: [(2R,3S,4R,5R)-5-(4-aminopyrrolo[2,1-f][1,2,4]triazin-7-yl)-5-cyano-3,4-dihydroxy-tetrahydrofuran-2-yl]methyl [3-(trifluoromethyl)-1-bicyclo[1.1.1]pentanyl] carbonate (Compound 139)



[0819] Compound 139 was synthesized in a manner similar to ((2R,3S,4R,5R)-5-(4-aminopyrrolo[2,1-f][1,2,4]triazin-7-yl)-5-cyano-3,4-dihydroxytetrahydrofuran-2-yl)methyl (1-methylcyclohexyl) carbonate (**Compound 47**) in Example 23, replacing 1-methylcyclohexanol with 3-(trifluoromethyl)bicyclo[1.1.1]pentan-1-ol and purifying by flash column chromatography using dichloromethane and methanol as eluents. ^1H NMR (400 MHz, DMSO- d_6) δ 8.01 – 7.78 (m, 3H), 6.92 (d, J = 4.5 Hz, 1H), 6.78 (d, J = 4.5 Hz, 1H), 6.34 (d, J = 6.1 Hz, 1H), 5.43 (d, J = 5.7 Hz, 1H), 4.73 – 4.66 (m, 1H), 4.50 – 4.40 (m, 1H), 4.29 – 4.21 (m, 2H), 3.96 (q, J = 5.5 Hz, 1H), 2.41 (s, 6H). LCMS: MS m/z : 470.0 (M+1).

Example 113: ((2R,3S,4R,5R)-5-(4-aminopyrrolo[2,1-f][1,2,4]triazin-7-yl)-5-cyano-3,4-dihydroxytetrahydrofuran-2-yl)methyl decyl carbonate (Compound 124**)**



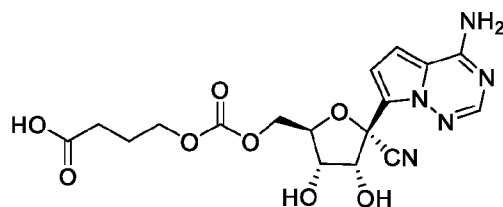
[0820] Compound 124 was synthesized in a manner similar to ((2R,3S,4R,5R)-5-(4-aminopyrrolo[2,1-f][1,2,4]triazin-7-yl)-5-cyano-3,4-dihydroxytetrahydrofuran-2-yl)methyl cyclooctyl carbonate (**Compound 14**) in Example 41, replacing cyclooctanol with 1-decanol. ^1H NMR (400 MHz, DMSO- d_6) δ 7.92 (s, 3H), 6.91 (d, J = 4.5 Hz, 1H), 6.79 (d, J = 4.5 Hz, 1H), 6.34 (d, J = 6.0 Hz, 1H), 5.42 (d, J = 5.8 Hz, 1H), 4.68 (m, 1H), 4.46 – 4.35 (m, 1H), 4.28 – 4.17 (m, 2H), 4.07 (t, J = 6.6 Hz, 2H), 3.93 (q, J = 5.6 Hz, 1H), 1.58 (m, 2H), 1.25 (m, 16H), 0.97 – 0.73 (m, 3H). LCMS: MS m/z 476.20 (M + 1).

Example 114: ((2R,3S,4R,5R)-5-(4-aminopyrrolo[2,1-f][1,2,4]triazin-7-yl)-5-cyano-3,4-dihydroxytetrahydrofuran-2-yl)methyl octadecyl carbonate (Compound 126**)**

[0822] *tert*-Butyl 6-hydroxyhexanoate (584 mg, 3.1 mmol) was added to a stirring solution of 1,1'-carbonyldiimidazole (0.754 g, 4.65 mmol) in DCM (10 mL) at rt, and the reaction mixture was stirred for 16 h. The reaction mixture was then transferred to a separatory funnel, washed with water two times, dried over MgSO₄, and concentrated to afford **Intermediate 140a**, which was directly used into next step without further purification.

[0823] To the solution of **Intermediate 140a** (870 mg, 3.1 mmol) in MeCN (8 mL) was added **Intermediate I** (928 mg, 2.8 mmol) at room temperature followed by 1,8-diazabicyclo[5.4.0]undec-7-ene (85.3 mg, 0.56 mmol). The resulting solution was stirred at room temperature for 16 h then was quenched with saturated aqueous ammonium chloride. The biphasic mixture was extracted using EtOAc three times, and the combined organic layers were dried over MgSO₄, concentrated to afford **Intermediate 140b**, which was directly treated with 4N HCl in dioxane (14 mL) overnight. The reaction mixture was then concentrated and purified by HPLC using (ACN+0.1%TFA/water+0.1%TFA) to afford **Compound 140** as TFA salt. ¹H NMR (400 MHz, DMSO-d₆) δ 11.99 (br, 1H), 8.49 (br, 1H), 8.27 (br, 1H), 8.02 (s, 1H), 7.05 (s, 1H), 6.85 (d, J = 4.6 Hz, 1H), 6.34 (br, 2H), 4.67 (d, J = 4.9 Hz, 1H), 4.40 (d, J = 9.8 Hz, 1H), 4.29 – 4.17 (m, 2H), 4.07 (t, J = 6.6 Hz, 2H), 3.94 (t, J = 5.6 Hz, 1H), 2.21 (t, J = 7.4 Hz, 2H), 1.63-48 (m, 4H), 1.37 – 1.27 (m, 2H). LCMS: MS m/z: 449.98 (free base, M+1).

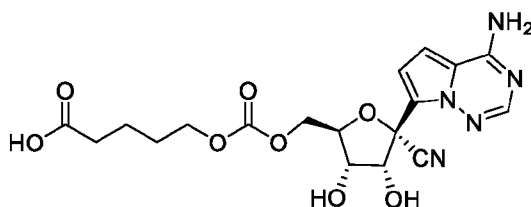
Example 116: 4-((((2R,3S,4R,5R)-5-(4-aminopyrrolo[2,1-f][1,2,4]triazin-7-yl)-5-cyano-3,4-dihydroxytetrahydrofuran-2-yl)methoxy)carbonyloxy)butanoic acid (Compound 141)



[0824] **Compound 141** as a TFA salt was synthesized in a manner similar to 6-((((2R,3S,4R,5R)-5-(4-aminopyrrolo[2,1-f][1,2,4]triazin-7-yl)-5-cyano-3,4-dihydroxytetrahydrofuran-2-yl)methoxy)carbonyloxy)hexanoic acid (**Compound 140**) in Example 115, replacing *tert*-butyl 6-hydroxyhexanoate with *tert*-butyl 4-hydroxybutanoate. ¹H NMR (400 MHz, DMSO-d₆) δ 10.87 (br, 3H), 9.09 (br, 1H), 8.84 (br, 1H), 8.14 (s, 1H),

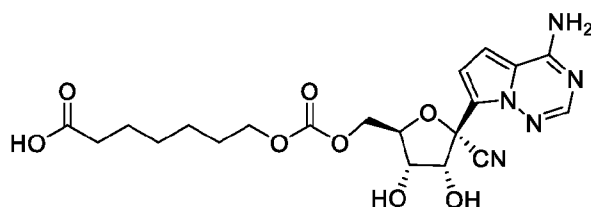
7.20 (d, $J = 4.6$ Hz, 1H), 6.91 (d, $J = 4.6$ Hz, 1H), 4.65 (d, $J = 4.8$ Hz, 1H), 4.40 (dd, $J = 11.4$, 2.2 Hz, 1H), 4.29 – 4.20 (m, 2H), 4.10 (t, $J = 6.5$ Hz, 2H), 3.94 (dd, $J = 6.3$, 4.9 Hz, 1H), 2.30 (t, $J = 7.3$ Hz, 2H), 1.83 (p, $J = 6.9$ Hz, 2H). LCMS: MS m/z : 421.99 (M+1).

Example 117: 5-((((2R,3S,4R,5R)-5-(4-aminopyrrolo[2,1-f][1,2,4]triazin-7-yl)-5-cyano-3,4-dihydroxytetrahydrofuran-2-yl)methoxy)carbonyl)oxy)pentanoic acid (Compound 142)



[0825] Compound 142 as a TFA salt was synthesized in a manner similar to 6-((((2R,3S,4R,5R)-5-(4-aminopyrrolo[2,1-f][1,2,4]triazin-7-yl)-5-cyano-3,4-dihydroxytetrahydrofuran-2-yl)methoxy)carbonyl)oxy)hexanoic acid (**Compound 140**) in Example 115, replacing *tert*-butyl 6-hydroxyhexanoate with *tert*-butyl 5-hydroxypentanoate. ^1H NMR (400 MHz, DMSO- d_6) δ 11.94 (br, 1H), 8.51 (br, 1H), 8.29 (br, 1H), 8.04 (s, 1H), 7.07 (d, $J = 4.6$ Hz, 1H), 6.86 (d, $J = 4.6$ Hz, 1H), 6.33 (br, 2H), 4.65 (d, $J = 4.8$ Hz, 1H), 4.41 (d, $J = 11.1$ Hz, 1H), 4.24 (t, $J = 10.1$ Hz, 2H), 4.08 (t, $J = 6.1$ Hz, 2H), 3.94 (t, $J = 5.5$ Hz, 1H), 2.25 (t, $J = 6.9$ Hz, 2H), 1.65-1.50 (m, 4H). LCMS: MS m/z : 435.99 (M+1).

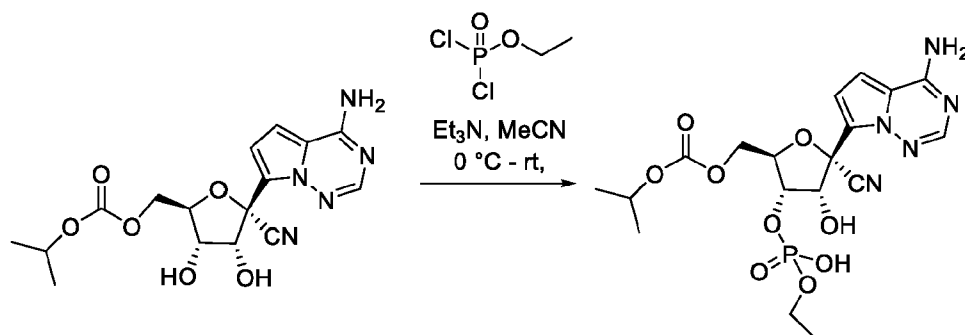
Example 118: 7-((((2R,3S,4R,5R)-5-(4-aminopyrrolo[2,1-f][1,2,4]triazin-7-yl)-5-cyano-3,4-dihydroxytetrahydrofuran-2-yl)methoxy)carbonyl)oxy)heptanoic acid (Compound 143)



[0826] Compound 143 as a TFA salt was synthesized in a manner similar to 6-((((2R,3S,4R,5R)-5-(4-aminopyrrolo[2,1-f][1,2,4]triazin-7-yl)-5-cyano-3,4-dihydroxytetrahydrofuran-2-yl)methoxy)carbonyl)oxy)hexanoic acid (**Compound 140**) in Example 115, replacing *tert*-butyl 6-hydroxyhexanoate with *tert*-butyl 7-hydroxyheptanoate.

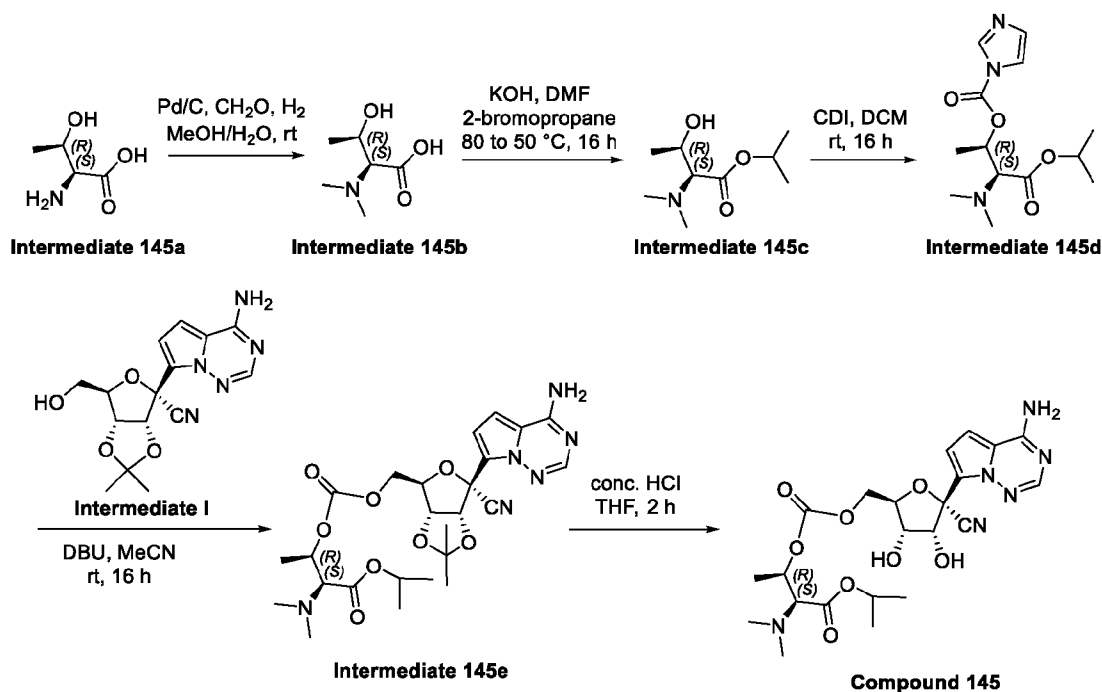
^1H NMR (400 MHz, DMSO- d_6) δ 8.62 (br, 1H), 8.38 (br, 1H), 8.05 (s, 1H), 7.08 (d, $J = 4.5$ Hz, 1H), 6.86 (d, $J = 4.6$ Hz, 1H), 6.26 (br, 3H), 4.66 (d, $J = 4.9$ Hz, 1H), 4.44 – 4.37 (m, 1H), 4.28 – 4.18 (m, 2H), 4.06 (t, $J = 6.6$ Hz, 2H), 3.94 (dd, $J = 6.3, 4.9$ Hz, 1H), 2.20 (t, $J = 7.3$ Hz, 2H), 1.62 – 1.44 (m, 4H), 1.29 (h, $J = 3.2$ Hz, 4H). LCMS: MS m/z : 464.02 (M+1).

Example 119: [(2R,3S,4R,5R)-5-(4-aminopyrrolo[2,1-f][1,2,4]triazin-7-yl)-5-cyano-3-[ethoxy(hydroxy)phosphoryl]oxy-4-hydroxy-tetrahydrofuran-2-yl]methyl isopropyl carbonate (Compound 144)



[0827] A stirred solution of [(2R,3S,4R,5R)-5-(4-aminopyrrolo[2,1-f][1,2,4]triazin-7-yl)-5-cyano-3,4-dihydroxy-tetrahydrofuran-2-yl]methyl isopropyl carbonate (**Compound 4**) (100 mg, 0.265 mmol) and triethylamine (0.2 mL, 1.46 mmol) in MeCN (2.6 mL) at 0 °C was treated with ethyl dichlorophosphate (0.04 mL, 0.32 mmol) and was warmed to room temperature over 2 hours. The reaction mixture was quenched with saturated aqueous ammonium chloride (3 mL) and extracted with EtOAc (5 mL x 3). The combined organic layers were dried over MgSO_4 and concentrated, and the crude residue was purified by flash column chromatography using C18 column using acetonitrile and water as eluents to give **Compound 144**. ^1H NMR (400 MHz, DMSO- d_6) δ 8.06 – 7.79 (m, 3H), 6.95 – 6.87 (m, 1H), 6.87 – 6.74 (m, 1H), 4.83 – 4.68 (m, 2H), 4.45 – 4.31 (m, 2H), 4.25 – 4.13 (m, 1H), 3.88 – 3.68 (m, 2H), 1.15 – 1.03 (m, 3H). LCMS: MS: m/z 486.0 (M+1).

Example 120: isopropyl (2S,3R)-3-[[[(2R,3S,4R,5R)-5-(4-aminopyrrolo[2,1-f][1,2,4]triazin-7-yl)-5-cyano-3,4-dihydroxy-tetrahydrofuran-2-yl]methoxycarbonyloxy]-2-(dimethylamino)butanoate (Compound 145)



[0828] A solution of L-threonine (**Intermediate 145a**, 5 g, 42 mmol) in MeOH (70 mL) was treated with formaldehyde (37 wt% in water, 18.7 mL, 252 mmol) and Pd/C (5 wt% on carbon, 10.7 g, 5.04 mmol). The reaction apparatus was backfilled with H₂ then the reaction mixture was stirred vigorously for 72 hours. The resulting mixture was filtered over Celite®, and the filtrate was concentrated to dryness to give desired N-methylated L-threonine (**Intermediate 145b**).

[0829] A solution of **Intermediate 145b** (2 g, 13.6 mmol) in DMF (136 mL) was treated with KOH (762 mg, 13.6 mmol), then reaction mixture was heated to 80 °C and stirred for 4 hours. The resulting solution was cooled to 50 °C, then 2-bromopropane (1.4 mL, 14.9 mmol) was added, and the reaction mixture was stirred for 16 hours. The resulting white suspension was cooled to room temperature and H₂O (150 mL) was added, and then was extracted with diethyl ether (100 mL x 3). The combined organic layers were washed with H₂O (100 mL x 3), dried over MgSO₄, and concentrated gently to give N-dimethyl-O-iPr-L-threonine (**Intermediate 145c**). This was used directly in next step without further purification

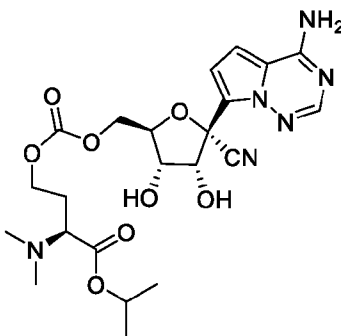
[0830] A solution of 1,1'-carbonyldiimidazole (2.4 g, 14.7 mmol) in DCM (35 mL) was treated with **Intermediate 145c** (1.86 g, 9.82 mmol), then was left to stir for 16 hours. The resulting solution was washed with H₂O (50 mL x 2), and the organic layer was dried over

MgSO₄ then concentrated to dryness to give desired carbamate. This was used directly in next step without further purification.

[0831] A solution of **Intermediate I** (1.5 g, 4.53 mmol) and **Intermediate 145d** in MeCN (16 mL) was treated with 1,8-diazabicyclo[5.4.0]undec-7-ene (138 mg, 0.905 mmol) then was stirred for 16 hours. The resulting yellow solution was quenched with saturated aqueous ammonium chloride (20 mL) and extracted with EtOAc (30 mL x 3). The combined organic layers were dried over MgSO₄ and concentrated to dryness. The resulting crude **Intermediate 145e** was used in next step without further purification, assuming quantitative yield.

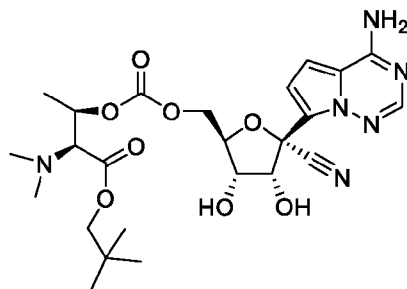
[0832] A solution of crude **Intermediate 145e** (2.48 g, 4.53 mmol) in THF (45 mL) was treated with conc. HCl (3.74 mL, 45.3 mmol), then was stirred for 2 hours before being quenched with saturated aqueous sodium bicarbonate until basic. The mixture was extracted with EtOAc (50 mL x 3), and the combined organic layers were dried over MgSO₄ then concentrated to dryness. The resulting crude residue was purified by flash column chromatography using dichloromethane and methanol as eluents to give **Compound 145**. ¹H NMR (400 MHz, DMSO-d₆) δ 8.14 – 7.75 (m, 3H), 6.90 (d, J = 4.4 Hz, 1H), 6.78 (d, J = 4.5 Hz, 1H), 6.33 (d, J = 6.1 Hz, 1H), 5.39 (d, J = 5.8 Hz, 1H), 4.97 (dp, J = 12.6, 6.5 Hz, 2H), 4.70 – 4.61 (m, 1H), 4.48 – 4.37 (m, 1H), 4.30 – 4.16 (m, 2H), 4.02 – 3.84 (m, 1H), 3.25 (d, J = 8.2 Hz, 1H), 2.26 (s, 6H), 1.34 – 1.02 (m, 9H). LCMS: MS m/z: 507.2 (M+1).

Example 121: isopropyl (2S)-4-[[[(2R,3S,4R,5R)-5-(4-aminopyrrolo[2,1-f][1,2,4]triazin-7-yl)-5-cyano-3,4-dihydroxy-tetrahydrofuran-2-yl]methoxycarbonyloxy]-2-(dimethylamino)butanoate (Compound 146)



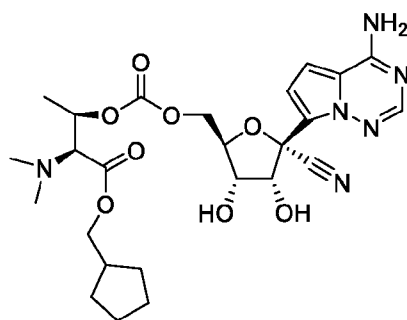
[0833] Compound 146 was synthesized in a manner similar to isopropyl (2S,3R)-3-[[[(2R,3S,4R,5R)-5-(4-aminopyrrolo[2,1-f][1,2,4]triazin-7-yl)-5-cyano-3,4-dihydroxy-tetrahydrofuran-2-yl]methoxycarbonyloxy]-2-(dimethylamino)butanoate (**Compound 145**) in Example 120, replacing L-threonine with L-homoserine. ¹H NMR (400 MHz, DMSO-d₆) δ 8.05 – 7.78 (m, 3H), 6.91 (d, J = 4.6 Hz, 1H), 6.80 (d, J = 4.6 Hz, 1H), 6.32 (d, J = 6.1 Hz, 1H), 5.42 (d, J = 5.8 Hz, 1H), 4.94 (p, J = 6.3 Hz, 1H), 4.74 – 4.64 (m, 1H), 4.44 – 4.33 (m, 1H), 4.27 – 4.19 (m, 2H), 4.12 (t, J = 6.5 Hz, 2H), 3.93 (q, J = 5.6 Hz, 1H), 3.25 – 3.19 (m, 1H), 2.25 (s, 6H), 1.98 – 1.84 (m, 2H), 1.25 – 1.16 (m, 6H). LCMS: MS m/z: 507.1 (M+1).

Example 122: neopentyl O-(((2R,3S,4R,5R)-5-(4-aminopyrrolo[2,1-f][1,2,4]triazin-7-yl)-5-cyano-3,4-dihydroxytetrahydrofuran-2-yl)methoxy)carbonyl)-N,N-dimethyl-L-threoninate (Compound 147)



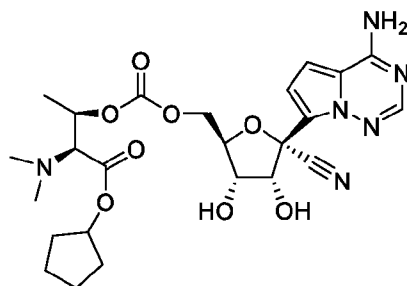
[0834] Compound 147 was synthesized in a manner similar to isopropyl (2S,3R)-3-[[[(2R,3S,4R,5R)-5-(4-aminopyrrolo[2,1-f][1,2,4]triazin-7-yl)-5-cyano-3,4-dihydroxy-tetrahydrofuran-2-yl]methoxycarbonyloxy]-2-(dimethylamino)butanoate (**Compound 145**) in Example 120, replacing 2-bromopropane with 1-bromo-2,2-dimethylpropane and purified by HPLC using 10 mM aqueous ammonium formate and acetonitrile as eluents. ¹H NMR (500 MHz, DMSO) δ 7.97 – 7.80 (m, 3H), 6.90 (d, J = 4.5 Hz, 1H), 6.77 (d, J = 4.5 Hz, 1H), 6.33 (d, J = 6.1 Hz, 1H), 5.38 (d, J = 5.9 Hz, 1H), 5.06 – 4.97 (m, 1H), 4.65 (dd, J = 5.8, 5.1 Hz, 1H), 4.44 – 4.38 (m, 1H), 4.26 – 4.17 (m, 2H), 3.92 (dd, J = 11.1, 5.8 Hz, 1H), 3.76 (q, J = 10.5 Hz, 2H), 3.37 (d, J = 7.8 Hz, 1H), 2.29 (s, 6H), 1.23 (d, J = 6.3 Hz, 3H), 0.90 (d, J = 13.0 Hz, 9H). LCMS: MS m/z: 535.5 (M+1).

Example 123: (2S,3R)-cyclopentylmethyl 3-(((2R,3S,4R,5R)-5-(4-aminopyrrolo[2,1-f][1,2,4]triazin-7-yl)-5-cyano-3,4-dihydroxytetrahydrofuran-2-yl)methoxy)carbonyloxy)-2-(dimethylamino)butanoate (Compound 148)



[0835] Compound 148 was synthesized in a manner similar to isopropyl (2S,3R)-3-[[[(2R,3S,4R,5R)-5-(4-aminopyrrolo[2,1-f][1,2,4]triazin-7-yl)-5-cyano-3,4-dihydroxy-tetrahydrofuran-2-yl]methoxycarbonyloxy]-2-(dimethylamino)butanoate (**Compound 145**) in Example 120, replacing 2-bromopropane with (bromomethyl)cyclopentane and purified by HPLC using 10 mM aqueous ammonium formate and acetonitrile as eluents. ^1H NMR (500 MHz, DMSO) δ 7.92 (s, 3H), 6.89 (d, J = 4.5 Hz, 1H), 6.77 (d, J = 4.5 Hz, 1H), 6.55 – 6.40 (m, 1H), 5.60 – 5.45 (m, 1H), 5.03 – 4.92 (m, 1H), 4.70 – 4.61 (m, 1H), 4.49 – 4.37 (m, 1H), 4.21 (s, 2H), 3.95 (d, J = 7.0 Hz, 2H), 3.93 – 3.85 (m, 1H), 2.54 – 2.51 (m, 1H), 2.27 (s, 6H), 2.08 (s, 1H), 1.71 – 1.61 (m, 2H), 1.52 (s, 2H), 1.50 – 1.43 (m, 2H), 1.22 (d, J = 6.3 Hz, 3H), 1.20 – 1.13 (m, 2H). LCMS: MS m/z: 547.4 (M+1).

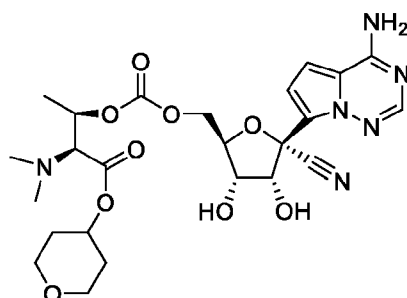
Example 124: cyclopentyl O-(((2R,3S,4R,5R)-5-(4-aminopyrrolo[2,1-f][1,2,4]triazin-7-yl)-5-cyano-3,4-dihydroxytetrahydrofuran-2-yl)methoxy)carbonyl)-N,N-dimethyl-L-threoninate (Compound 149**)**



[0836] Compound 149 was synthesized in a manner similar to isopropyl (2S,3R)-3-[[[(2R,3S,4R,5R)-5-(4-aminopyrrolo[2,1-f][1,2,4]triazin-7-yl)-5-cyano-3,4-dihydroxy-tetrahydrofuran-2-yl]methoxycarbonyloxy]-2-(dimethylamino)butanoate (**Compound 145**) in Example 120, replacing 2-bromopropane with bromocyclopentane and purifying by HPLC using 10 mM aqueous ammonium formate and acetonitrile as eluents. ^1H NMR (500 MHz,

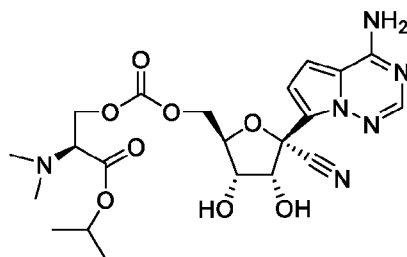
DMSO) δ 7.99 – 7.80 (m, 3H), 6.89 (d, J = 4.5 Hz, 1H), 6.77 (d, J = 4.5 Hz, 1H), 6.37 (d, J = 6.0 Hz, 1H), 5.41 (d, J = 6.0 Hz, 1H), 5.12 (s, 1H), 4.98 (dd, J = 7.9, 6.4 Hz, 1H), 4.65 (dd, J = 5.6, 5.2 Hz, 1H), 4.41 (dd, J = 14.2, 5.2 Hz, 1H), 4.27 – 4.18 (m, 2H), 3.91 (d, J = 5.4 Hz, 1H), 3.27 (d, J = 7.9 Hz, 1H), 2.27 (s, 6H), 1.85 – 1.71 (m, 2H), 1.66 – 1.57 (m, >99.5% 4H), 1.56 – 1.48 (m 2H), 1.20 (d, J = 6.4 Hz, 3H). LCMS: MS m/z : 533.4 (M+1).

Example 125: tetrahydro-2H-pyran-4-yl O-(((2R,3S,4R,5R)-5-(4-aminopyrrolo[2,1-f][1,2,4]triazin-7-yl)-5-cyano-3,4-dihydroxytetrahydrofuran-2-yl)methoxy)carbonyl)-N,N-dimethyl-L-threoninate (Compound 150)



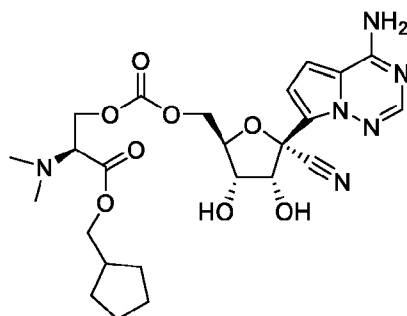
[0837] Compound 150 was synthesized in a manner similar to isopropyl (2S,3R)-3-[[[(2R,3S,4R,5R)-5-(4-aminopyrrolo[2,1-f][1,2,4]triazin-7-yl)-5-cyano-3,4-dihydroxytetrahydrofuran-2-yl]methoxycarbonyloxy]-2-(dimethylamino)butanoate (**Compound 145**) in Example 120, replacing 2-bromopropane with 4-bromotetrahydropyran and purifying by HPLC using 10 mM aqueous ammonium formate and acetonitrile as eluents. ^1H NMR (500 MHz, DMSO) δ 7.99 – 7.82 (m, 3H), 6.90 (d, J = 4.4 Hz, 1H), 6.77 (d, J = 4.4 Hz, 1H), 6.37 (d, J = 6.0 Hz, 1H), 5.40 (d, J = 5.8 Hz, 1H), 5.06 – 4.99 (m, 1H), 4.97 – 4.92 (m, 1H), 4.64 (t, J = 5.4 Hz, 1H), 4.41 (d, J = 9.3 Hz, 1H), 4.28 – 4.17 (m, 2H), 3.91 (d, J = 5.2 Hz, 1H), 3.80 – 3.66 (m, 2H), 3.49 – 3.37 (m, 2H), 2.29 (s, 6H), 1.90 – 1.74 (m, 2H), 1.59 – 1.45 (m, 2H), 1.22 (d, J = 6.3 Hz, 3H). LCMS: MS m/z : 549.4 (M+1).

Example 126: isopropyl O-(((2R,3S,4R,5R)-5-(4-aminopyrrolo[2,1-f][1,2,4]triazin-7-yl)-5-cyano-3,4-dihydroxytetrahydrofuran-2-yl)methoxy)carbonyl)-N,N-dimethyl-L-serinate (Compound 151)



[0838] **Compound 151** was synthesized in a manner similar to isopropyl (2S,3R)-3-[[[(2R,3S,4R,5R)-5-(4-aminopyrrolo[2,1-f][1,2,4]triazin-7-yl)-5-cyano-3,4-dihydroxy-tetrahydrofuran-2-yl]methoxycarbonyloxy]-2-(dimethylamino)butanoate (**Compound 145**) in Example 120, replacing L-threonine with L-serine and purifying by HPLC using 0.1% v/v trifluoro acetic acid in water and acetonitrile as eluents to afford the corresponding TFA salt. ¹H NMR (500 MHz, DMSO) δ 8.24 – 8.01 (m, *J* = 61.2 Hz, 2H), 7.96 (s, 1H), 6.96 (d, *J* = 4.6 Hz, 1H), 6.81 (d, *J* = 4.6 Hz, 1H), 6.39 (br. s, 1H), 5.58 – 5.36 (m, 1H), 5.08 – 4.99 (m, 1H), 4.72 – 4.63 (m, 3H), 4.59 (br. s, 1H), 4.43 (dd, *J* = 11.7, 2.6 Hz, 1H), 4.34 – 4.27 (m, 1H), 4.25 (td, *J* = 6.8, 2.5 Hz, 1H), 3.92 (dd, *J* = 6.6, 5.0 Hz, 1H), 2.83 (s, *J* = 29.0 Hz, 6H), 1.22 (d, *J* = 6.3 Hz, 3H), 1.13 (d, *J* = 6.2 Hz, 3H). LCMS: MS *m/z*: 493.4 (M+1).

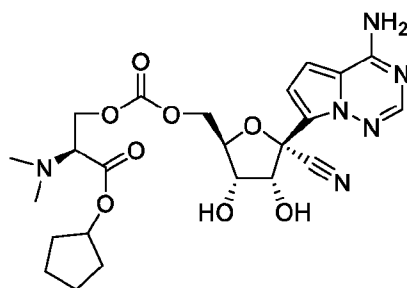
Example 127: cyclopentylmethyl O-(((2R,3S,4R,5R)-5-(4-aminopyrrolo[2,1-f][1,2,4]triazin-7-yl)-5-cyano-3,4-dihydroxytetrahydrofuran-2-yl)methoxy)carbonyl)-N,N-dimethyl-L-serinate (Compound 152**)**



[0839] **Compound 152** was synthesized in a manner similar to isopropyl (2S,3R)-3-[[[(2R,3S,4R,5R)-5-(4-aminopyrrolo[2,1-f][1,2,4]triazin-7-yl)-5-cyano-3,4-dihydroxy-tetrahydrofuran-2-yl]methoxycarbonyloxy]-2-(dimethylamino)butanoate (**Compound 145**) in Example 120, replacing L-threonine with L-serine and 2-bromopropane with (bromomethyl)cyclopentane, and purifying by HPLC using 0.1% v/v trifluoro acetic acid in

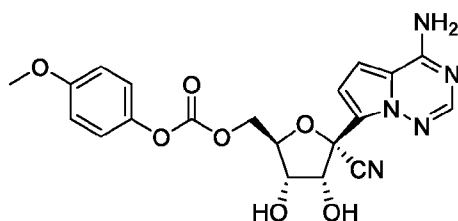
water and acetonitrile as eluents to afford the corresponding TFA salt. ^1H NMR (500 MHz, DMSO) δ 8.21 – 7.98 (m, 2H), 7.96 (s, 1H), 6.95 (d, $J = 4.6$ Hz, 1H), 6.80 (d, $J = 4.6$ Hz, 1H), 6.41 (br. s, 1H), 5.40 (br. s, 1H), 4.72 – 4.57 (m, 4H), 4.43 (dd, $J = 11.4, 2.1$ Hz, 1H), 4.32 – 4.22 (m, 2H), 4.15 – 4.08 (m, 1H), 4.03 (dd, $J = 10.6, 7.0$ Hz, 1H), 3.91 (dd, $J = 6.6, 5.0$ Hz, 1H), 2.83 (s, $J = 15.1$ Hz, 6H), 2.16 – 2.08 (m, 1H), 1.66 – 1.57 (m, $J = 13.0, 8.1$ Hz, 2H), 1.53 – 1.36 (m, 4H), 1.21 – 1.10 (m, 2H). LCMS: MS m/z : 533.5 (M+1).

Example 128: cyclopentyl O-(((2R,3S,4R,5R)-5-(4-aminopyrrolo[2,1-f][1,2,4]triazin-7-yl)-5-cyano-3,4-dihydroxytetrahydrofuran-2-yl)methoxy)carbonyl)-N,N-dimethyl-L-serinate (Compound 153)



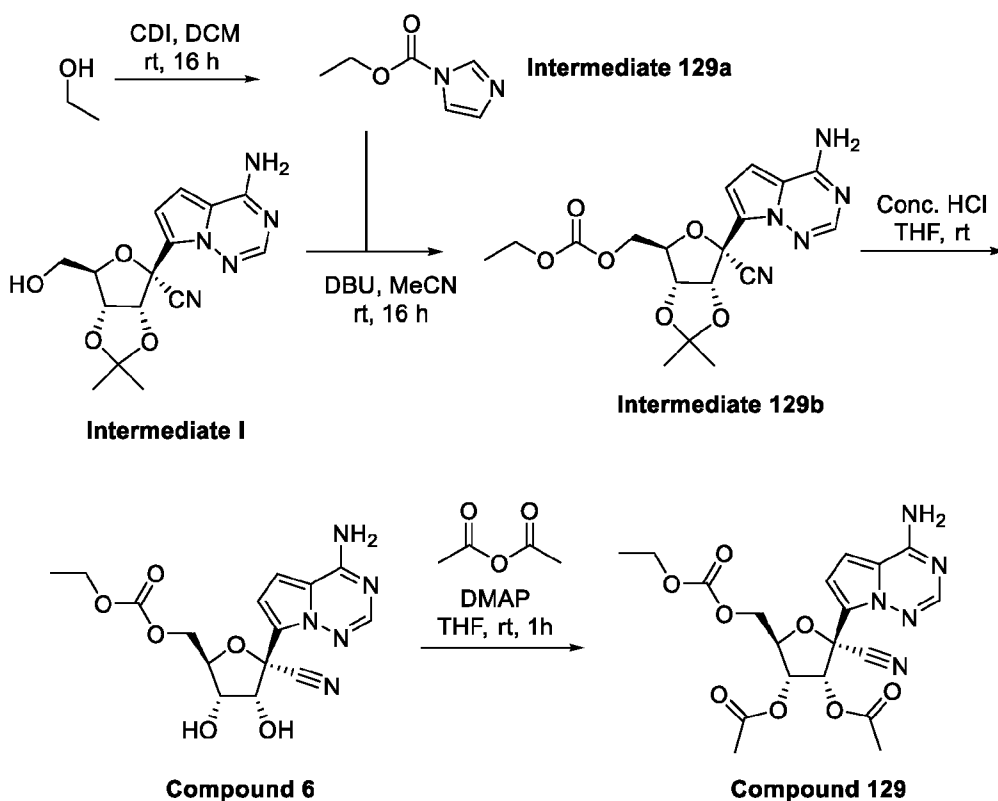
Compound 153 was synthesized in a manner similar to isopropyl (2S,3R)-3-[[[(2R,3S,4R,5R)-5-(4-aminopyrrolo[2,1-f][1,2,4]triazin-7-yl)-5-cyano-3,4-dihydroxytetrahydrofuran-2-yl]methoxy carbonyloxy]-2-(dimethylamino)butanoate (**Compound 145**) in Example 120, replacing L-threonine with L-serine and 2-bromopropane with bromocyclopentane, and purifying by HPLC using 0.1% v/v trifluoro acetic acid in water and acetonitrile as eluents to afford the corresponding TFA salt. ^1H NMR (400 MHz, DMSO) δ 8.36 – 8.04 (m, $J = 54.1$ Hz, 2H), 7.97 (s, 1H), 6.96 (d, $J = 4.5$ Hz, 1H), 6.81 (d, $J = 4.6$ Hz, 1H), 6.42 (br. s, 1H), 5.42 (br. s, 1H), 5.26 – 5.18 (m, 1H), 4.74 – 4.56 (m, 4H), 4.46 – 4.38 (m, 1H), 4.33 – 4.21 (m, 2H), 3.91 (dd, $J = 6.1, 5.2$ Hz, 1H), 2.84 (s, $J = 13.1$ Hz, 6H), 1.90 – 1.41 (m, 8H). LCMS: MS m/z : 519.3 (M+1).

Example 129: ((2R,3S,4R,5R)-5-(4-aminopyrrolo[2,1-f][1,2,4]triazin-7-yl)-5-cyano-3,4-dihydroxytetrahydrofuran-2-yl)methyl (4-methoxyphenyl) carbonate (Compound 111)



[0840] Compound 111 was synthesized in a manner similar to [(2R,3S,4R,5R)-5-(4-aminopyrrolo[2,1-f][1,2,4]triazin-7-yl)-5-cyano-3,4-dihydroxy-tetrahydrofuran-2-yl]methyl isopropyl carbonate (**Compound 4**) in Example 4, replacing isopropyl chloroformate with 4-methoxyphenyl carbonochloridate. ¹H NMR (400 MHz, DMSO-d₆) δ 7.93 (s, 3H), 7.15 – 7.08 (m, 2H), 6.97 – 6.89 (m, 3H), 6.82 (d, J = 4.5 Hz, 1H), 6.36 (d, J = 6.1 Hz, 1H), 5.46 (d, J = 5.7 Hz, 1H), 4.71 (dd, J = 6.1, 4.9 Hz, 1H), 4.56 – 4.46 (m, 1H), 4.38 – 4.26 (m, 2H), 4.00 (q, J = 5.6 Hz, 1H), 3.75 (s, 3H). LCMS: MS m/z: 441.93 (M+1)

Example 130: (2R,3R,4R,5R)-2-(4-aminopyrrolo[2,1-f][1,2,4]triazin-7-yl)-2-cyano-5-(((ethoxycarbonyl)oxy)methyl)tetrahydrofuran-3,4-diyl diacetate (Compound 129)



[0841] Ethanol (1 equiv) was added to a stirring solution of 1,1'-carbonyldiimidazole (1.5 equiv) in DCM (1 M with respect to 1,1'-carbonyldiimidazole) at rt, and the reaction mixture was stirred for 16 h. The reaction mixture was then transferred to a separatory funnel, washed with water two times, dried over MgSO₄, and concentrated to afford **Intermediate 129a**, which was directly used into next step without further purification.

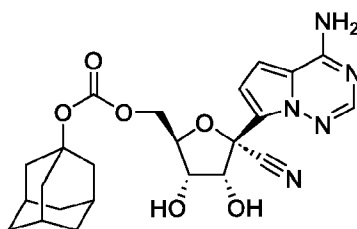
[0842] To the solution of **Intermediate 129a** (1.1 equiv) in MeCN (0.4 M with respect to Intermediate 129a) was added **Intermediate I** (1 equiv) at room temperature followed by 1,8-diazabicyclo[5.4.0]undec-7-ene (0.2 equiv). The resulting solution was stirred at room temperature for 16 h and then was quenched with saturated aqueous ammonium chloride. The biphasic mixture was extracted using EtOAc three times, and the combined organic layers were dried over MgSO₄ and concentrated to afford **Intermediate 129b**, which was directly used in the next step without further purification.

[0843] To a solution of **Intermediate 129b** (1 equiv) in THF (1.2 M with respect to Intermediate 129b) at rt was added conc. HCl (5 equiv) slowly over ten minutes. The reaction was then stirred for 6.5 h. The resulting mixture was basified with saturated aqueous sodium bicarbonate and extracted with EtOAc three times, and the combined organic layers were dried over MgSO₄ then concentrated. The crude product was redissolved into ethanol, and the total volume was adjusted to approximately 7 mL/g. Slurry formation was observed at rt, and then heptane (7 mL/g) was added slowly. The slurry was agitated overnight and then the solids were filtered and rinsed with a mixture of ethanol (1.5 mL/g) and heptane (1.5 mL/g). The solids were dried under vacuum to afford **Compound 6** (73% yield). ¹H NMR (400 MHz, DMSO-d₆) δ 7.92 (br, 3H), 6.91 (d, J = 4.5 Hz, 1H), 6.79 (d, J = 4.5 Hz, 1H), 6.30 (d, J = 6.1 Hz, 1H), 5.40 (d, J = 5.8 Hz, 1H), 4.69 (dd, J = 6.1, 5.0 Hz, 1H), 4.39 (dd, J = 10.3, 4.1 Hz, 1H), 4.29 – 4.17 (m, 2H), 4.11 (q, J = 7.1 Hz, 2H), 3.94 (q, J = 5.8 Hz, 1H), 1.20 (t, J = 7.1 Hz, 3H). LCMS: MS m/z: 363.9 (M+23).

[0844] To a mixture of **Compound 6** (1 equiv) and acetic anhydride (2 equiv) in THF (0.5 M with respect to Compound 6) was added 4-dimethylaminopyridine (0.15 equiv). The mixture was stirred at rt for 1 hr. After the completion of the reaction, the reaction mixture was diluted with ethyl acetate, washed with water and brine, dried over MgSO₄, and concentrated. The residue was purified by flash chromatography using dichloromethane and ethyl acetate as

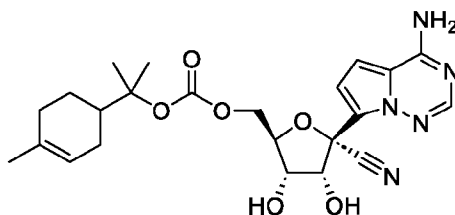
eluants to obtain **Compound 129**. $^1\text{H NMR}$ (400 MHz, DMSO- d_6) δ 7.95 (br, 3H), 6.95 (d, J = 4.7 Hz, 1H), 6.81 (d, J = 4.6 Hz, 1H), 6.08 (d, J = 5.9 Hz, 1H), 5.41 (dd, J = 6.0, 4.6 Hz, 1H), 4.61 (td, J = 4.9, 3.2 Hz, 1H), 4.48 (dd, J = 12.2, 3.2 Hz, 1H), 4.33 (dd, J = 12.2, 5.1 Hz, 1H), 4.14 – 4.06 (m, 2H), 2.12 (d, J = 1.5 Hz, 6H), 1.19 (t, J = 7.1 Hz, 3H). LCMS: MS m/z : 447.99 ($M+1$).

Example 131: (3S,5S,7S)-adamantan-1-yl (((2R,3S,4R,5R)-5-(4-aminopyrrolo[2,1-f][1,2,4]triazin-7-yl)-5-cyano-3,4-dihydroxytetrahydrofuran-2-yl)methyl) carbonate (Compound 154)



[0845] Compound 154 was synthesized in a manner similar to **Compound 47** (((2R,3S,4R,5R)-5-(4-aminopyrrolo[2,1-f][1,2,4]triazin-7-yl)-5-cyano-3,4-dihydroxytetrahydrofuran-2-yl)methyl (1-methylcyclohexyl) carbonate) in Example 23, replacing 1-methylcyclohexanol with 1-adamantol. $^1\text{H NMR}$ (400 MHz, DMSO- d_6) δ 8.11 – 7.63 (m, 3H), 6.91 (d, J = 4.5 Hz, 1H), 6.79 (d, J = 4.5 Hz, 1H), 6.31 (d, J = 6.1 Hz, 1H), 5.39 (d, J = 5.8 Hz, 1H), 4.75 – 4.60 (m, 1H), 4.35 (dd, J = 11.9, 2.9 Hz, 1H), 4.19 (td, J = 6.1, 2.9 Hz, 1H), 4.15 – 4.05 (m, 1H), 3.96 – 3.87 (m, 1H), 2.16 – 2.09 (m, 4H), 2.03 – 1.92 (m, 6H), 1.65 – 1.48 (m, 6H).). LCMS: MS m/z : 492.1 ($M+23$).

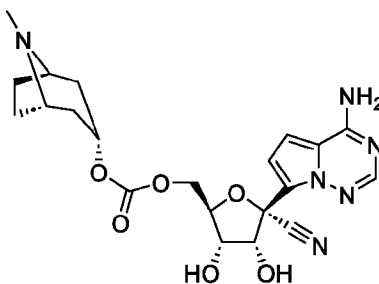
Example 132: ((2R,3S,4R,5R)-5-(4-aminopyrrolo[2,1-f][1,2,4]triazin-7-yl)-5-cyano-3,4-dihydroxytetrahydrofuran-2-yl)methyl (2-(4-methylcyclohex-3-en-1-yl)propan-2-yl) carbonate (Compound 155)



[0846] **Compound 155** was synthesized in a manner similar to **Compound 55**

((2R,3S,4R,5R)-5-(4-aminopyrrolo[2,1-f][1,2,4]triazin-7-yl)-5-cyano-3,4-dihydroxytetrahydrofuran-2-yl)methyl (1-methylcycloheptyl) carbonate in Example 32, replacing 1-methylcycloheptan-1-ol with 2-(4-methylcyclohex-3-en-1-yl)propan-2-ol. ¹H NMR (400 MHz, DMSO-d₆) δ 7.92 (s, 3H), 6.90 (d, J = 4.5 Hz, 1H), 6.79 (d, J = 4.5 Hz, 1H), 6.32 (d, J = 6.0 Hz, 1H), 5.39 (d, J = 5.8 Hz, 1H), 5.36 – 5.28 (m, 1H), 4.65 (dd, J = 6.0, 4.9 Hz, 1H), 4.35 (dd, J = 11.8, 2.8 Hz, 1H), 4.20 (td, J = 6.2, 2.7 Hz, 1H), 4.12 (dd, J = 11.8, 5.8 Hz, 1H), 3.92 (q, J = 5.7 Hz, 1H), 2.02 – 1.67 (m, 6H), 1.64 – 1.56 (m, 3H), 1.37 (d, J = 11.8 Hz, 6H), 1.28 – 1.13 (m, 1H). LCMS: MS m/z: 472.1 (M+1).

Example 133: ((2R,3S,4R,5R)-5-(4-aminopyrrolo[2,1-f][1,2,4]triazin-7-yl)-5-cyano-3,4-dihydroxytetrahydrofuran-2-yl)methyl ((1R,3r,5S)-8-methyl-8-azabicyclo[3.2.1]octan-3-yl) carbonate (Compound 156)



[0847] **Compound 156** was synthesized in a manner similar to **Compound 47**

((((2R,3S,4R,5R)-5-(4-aminopyrrolo[2,1-f][1,2,4]triazin-7-yl)-5-cyano-3,4-dihydroxytetrahydrofuran-2-yl)methyl (1-methylcyclohexyl) carbonate) in Example 23, replacing 1-methylcyclohexanol with tropine and was purified by flash chromatography using dichloromethane, methanol, and triethylamine. ¹H NMR (400 MHz, DMSO-d₆) δ 7.92 (s, 3H), 6.91 (d, J = 4.6 Hz, 1H), 6.82 (d, J = 4.5 Hz, 1H), 6.39 (s, 1H), 5.42 (s, 1H), 4.73 (t, J = 5.2 Hz, 1H), 4.62 (d, J = 4.7 Hz, 1H), 4.48 – 4.34 (m, 1H), 4.29 – 4.15 (m, 2H), 3.93 (t, J = 5.5 Hz, 1H), 3.17 (s, 2H), 2.26 (s, 3H), 2.17 – 2.04 (m, 2H), 1.98 (dd, J = 8.1, 4.2 Hz, 2H), 1.89 – 1.80 (m, 2H). LCMS: MS m/z: 459.1 (M+1).

Example A: HEp-2 RSV-Luc5 384-well Assay

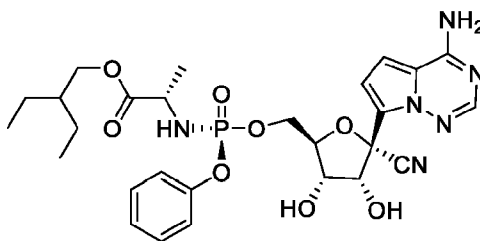
[0848] HEp-2 cell line was purchased from ATCC (Manassas, VA Cat # CCL-23) and maintained in Dulbecco's Minimum Essential Medium (DMEM) (Corning, New York, NY,

Cat # 15-018CM) supplemented with 10% fetal bovine serum (FBS) (Hyclone, Logan, UT, Cat # SH30071-03) and 1X Penicillin-Streptomycin-L-Glutamine (Corning, New York, NY, Cat #30-009-CI). Cells were passaged 2 times per week to maintain sub-confluent densities and were used for experiments at passage 5-20. Respiratory syncytial virus recombinant with luciferase (RSV-Luc5) ($\geq 1 \times 10^7$ TCID₅₀/ml) was purchased from Microbiologics (Saint Cloud, MN). Viral replication was determined in HEp-2 cells in the following manner.

[0849] Compounds are prepared in 100% DMSO in 384-well polypropylene plates (*Greiner, Monroe, NC, Cat# 784201*) with 8 compounds per plate in grouped replicates of 4 at 10 serially diluted concentrations (1:3). The serially diluted compounds were transferred to low dead volume Echo plates (*Labcyte, Sunnyvale, CA, Cat# LP-0200*).

[0850] The test compounds were spotted to 384-well assay plates (*Greiner, Monroe, NC, Cat# 781091*) at 200nL per well. HEp-2 cells were harvested and suspended in DMEM (supplemented with 10% FBS and 1X Penicillin-Streptomycin-L-Glutamine) and seeded to the pre-spotted assay plates at 4,000 cells per well in 30 μ L. RSV-Luc5 viruses were diluted in DMEM (supplemented with 10% FBS and 1X Penicillin-Streptomycin-L-Glutamine) at 200,000 Infectious Units (IU) per mL and 10 μ L per well was added to the assay plates containing cells and compounds, for an MOI=0.5. The assay plates were incubated for 3 days at 37°C and 5% CO₂. At the end of incubation, One-Glo reagent (*Promega, Madison, WI, Cat #E6120*) was prepared. The assay plates and One-Glo reagent were equilibrated to room temperature for at least 15 minutes. 40 μ L per well of One-Glo reagent was added and the plates were incubated at room temp for 15 minutes before reading the luminescence signal on an EnVision multimode plate reader (*Perkin Elmer, Waltham, MA*). Remdesivir was used as positive control and DMSO was used as negative control. Values were normalized to the positive and negative controls (as 0% and 100% replication, respectively) and data was fitted using non-linear regression analysis by Gilead's dose response tool. The EC₅₀ value for each compound was then determined as the concentration reducing the viral replication by 50%.

Remdesivir:

**Example B: A549-hACE2 SARS-CoV2-NLuc 384-well Assay**

[0851] A549-hACE2 cell line was maintained in Dulbecco's Minimum Essential Medium (DMEM) (Corning, New York, NY, Cat # 15-018CM) supplemented with 10% fetal bovine serum (FBS) (Hyclone, Logan, UT, Cat # SH30071-03), 1X Penicillin-Streptomycin-L-Glutamine (Corning, New York, NY, Cat #30-009-CI) and 10 μ g/mL blasticidin (Life Technologies Corporation, Carlsbad, CA, Cat #A11139-03). Cells were passaged 2 times per week to maintain sub-confluent densities and were used for experiments at passage 5-20. SARS Coronavirus 2 recombinant with NanoLuc (SARS-CoV2-NLuc) was obtained from University of Texas Medical Branch (Galveston, TX). Viral replication was determined in A549-hACE2 cells in the following manner.

[0852] Compounds are prepared in 100% DMSO in 384-well polypropylene plates (Greiner, Monroe, NC, Cat# 784201) with 8 compounds per plate in grouped replicates of 4 at 10 serially diluted concentrations (1:3). The serially diluted compounds were transferred to low dead volume Echo plates (Labcyte, Sunnyvale, CA, Cat# LP-0200).

[0853] The test compounds were spotted to 384-well assay plates (Greiner, Monroe, NC, Cat# 781091) at 200nL per well using an Echo acoustic dispenser (Labcyte, Sunnyvale, CA). A549-hACE2 cells were harvested and suspended in DMEM (supplemented with 2% FBS and 1X Penicillin-Streptomycin-L-Glutamine) and seeded to the pre-spotted assay plates at 10,000 cells per well in 30 μ L. SARS-CoV2-NLuc virus was diluted in DMEM (supplemented with 2% FBS and 1X Penicillin-Streptomycin-L-Glutamine) at 350,000 Infectious Units (IU) per mL and 10 μ L per well was added to the assay plates containing cells and compounds, for an MOI of 0.35. The assay plates were incubated for 2 days at 37 $^{\circ}$ C and 5% CO₂. At the end of incubation, Nano-Glo reagent (Promega, Madison, WI, Cat # N1150) was prepared. The assay plates and Nano-Glo reagent were equilibrated to room temperature for at least 15 minutes. 40 μ L per well of Nano-Glo reagent was added and the

plates were incubated at room temperature for 15 minutes before reading the luminescence signal on an EnVision multimode plate reader (Perkin Elmer, Waltham, MA). Remdesivir was used as positive control and DMSO was used as negative control. Values were normalized to the positive and negative controls (as 0% and 100% replication, respectively) and data was fitted using non-linear regression analysis by Gilead's dose response tool. The EC₅₀ value for each compound was defined as the concentration reducing the viral replication by 50%.

Example C: NHBE RSV-Luc5 384-well Assay

[0854] Normal Human Bronchial Epithelial (NHBE) cells were purchased from Lonza (Walkersville, MD Cat # CC2540) and maintained in BEGM Bronchial Epithelial Cell Growth Medium BulletKit (Lonza CC-3170).

[0855] Cells were thawed, expanded, and were used for experiments at passage 2. Respiratory syncytial virus recombinant with luciferase (RSV-Luc5) ($\geq 1 \times 10^7$ Infectious Units/ml (IU/ml) determined by TCID₅₀) was purchased from Microbiologics (Saint Cloud, MN). Viral replication was determined in NHBE cells in the following manner.

[0856] Compounds are prepared in 100% DMSO in 384-well polypropylene plates (Greiner, Monroe, NC, Cat# 784201) with 8 compounds per plate in grouped replicates of 4 at 10 serially diluted concentrations (1:3). The serially diluted compounds were transferred to low dead volume Echo plates (Labcyte, Sunnyvale, CA, Cat# LP-0200).

[0857] The test compounds were spotted to 384-well assay plates (Greiner, Monroe, NC, Cat# 781091) at 200nL per well. NHBE cells were harvested and suspended in BEGM Bronchial Epithelial Cell Growth Medium BulletKit and seeded to the pre-spotted assay plates at 5,000 cells per well in 30 μ L. RSV-Luc5 virus was diluted in BEGM Bronchial Epithelial Cell Growth Medium BulletKit at 500,000 Infectious Units (IU) per mL and 10 μ L per well was added to the assay plates containing cells and compounds, for an MOI of 1. The assay plates were incubated for 3 days at 37°C and 5% CO₂. At the end of incubation, One-Glo reagent (Promega, Madison, WI, Cat #E6120) was prepared. The assay plates and One-Glo reagent were equilibrated to room temperature for at least 15 minutes. 40 μ L per well of One-Glo reagent was added and the plates were incubated at room temperature for 15 minutes before reading the luminescence signal on an EnVision multimode plate reader

(Perkin Elmer, Waltham, MA). Remdesivir was used as positive control and DMSO was used as negative control. Values were normalized to the positive and negative controls (as 0% and 100% replication, respectively) and data was fitted using non-linear regression analysis by Gilead's dose response tool. The EC₅₀ value for each compound was defined as the concentration reducing the viral replication by 50%.

Example D: CC₅₀ MT4

[0858] Cytotoxicity of the compounds was determined in uninfected cells using the cell viability reagent in a similar fashion as described before for other cell types (Cihlar et al., *Antimicrob Agents Chemother.* 2008,52(2):655-65). HEP-2 (1.5 × 10³ cells/well) and MT-4 (2 × 10³ cells/well) cells were plated in 384-well plates and incubated with the appropriate medium containing 3-fold serially diluted compound ranging from 15 nM to 100,000 nM. Cells were cultured for 4-5 days at 37 °C. Following the incubation, the cells were allowed to equilibrate to 25 °C, and cell viability was determined by adding Cell-Titer Glo viability reagent. The mixture was incubated for 10 min, and the luminescence signal was quantified using an Envision plate reader. Untreated cell and cells treated at 2 μM puromycin (Sigma, St. Louis, MO) serve as 100% and 0% cell viability control, respectively. The percent of cell viability was calculated for each tested compound concentration relative to the 0% and 100% controls and the CC₅₀ value was determined by non-linear regression as a compound concentration reducing the cell viability by 50%.

Table D1

Example	Compound No.	RSV Hep2 EC ₅₀ (nM)	RSV NHBE EC ₅₀ (nM)	SARS-CoV2 EC ₅₀ (nM)	MT4 CC ₅₀ (μM)
Example 1	1	422	2184	1871	>46443
Example 2	2	6608	9599	>50000	>50000
Example 3	3	545	1597	796	>50000
Example 4	4	606	774	2672	>50000
Example 5	5	2903	3550	13227	>50000
Example 6	6	1115	1008	4416	>50000

Example 7	7	416	1341	915	47440
Example 8	8	301	1838	1014	>50000
Example 9	9	784	1809	2276	>50000
Example 10	10	3965	2990	14065	>50000
Example 11	11	4940	2920	20589	>50000
Example 12	12	659	1584	2349	>50000
Example 13	13	444	1533	1249	39140
Example 14	14	350	380	1557	>50000
Example 15	15	530	900	1236	>50000
Example 16	16	1151	981	2570	27787
Example 17	17	412	1902	814	>50000
Example 18	18	2872	12124	12375	>50000
Example 19	19	1241	5402	7701	>50000
Example 20	20	2019	4354	8985	>50000
Example 21	21	2383	2253	12903	>50000

Table D2

Example No.	Compound No.	RSV Hep2 EC ₅₀ (nM)	RSV NHBE EC ₅₀ (nM)	SARS-CoV2 EC ₅₀ (nM)	MT4 CC ₅₀ (μM)
Example 22	46	2324	1182	4297	>50000
Example 23	47	2331	1476	3358	>50000
Example 24	48	2348	167	14195	25480
Example 25	49	>50000	17653	14251	>50000
Example 26	50	1916	1371	20444	>50000

Example 27	51	2140	727	7834	38296
Example 28	52	100	919	574	38813
Example 29	53	98	833	662	>50000
Example 30	29	109	1305	835	>50000
Example 31	54	587	1015	5691	>50000
Example 32	55		1336	2895	>50000
Example 33	56	1262	1212	2521	>50000
Example 34	57		2451	2291	>50000
Example 35	58	1359	1067	2241	27077
Example 36	59	786	811	4164	>50000
Example 37	60		1582	2685	32945
Example 38	35	650.55	1007	1907.3	>50000
Example 39	62	>50000	5000	5000	>50000
Example 40	63		41618	>50000	>50000
Example 42	64		2656.4	4205.4	>50000
Example 43	65	1080.1	184.94	3639.6	>50000
Example 44	66	847.01	499.24	3207.5	>50000
Example 45	67		1516.4	12832	>50000
Example 46	68		1302.5	3134.8	>50000
Example 47	69	1047	987.97	2830.7	>50000
Example 48	70	1721.9	2183.9	2813.1	>50000
Example 49	71	3014.8	531.5	7821.4	47754
Example 50	72	779.49	1823.9	1125.9	>50000
Example 51	73	206.06	1104.6	1899.7	>50000

Example 52	74		955.83	2401.3	>50000
Example 53	75	1029.6	321.26	5061	>50000
Example 54	76		3398.6	>50000	>50000
Example 55	77		>50000	>50000	>50000
Example 56	78		3599.4	3579.7	>50000
Example 57	79		>50000	>50000	>50000
Example 58	80		2043.8	>50000	>50000
Example 59	81		996.33	24444	48302
Example 60	82		2410.6	1550.3	>50000
Example 61	83		2322.7	24534	20973
Example 62	84	311.46	205.36	1540.3	>50000
Example 63	85	165.82	776.15	416.99	>50000
Example 64	86	371.12	1219.1	623.01	>50000
Example 65	87	344.61	559.34	1052.8	>50000
Example 66	88	381.87	70.228	1627.6	>50000
Example 67	89	664.66	977.86	2689.6	>50000
Example 68	90	248.91	180.43	1842.9	>50000
Example 69	91	3641.3	5837.2	14745	>50000
Example 70	92	1804.2	3044.8	5630.6	>50000
Example 71	93		11095	10611	31711
Example 72	31	321.66	802.6	1083.1	>50000
Example 73	94	1018.6	922.57	3630.3	>50000
Example 74	27	144.96	1007.7	657.85	>50000
Example 75	96		>50000		>50000

Example 76	97		6158		
Example 77	98		8999		
Example 78	99		3153		
Example 79	100	>50000	16023		>50000
Example 81	37		4746	3152	>50000
Example 80	26	942	844	2389	>50000
Example 82	127		5059.8	13659	>50000
Example 83	128		2038.1	7232	>50000
Example 84	129		672.72	5831.3	>50000
Example 85	130		2961.7	9042.9	>50000
Example 86	131		4786.5	8260.1	>50000
Example 87	132		>50000	>50000	>50000
Example 88	133		>50000	>50000	>50000
Example 89	134		1403.6	5134	>50000
Example 90	135		>50000	>50000	>50000
Example 91	136		2033	4695.8	>50000
Example 92	106		1396	4560.4	>50000

Table D3

Example No.	Compound No.	EC50 SARS CoV2 NanoLuc A549 384	EC50 RSVFluc-NHBE 384 V2	EC50 RSVFluc-Hep2 384 V2	CC50 MT4 384	DM logD
93	101	3208.9	1961.1	1844.5	>50000	0.9

94	110		20370	10833	>50000	1.7
95	40		3691.5	3552.2	>50000	<0.3
96	103	>50000	17666	20673	>50000	3.2
97	107	>50000	>50000	>50000	>50000	2.5
98	125	1789.8	645.07	219.77	>50000	1.1
99	120	1412.7	1255.6	816.34	>50000	1.6
100	121	7965.6	1556.7	1506	>50000	1.1
101	112	2110.6	453.83	181.13	>50000	1.8
102	114	1116.1	965.54	122.66	>50000	1.5
103	115	1756.1	989.53	227.55	>50000	1.4
104	116	822.27	864.47	320.84	>50000	2.1
105	117	777.79	1376.3	493.91	>50000	2.3
106	118	6803.9	1819.5	1763.4	>50000	0.7
107	119	8824.9	2193.2	2204.4	>50000	0.9
108	122	707.08	1044.3	289.92	>50000	1.9
109	123	1161.1	1805.6	719.86	>50000	2.2
110	137	>50000	9519.7	>50000	>50000	2
111	138	21191	>50000		>50000	2
112	139	808.09	1638.9		>50000	2.2
113	124	1140.4	624.88	723.04	27580.7	3.7
114	126	1608.8	517.37		27659.6	>5.7
115	140	>50000	>50000		>50000	<0.3

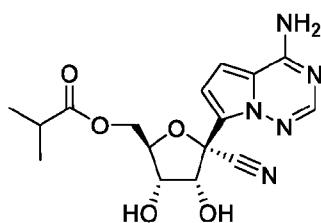
116	141	>50000	>50000		>50000	<0.3
117	142	>50000	>50000		>50000	<0.3
118	143	35388	>50000		>50000	<0.3
119	144	>50000	3056.6		>50000	0.4
120	145	3484.7	3148.8		>50000	1.85
121	146	7678.9	8252.4		>50000	1.5
122	147	2849.4	2467.2		>50000	2.5
123	148	2050.9	2104.7		>50000	2.7
124	149	2420.7	2548		>50000	2.2
125	150	2368.9	3075.3		>50000	1.3
126	151	2756.1	2892.3		>50000	1.3
127	152	1280.5	3633.4		>50000	2.2
128	153	2673.9	3237.3		>50000	1.7
129	111	3424.1	1298	220.04	>50000	1.5
131	154	33999	10998	11717	>50000	2.6
133	156	31442	49847		>50000	0.3
132	155	3186.1	1123.3	1566.7	>50000	2.8

Example E: Rat pharmacokinetics assay

[0859] Ester Reference Compound, Compounds 1 to 4, Compound 6, and Compound 10 were dosed orally by gavage to male Sprague-Dawley rats (n=3/group); **Ester Reference Compound** at 6 mg/kg in 2.5% Dimethyl sulfoxide; 10% Kolliphor HS-15; 10% Labrasol; 2.5% Propylene glycol and 75% water, pH 2.5; **Compound 1** at 6.7 mg/kg and **Compound 3** at 7.0 mg/kg in 2.5% Dimethyl sulfoxide; 10% Kolliphor HS-15; 10% Labrasol; 2.5%

Propylene glycol and 75% water, pH 5.9; **Compound 2** at 8.4 mg/kg in 10% Dimethyl sulfoxide; 40% Kolliphor HS-15; 40% Labrasol and 10% Propylene glycol and **3rd Ester Reference Compound** at 6.7 mg/kg, **Compound 4** at 6.5 mg/kg, **Compound 6** at 6.2 mg/kg, **Compound 10** at 6.8 mg/kg and **Compound 128** and **Compound 129** at 75 mg/kg in 2.5% Dimethyl sulfoxide; 10% Kolliphor HS-15; 10% Labrasol; 2.5% Propylene glycol and 75% water, pH 5.8. Blood samples were collected into pre-chilled collection tubes containing K₂EDTA and processed to plasma at 10 time points over a span of pre-dose to 24 h post-administration. Plasma samples were subject to protein precipitation with a 12.5-fold volume of methanol, vortexed and centrifuged. Supernatants were transferred and evaporated to dryness under nitrogen and reconstituted with 5% acetonitrile in water. Separation was achieved on a Phenomenex Synergi Polar-RP column, a mobile phase A of 10 mM ammonium formate with 0.1% formic acid in water and a mobile phase B of 0.1% formic acid in acetonitrile with a step-wise linear gradient from 5 to 95% mobile phase B. An LCMS/MS method was used to measure the concentrations of the **Reference Compound A** and either **Ester Reference Compound**, **3rd Ester Reference Compound**, **Compounds 1-4**, **Compound 6**, **Compound 10**, **Compound 128** or **Compound 129** in plasma. Data for **Reference Compound A** following oral administration of either **Ester Reference Compound**, **3rd Ester Reference Compound**, **Compounds 1 to 4**, **Compound 6**, **Compound 10**, **Compound 128** or **Compound 129** is tabulated below.

Ester Reference Compound:



Reference Compound A:

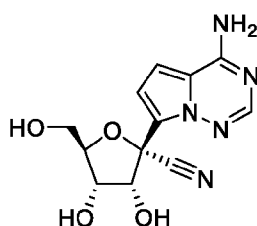


Table E1

Compound No.	Oral Dose mg/kg	Oral Dose (mg-eq Reference Compound A)/kg	Reference Compound A C_{max} (nM)	Reference Compound A AUC_{inf} (nM.h)	Reference Compound A F% ^a
Ester Reference Compound	6	4.8	2100	7570	63.6
3 rd Ester Reference Compound	6.7	5	4910	12000	101
1	6.7	5	2760	9720	77.1
2	8.4	5	2000	8620	68.4
3	7.0	5	5330	12200	96.6
4	6.5	5	5470	10200	81.0
6	6.2	5	2130	7630	60.6
10	6.8	5	1790	6320	50.1
128	75	50.4	37600	136000	107
129	75	48.8	29300	132000	107

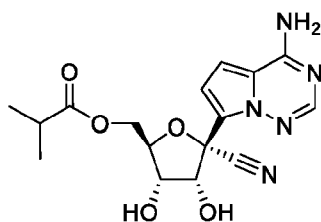
^a based on **reference compound A** mg-eq/kg dose; using IV data from 1 mg/kg dose of **reference compound A**

Example F: Monkey pharmacokinetics assay

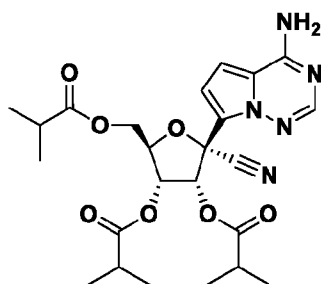
[0860] Ester Reference Compound, Compounds 1 to 4, Compound 6, and Compound 10 were dosed orally by gavage to male rhesus monkeys (n=3/group); Ester Reference Compound at 12.4 mg/kg in 2.5% DMSO; 10% Kolliphor HS-15; 10% Labrasol; 2.5% Propylene glycol and 75% water, pH 2.2; **Compound 1** at 13.4 mg/kg and **Compound 3** at 13.9 mg/kg in 2.5% DMSO; 10% Kolliphor HS-15; 10% Labrasol; 2.5% Propylene glycol

and 75% water; **Compound 2** at 16.9 mg/kg in 10% Dimethyl sulfoxide; 40% Kolliphor HS-15; 40% Labrasol and 10% Propylene glycol and **Compound 4** at 13.0 mg/kg, **Compound 6** at 12.5 mg/kg and **Compound 10** at 13.5 mg/kg in 2.5% Dimethyl sulfoxide; 10% Kolliphor HS-15; 10% Labrasol; 2.5% Propylene glycol and 75% water, pH 5.8. Blood samples were collected into pre-chilled collection tubes containing K₂EDTA with dichlorvos (2 mM final concentration with blood added) and processed to plasma at 10 timepoints over a span of pre-dose to 24 h post-administration. Plasma samples were subject to protein precipitation with a 12.5-fold volume of methanol, vortexed and centrifuged. Supernatants were transferred and evaporated to dryness under nitrogen and reconstituted with 5% acetonitrile in water. Separation was achieved on a Phenomenex Synergi Polar-RP column, a mobile phase A of 10 mM ammonium formate with 0.1% formic acid in water and a mobile phase B of 0.1% formic acid in acetonitrile with a step-wise linear gradient from 5 to 95% mobile phase B. An LC-MS/MS method was used to measure the concentrations of the **Reference Compound A** and either **Ester Reference Compound, Compounds 1 to 4, Compound 6, or Compound 10** in plasma. Data for **Reference Compound A** following oral administration of either **Ester Reference Compound, Compounds 1 to 4, Compound 6, or Compound 10** is tabulated below.

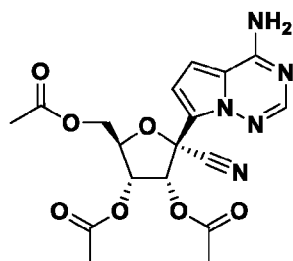
Ester Reference Compound:



2nd Ester Reference Compound:



3rd Ester Reference Compound:



Reference Compound A:

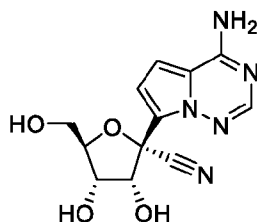


Table F1

Compound No:	Oral Dose mg/kg	Oral Dose (mg-eq Reference Compound A)/kg	Reference Compound A C _{max} (nM)	Reference Compound A AUC _{inf} (nM.h)	Reference Compound A F% ^a
Ester Reference Compound	12.4	10	4100	11300	18.9
1	13.4	10	5770	21900	36.4
2	16.9	10	1600	12500	20.8
3	13.9	10	10500	26400	43.9
4	13.0	10	6650	25700	42.8
6	12.5	10	7790	27300	45.6
10	13.5	10	3300	11600	19.3

[0861] ^a based on **reference compound A** mg-eq/kg dose; using IV data from 1 mg/kg dose of **reference compound A**. PK for Compound 4, Compound 48, Compound 97, Compound 128, Compound 129, Compound 145, Ester Reference Compound, 2nd Ester Reference

Compound, and 3rd Ester Reference Compound was determined in cynomolgus monkeys by analogous procedure described above for rhesus monkeys.

Compound No.	Example No.	Oral Dose (mg-eq Reference Compound A)/kg	Reference Compound A C _{max} (nM)	Reference Compound A AUC _{inf.} (nM.h)	Reference Compound A F% ^a
4	4	25.5	14900	74800	47
48	24	31.3	8270	44100	23
145	120	31.8	6510	25200	13
97	76	28.2	10900	44500	25
128	83	26.5	20500	78900	48
129	84	25.2	32200	90200	58
Reference Ester Compound	-	9.43	7570	21800	37
2 nd Reference Ester Compound	-	11.6	7830	34300	48
3 rd Reference Ester Compound	-	11.6	10500	37900	53

Example G: GI S9 Stability

[0862] Duplicate aliquots of test compound or positive control substrate (GS-7340) were added to S9 stock diluted with 100 mM phosphate buffered saline, pH 7.4, to obtain a protein concentration of 1.0 mg/mL. The S9 metabolic reactions were initiated by the addition of the substrates to the S9 reaction mixture to a final concentration of 2 μ M. At 0, 10, 20, 30, 60 and 120 min, 25 mL aliquots of the reaction mixture were transferred to plates containing 225 mL of IS/Q solution. After quenching, the plates were centrifuged at 3000 ' g for 30 minutes, and 150 μ L aliquots of each supernatant were diluted with 150 μ L water. Aliquots (10 mL) of the diluted supernatant were analyzed on a Thermo Q-Exactive mass spectrometer as described below.

[0863] **GI S9 Stability – No phenylmethanesulfonyl fluoride (PMSF):** Similar to the procedure described above, test compounds were incubated at 2 μ M with 1 mg/mL PMSF-

free Intestinal S9 fractions. Samples are removed at 6 time points over the course of a 120 min experiment and the parent compound disappearance and reference compound A formation is determined by mass spectrometry.

G1 stability data for select compounds is presented in Table K1 below and in Figure 1.

Example H: Plasma stability

[0864] Duplicate aliquots of plasma were warmed to 37 °C and the metabolic reactions initiated by the addition of test compound (6 mL of 0.1 mM DMSO stock) or plasma stability standard (GS-7340) to obtain a final substrate concentration of 2 µM. At 0.05, 0.5, 1, 2, 3 and 4 hr, 25 mL aliquots of the reaction mixture were transferred to plates containing 225 mL of IS/Q quenching solution. After quenching, the plates were centrifuged at 3000 g for 30 minutes, and 150 µL supernatant was diluted with 150 µL water. Aliquots (10 mL) of the diluted supernatant were analyzed on a Thermo Q-Exactive mass spectrometer as described below.

Example I: CES1/2 stability

[0865] Test compounds or positive control substrates (oseltamivir for CES1 enzymes or procaine for CES2) were incubated with individual Supersome preparations (final CES concentration 1.5 mg/ml) in 0.1 M potassium phosphate buffer (pH 7.4) at 37°C. Substrates were added to a final concentration of 2 µM to initiate the reaction. The final incubation volume was 250 mL. Aliquots were removed after incubation for 0, 10, 30, 60 and 120 min. The reactions were stopped by the addition of IS/Q. Following protein precipitation and centrifugation, 150 mL of supernatant was diluted with an equal volume of water prior to LC-MS analysis. For procaine 150 mL of supernatant was dried down and reconstituted with 250 mL water. All samples were analyzed by LC-MS and the PAR values were used for quantification.

Example J: Hepatic S9 stability

[0866] Duplicate aliquots of test compound or positive control substrate (GS-7340) were added to S9 stock diluted with 100 mM potassium phosphate buffer, pH 7.4, to obtain a protein concentration of 2.4 mg/mL. The S9 metabolic reactions were initiated by the addition of the substrates to the S9 reaction mixture to a final concentration of 2 µM. At 2,

12, 25, 45, 65 and 90 min, 25 mL aliquots of the reaction mixture were transferred to plates containing 225 mL of IS/Q solution. After quenching, the plates were centrifuged at 3000 g for 30 minutes, and 150 µL aliquots of each supernatant were diluted with 150 µL water. Aliquots (10 mL) of the diluted supernatant were analyzed on a Thermo Q-Exactive mass spectrometer as described below.

Example K: Liquid Chromatography/Mass Spectroscopy methods for S9 and Plasma Stability

[0867] Quantification of test compounds, Reference Compound A (S9 stability assay nucleoside metabolite), and controls was performed by analyte/internal standard peak area ratio (PAR) values measured on a Thermo Q-Exactive mass spectrometer coupled to a Dionex UltiMate 3000 HPLC with a Leap Technologies HTC PAL autosampler. The column used for analysis of test compounds and Reference Compound A was a Waters Acquity BEH C18 (1.7 mm particle size, 2.1 × 50 mm). The column used for control (GS-7340) was a Thermo Hypersil GOLD (1.9 mm particle size, 2.1 × 50 mm). Mobile phase A consisted of 0.1% (v/v) formic acid in water. Mobile phase B consisted of 0.1% (v/v) formic acid in acetonitrile. Elution of analytes was achieved by a series of linear gradients of acetonitrile in water containing 0.1% (v/v) formic acid. The mass spectrometer was calibrated on a weekly basis and mass tolerance of 5 ppm was used.

Table K1

Example No.	Compound No.	GIS9 Human T1/2	GIS9-HUMAN-NoPMSF T1/2	STA Human Plasma 37
1	1	112.79	1.45	28.434
2	2	156.56		344.3
3	3	81.045	0.8	82.745
4	4	252.67	0.903	107.92
5	5	789	74.831	1388.9
6	6	712.67	4.085	55.852

7	7	53.99		6.563
8	8	159.49	0.58	11.698
9	9	311.41		156.68
10	10	789		43.569
11	11	789		135.19
12	12	57.974		35.623
13	13	35.305		3
14	14	56.255	1.067	262.42
15	15	33.113		40.503
16	16	1.007		30.6
17	17			
18	18			
19	19	27.405		1584
20	20			
21	21			
22	46	439.12	144.53	553.13
23	47		151.4	1584
24	48		10.1	1584
25	49		521.7	1584
26	50		15.231	430.4
27	51		10.969	1366.8
28	52		0.655	85

29	53		0.636	13
30	29		0.617	139
31	54	692.28	4.325	108
32	55		0.596	75.665
33	56		16.5	77.644
34	57			317.5
35	58		1.191	1584
36	59	1.435	0.869	84.318
37	60		44.853	1584
38	35		0.593	139.6
39	62	31.066		488.7
40	63		181.47	1584
42	64		0.993	3
43	65		0.621	14.9
44	66		0.491	24.2
45	67		10.467	1177.1
46	68		46.06	266.43
47	69		48.7	294.49
48	70		72.972	1399.3
49	71		25.8	1584
50	72		0.623	31.1
51	73		0.588	70

52	74		30.32	205.11
53	75		0.884	277.1
54	76		38.86	1584
55	77		792	383.67
56	78		72.07	336.23
57	79		0.681	17.837
58	80		0.847	604.23
59	81		0.688	195.87
60	82		2	193.22
61	83		12.1	1584
62	84		0.955	327.2
63	85		0.621	38.6
64	86		0.684	48.6
65	87		1.248	28.7
66	88		4.912	1584
67	89		0.59	188.5
68	90		0.591	169.9
69	91		41.971	285
70	92		237.8	139.9
71	93		1.017	28.444
72	31		0.857	32.4
73	94		1.13	105.4

74	113		0.605	35.4
75	96		789	1584
76	97		3.645	6.669
77	98		789	884.09
78	99		96.647	173.49
79	100			
80	26		0.487	33.7
81	37		0.589	53
82	127		0.957	12.071
83	128		0.59	9.735
84	129		0.623	3
85	130		1.586	409.28
86	131		2.64	150.92
87	132		0.624	12.304
88	133		0.623	73.357
89	134			65.405
90	135		0.653	96.462
91	136		1.013	463.08
92	106		0.66	30.917
98	125		0.582	12.2
99	120		0.605	38.7
100	121		1.583	107.7

101	112		1.774	28.8
102	114		1.212	26.8
103	115		0.581	41.2
104	116		0.63	26.4
105	117		0.616	86
106	118		4.115	59.4
107	119		2.982	40.7
108	122		0.637	34.1
109	123		0.615	96.5
110	137		8.055	676.3
112	139		1.368	150.07
113	124		0.744	192.3
114	126		97.584	79.1
115	140		783.41	1322.1
116	141		789	902.37
117	142		789	1584
118	143		789	800.58
120	145		32.763	299.49
121	146		174.12	497.93
129	111	53.11	3.928	35
131	154		278.9	1584
133	156		789	248.79

132	155		77.5	1584
-----	-----	--	------	------

Example L: CACO-2 Permeability

~~10868~~ Pre-plated Caco-2 cells (clone C2BBel) were obtained from Sigma-Aldrich, Inc. (Atlanta, GA). Cell monolayers were grown to confluence on collagen-coated, microporous, polycarbonate membranes in 24-well transwell plates for 21 days. The permeability assay buffer in donor wells was Hanks' balanced salt solution (HBSS) containing 10 mM HEPES and 15 mM glucose at a pH of 6.5 containing 200 μ M BNPP. The receiver wells used HBSS buffer containing 10 mM HEPES and 15 mM glucose at a pH of 7.4 and supplemented with 1% BSA. After an initial equilibration with transport buffer, TEER values were read to test membrane integrity. The experiment was started by the addition of buffers containing test compounds, 200 μ l and 1000 μ l in the apical and basolateral chamber, respectively. At 0- and 2-hour post dose, 10 μ L was sampled from donor compartment and was immediately diluted in 190 μ L of 20% methanol. At 1 and 2 hours post dose, 100 μ l of solution was taken from the receiver compartments and was immediately diluted in 100 μ l of 20% methanol. Removed buffer was replaced with fresh buffer and a correction was applied to all calculations for the removed material. Each compound was tested in 2 separate replicate wells for each condition. All samples were then extracted with 400 μ l 100% acetonitrile with internal standard to precipitate protein. Cells were dosed on the apical or basolateral side to determine forward (A to B) and reverse (B to A) permeability. To test for non-specific binding and compound instability, the total amount of drug was quantitated at the end of the experiment and compared to the material present in the original dosing solution as a percent recovery. Formation of the parent compound (GS-441524; Reference Compound A) was monitored in assay wells dosed with the prodrug. Samples were analyzed by LC-MS/MS.

Table L1

Example No	Compound No.	DM Caco2 A to B	DM Caco2 B to A
1	1	0.275	3.853
2	2	1.17	8.69

3	3	1.23	9.8
4	4	0.545	5.29
5	5		
6	6	0.21	2.77
7	7	0.52	8.98
8	8		
9	9	0.39	5.17
10	10	0.08	1.39
11	11		
12	12	1.15	13.73
13	13	0.59	8.8
14	14	1.84	21.7
15	15	1.46	12
16	16		
17	17		
18	18		
19	19		
20	20		
21	21	1.36	8.33
22	46	0.76	10.66
23	47	1.68	11.38
24	48	6.19	12.52

25	49	0.13	3.48
26	50	0.13	2.76
27	51	4.35	17.19
28	52	6.95	13.04
29	53	2.34	10.58
30	29	1.91	12.29
31	54	0.25	3.8
32	55	0.38	1.89
33	56	0.35	1.83
34	57		
35	58	5.67	6.86
36	59	11.61	17.7
37	60	0.12	0.32
38	35	0.95	10.64
39	62	4.19	12.12
40	63	1.18	12.46
42	64	0.39	4.6
43	65	3.07	7.23
44	66		
45	67	0.99	9.76
46	68	0.98	7.09
47	69	1	4.74

48	70	0.88	6.91
49	71	4.02	13.65
50	72	2.52	10.69
51	73	0.48	4.69
52	74	3.25	9.88
53	75		
54	76	2.13	12.17
55	77	0.27	5.58
56	78	0.2	4.2
57	79	0.61	9.26
58	80	1.35	0.95
59	81	7.77	14.74
60	82	2.73	20.67
61	83	5.3	25.42
62	84	0.27	6.99
63	85		
64	86		
65	87	1.79	10.98
66	88	2.72	12.82
67	89		
68	90	0.9	7.41
69	91	0.02	0.5

70	92	0.07	0.48
71	93	1.2	8.3
72	31	0.68	13
73	94	0.13	2.19
74	113	5.21	13.91
75	96	0.09	4.05
76	97	0.04	2.15
77	98	0.02	5.65
78	99	0.11	2.47
79	100	11.73	22.71
80	26	0.07	0.36
81	37	0.5	7.54
82	127		
83	128	3.35	5.69
84	129	3.505	6.635
85	130	0.12	2.54
86	131	2.01	15.52
87	132	12.34	13.86
88	133	17.25	16.82
89	134		
90	135	3.87	18.05
91	136	4.33	5.7

92	106	4.975	9.5
99	120	0.77	8.35
100	121	0.08	4.15
101	112	2.53	15.81
102	114	2.07	11.26
103	115	0.91	8.32
104	116	4.18	17.53
105	117	6.18	10.53
106	118	0.07	1.67
107	119	0.07	1.91
109	123	3.18	9.88
110	137	0.98	11.37
112	139	0.99	12.98
113	124	0.08	7.35
114	126	0.01	0.03
115	140	0.04	0.12
116	141	0.05	0.08
117	142	0.02	0.07
120	145	0.2	8.475
121	146	0.06	7.15
129	111	0.625	11.22
131	154	2.08	14.67

133	156	0.12	0.13
132	155	3.06	10.35
Reference Ester Compound		0.12	0.62
2 nd Reference Ester Compound		11.97	6.74
3 rd Reference Ester Compound		5.07	8.91
Reference Compound A		0.12	1.52

Example M: Thermodynamic Solubility in pH7 buffered solution

[0869] The aqueous solubility of compounds over a time of 24 hours was assessed. Solubility was determined at ambient temperature in a 50 mM phosphate buffered pH7 solution with 150 mM NaCl (to achieve isotonicity). Solids were added to the buffered solution in 1.5-mL Eppendorf tubes, vortexed for 1 minute, then agitated for 24 hours in an Eppendorf ThermoMixer C. To determine concentration in solution, the suspensions were centrifuged for 15 min at 15,000 rpm. Supernatants were diluted to a volume of 1 mL with 30:70 v/v acetonitrile:water. All diluted supernatants were analyzed by UPLC using a Waters Acquity UPLC with a PDA UV detector.

Table M1. Solubility of Exemplary and Reference Compounds

Example No.	Compound No.	Sol pH 7
4	4	1.85
6	6	3.02
13	13	0.12
14	14	0.21
15	15	0.26
21	21	-

36	59	0.01
39	62	0.1
22	46	0.45
53	75	-
27	51	0.08
110	137	0.13
44	66	-
35	58	0.02
43	65	0.045
23	47	0.1
25	49	2.03
24	48	0.19
37	60	-
40	63	0.82
59	81	0.06
57	79	0.26
45	67	-
56	78	0.89
54	76	0.37
55	77	4.64
120	145	2.35
71	93	0.62

75	96	1.25
76	97	6.02
88	133	0.24
83	128	1.42
84	129	0.72
92	106	0.08
N/A	Ester Reference Compound	0.96
N/A	2 nd Ester Reference Compound	0.01
N/A	3 rd Ester Reference Compound	1.38

Example N: Stability in pH2 and pH7 buffered solutions

[0870] The aqueous stability of compounds over a time of 24 hours at 40 °C was assessed. Stability was determined in 50 mM phosphate buffered solutions at both pH2 and pH7, with 150 mM NaCl (to achieve isotonicity). 3-5 mg of solid compounds were added to 7 mL scintillation vials. Acetonitrile was added to each vial to produce a 1 mg/mL stock solution. Stock solutions were diluted to 50 µg/mL in either pH2 or pH7 phosphate buffer, to a volume of 1 mL. For each compound and pH condition, 50 µg/mL samples were prepped in duplicate. One sample was placed on the UPLC tray at 40 °C for analysis, and the second sample was placed in a 40 °C oven for storage. Sample preps for each compound were offset by 40 minutes to account for run time on UPLC.

[0871] Samples in the UPLC tray were analyzed by UPLC using a Waters Acquity UPLC with a PDA UV detector. Concentration timepoints were measured at 0, 3, 6, 9, and 12 hrs. After 24 hrs, samples in the 40 °C oven were removed and analyzed by UPLC.

[0872] The results for exemplary compounds are summarized in the Tables N1 and N2 below and also presented in Figure 2. In Figure 2, %AN stands for % area normalized. That is, %AN is the area of the compound peak relative to the sum of areas of all the peaks in the

UPLC chromatogram. For example, if there were two peaks, compound peak with an area of 9 and another peak with an area of 1, then the %AN of the compound peak would be 90%.

Table N1. Stability of exemplary and reference compounds at pH2.

	Compound 129 of Example 84	Compound 128 of Example 83	3 rd Ester Reference Compound	Compound 59 of Example 36	2 nd Ester Reference Compound	Compound 4 of Example 4	Ester Reference Compound
0 hr	100.0	100.0	100.0	100.0	100.0	98.5	98.5
3 hr	98.4	98.3	96.3	100.0	100.0	98.3	97.8
6 hr	96.9	96.7	93.8	100.0	100.0	98.5	97.3
9 hr	95.5	95.2	91.5	100.0	98.3	98.4	96.7
12 hr	94.0	93.8	88.7	98.9	97.7	98.5	96.1
24 hr	89.4	89.3	82.1	97.9	96.2	98.3	94.4

All values listed are %AN values.

Table N2. Stability of exemplary and reference compounds as pH2 and pH7.

Compound No.	pH2 Stability 24 h %AN	pH7 Stability 24 h %AN
3rd Ester Reference Compound	82	79
4	98	97
6	100	100
13	98	97
14	97	97
15	98	97
21	0	92
46	4	8
47	1	3
48	100	99

49	97	94
51	98	97
58	2	7
59	98	93
60	0	0
62	61	10
63	3	0
65	90	80
66	2	0
67	95	91
75	0	-
76	92	91
77	98	95
78	90	0
79	88	77
81	100	98
93	94	75
96	96	95
97	98	85
106	100	91
128	89	78
129	89	78
133	95	98
137	80	97
145	93	0

Example O: Monkey pharmacokinetics assay (solid/suspension)

[0873] Ester Reference Compound, Compound 4, Compound 128 and Compound 129 were dosed orally as tablets to male and/or female cynomolgus monkeys (n=3/group) at 100 mg-eq fixed in 4% crospovidone; 1% magnesium stearate and 45% cellulose; **3rd Ester Reference Compound** by oral gavage as a suspension at 100 mg-eq fixed in 1% poloxamer

188; 99% water; **Compounds 13-15, Compound 46, Compounds 48-49, Compounds 58-59, Compounds 62-63, Compound 76, Compound 79, Compound 93 and Compound 106** at 100 mg-eq fixed and **Compound 65** at 20 mg-eq fixed by oral gavage as a suspension in 0.5% methylcellulose 0.1% polysorbate 80; 99.4% water. Blood samples were collected into pre-chilled collection tubes containing K₂EDTA with dichlorvos (2 mM final concentration with blood added) and processed to plasma at 10 timepoints over a span of pre-dose to 24 h post-administration. Plasma samples were subject to protein precipitation with a 12.5-fold volume of methanol, vortexed and centrifuged. Supernatants were transferred and evaporated to dryness under nitrogen and reconstituted with 5% acetonitrile in water. Separation was achieved on a Phenomenex Synergi Polar-RP column, a mobile phase A of 10 mM ammonium formate with 0.1% formic acid in water and a mobile phase B of 0.1% formic acid in acetonitrile with a step-wise linear gradient from 5 to 95% mobile phase B. An LC-MS/MS method was used to measure the concentrations of the **Reference Compound A** and either **Ester Reference Compound, 3rd Ester Reference Compound, Compound 4, Compounds 13-15, Compound 46, Compounds 48-49, Compounds 58-59, Compounds 62-63, Compound 65, Compound 76, Compound 79, Compound 93, Compound 106, Compound 128 or Compound 129** in plasma. Data for **Reference Compound A** following oral administration of either **Ester Reference Compound, 3rd Ester Reference Compound, Compound 4, Compounds 13-15, Compound 46, Compounds 48-49, Compounds 58-59, Compounds 62-63, Compound 65, Compound 76, Compound 79, Compound 93, Compound 106, Compound 128 or Compound 129** is tabulated below.

Table O1: PK Data for Exemplary and Reference Compounds

Compound No:	Oral Dose mg/kg	Oral Dose (mg-eq Reference Compound A)	Reference Compound A C _{max} (nM)	Reference Compound A AUC _{inf.} (nM.h)	Reference Compound A F% ^a

Ester Reference Compound	29	100	5540	27100	18
3rd Ester Reference Compound	33	100	15800	45000	32
4	32	100	10600	29500	19
14	40	100	8640	50000	27
65	8	20	4490	12500	37
128	38	100	13600	65500	41
129	46	100	27400	87400	51

^a based on **reference compound A** mg-eq/kg dose; using IV data from 1 mg/kg dose of **reference compound A**.

Table O2: F% for Additional Exemplary Compounds

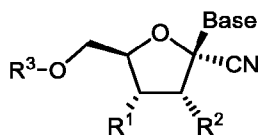
Compound No.	Cyno F% suspension (unless noted)
13	10
15	18
46	30
48	12
49	6
58	6
59	5
62	18
63	12
76	34
79	8

93	47
106	13

[0874] All references, including publications, patents, and patent documents are incorporated by reference herein, as though individually incorporated by reference. The present disclosure provides reference to various embodiments and techniques. However, it should be understood that many variations and modifications may be made while remaining within the spirit and scope of the present disclosure. The description is made with the understanding that it is to be considered an exemplification of the claimed subject matter and is not intended to limit the appended claims to the specific embodiments illustrated.

CLAIMS

1. A compound of Formula I:



Formula I

or a pharmaceutically acceptable salt thereof, wherein:

R^1 is -OH, -OC(=O) R^4 , -OC(=O)OR⁴, or -OP(=O)(OH)(OR⁴);

R^2 is -OH, -OC(=O) R^5 , -OC(=O)OR⁵, or -OP(=O)(OH)(OR⁵); or

R^1 and R^2 are taken together to form -OC(=O)O-, -OP(=O)(OH)O-, or -OCHR⁶O-;

R^3 is -C(=O)OR⁷;

R^4 , R^5 , and R^7 are each independently C₁-C₂₀ alkyl, C₂-C₈ alkenyl, C₂-C₈ alkynyl, C₃-C₁₀ carbocyclyl, C₆-C₁₀ aryl, 4 to 8 membered heterocyclyl containing 1, 2, or 3 heteroatoms selected from N, O, and S, or 5 to 6 membered heteroaryl containing 1, 2, or 3 heteroatoms selected from N, O, and S;

wherein C₁-C₂₀ alkyl, C₂-C₈ alkenyl, C₂-C₈ alkynyl, C₃-C₁₀ carbocyclyl, C₆-C₁₀ aryl, 4 to 8 membered heterocyclyl, or 5 to 6 membered heteroaryl of R^4 , R^5 , and R^7 are each, independently, optionally substituted with one, two, or three substituents independently selected from the group consisting of C₁-C₈ alkyl, halogen, cyano, carbonyl, -N₃, -OR⁸, -NR⁹R¹⁰, -OP(=O)(OH)₂, -OP(=O)(OR⁸)₂, C₃-C₈ carbocyclyl, 4 to 6 membered heterocyclyl containing 1, 2, or 3 heteroatoms selected from N, O, and S, 5 to 6 membered heteroaryl containing 1, 2, or 3 heteroatoms selected from N, O, and S, and phenyl;

wherein substituent C₃-C₈ carbocyclyl of R^4 , R^5 , and R^7 is optionally substituted with one, two, or three substituents independently selected from C₁-C₈ alkyl, halogen, -CF₃, cyano, -CH₂CN, and phenyl,

wherein substituent 4 to 6 membered heterocyclyl of R^4 , R^5 , and R^7 is optionally substituted with one, two, or three substituents independently selected from carbonyl and C₁-C₆ alkyl, and

wherein substituent phenyl of R^4 , R^5 , and R^7 is optionally substituted with one, two or three substituents independently selected from halo, cyano, C₁-C₆ alkyl, and -OR⁸;

R^6 is H, C₁-C₆ alkyl, C₁-C₆ alkoxy, 5 to 6 membered heteroaryl containing 1, 2, or 3 heteroatoms selected from N, O, and S, or C₆-C₁₀ aryl;

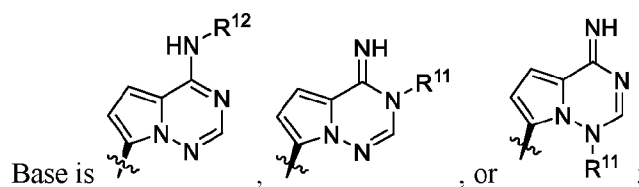
wherein 5 to 6 membered heteroaryl and C₆-C₁₀ aryl of R⁶ are each, independently, optionally substituted with one, two, or three substituents independently selected from halo, cyano, C₁-C₆ alkoxy, and C₁-C₆ alkyl;

each R⁸ is independently H, C₁-C₆ alkyl, C₁-C₆ haloalkyl, C₃-C₆ cycloalkyl, and 4 to 6 membered heterocyclyl;

wherein C₁-C₆ alkyl of R⁸ is optionally substituted with C₃-C₆ cycloalkyl or 4 to 6 membered heterocyclyl;

each R⁹ is independently H, C₁-C₆ alkyl, C₁-C₆ haloalkyl, and C₃-C₆ cycloalkyl;

each R¹⁰ is independently H, C₁-C₆ alkyl, C₁-C₆ haloalkyl, and C₃-C₆ cycloalkyl;



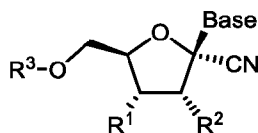
R¹¹ is C₁-C₆ alkyl optionally substituted with -OP(=O)(OH)(OR¹⁴);

R¹² is H, C₁-C₆ alkyl, -C(=O)R¹³, or -C(=O)OR¹³;

each R¹³ is independently H or C₁-C₈ alkyl; wherein C₁-C₈ alkyl of R¹³ is optionally substituted with one, two, or three substituents independently selected from halogen, cyano, -OP(=O)(OH)(OR¹⁴), and phenyl, wherein substituent phenyl of R¹³ is optionally substituted with -OP(=O)(OH)(OR¹⁴); and

each R¹⁴ is independently H, C₁-C₈ alkyl, C₃-C₈ carbocyclyl, C₆-C₁₀ aryl, or 5 to 6 membered heteroaryl containing 1, 2, or 3 heteroatoms selected from N, O, and S; wherein C₁-C₈ alkyl of R¹⁴ is optionally substituted with one, two or three substituents independently selected from the group consisting of halogen, cyano, and phenyl.

2. A compound of Formula I:



Formula I

or a pharmaceutically acceptable salt thereof, wherein:

R¹ is -OH, -OC(=O)R⁴, or -OC(=O)OR⁴;

R² is -OH, -OC(=O)R⁵, or -OC(=O)OR⁵; or

R^1 and R^2 are taken together to form $-OC(=O)O-$, $-OP(=O)(OH)O-$, or $-OCHR^6O-$;

R^3 is $-C(=O)OR^7$;

R^4 , R^5 , and R^7 are each independently C_1 - C_{20} alkyl, C_2 - C_8 alkenyl, C_2 - C_8 alkynyl, C_3 - C_8 carbocyclyl, C_6 - C_{10} aryl, 4 to 6 membered heterocyclyl containing 1, 2, or 3 heteroatoms selected from N, O, and S, or 5 to 6 membered heteroaryl containing 1, 2, or 3 heteroatoms selected from N, O, and S;

wherein C_1 - C_{20} alkyl, C_2 - C_8 alkenyl, C_2 - C_8 alkynyl, C_3 - C_8 carbocyclyl, C_6 - C_{10} aryl, 4 to 6 membered heterocyclyl, or 5 to 6 membered heteroaryl of R^4 , R^5 , and R^7 are each, independently, optionally substituted with one, two, or three substituents independently selected from the group consisting of C_1 - C_8 alkyl, halogen, cyano, carbonyl, $-N_3$, $-OR^8$, $-NR^9R^{10}$, $-OP(=O)(OH)_2$, $-OP(=O)(OR^8)_2$, C_3 - C_8 carbocyclyl, 4 to 6 membered heterocyclyl containing 1, 2, or 3 heteroatoms selected from N, O, and S, 5 to 6 membered heteroaryl containing 1, 2, or 3 heteroatoms selected from N, O, and S, and phenyl;

wherein substituent C_3 - C_8 carbocyclyl of R^4 , R^5 , and R^7 is optionally substituted with one, two, or three substituents independently selected from C_1 - C_8 alkyl, halogen, $-CF_3$, cyano, $-CH_2CN$, and phenyl,

wherein substituent 4 to 6 membered heterocyclyl of R^4 , R^5 , and R^7 is optionally substituted with one, two, or three substituents independently selected from carbonyl and C_1 - C_6 alkyl, and

wherein substituent phenyl of R^4 , R^5 , and R^7 is optionally substituted with one, two or three substituents independently selected from halo, cyano, C_1 - C_6 alkyl, and $-OR^8$;

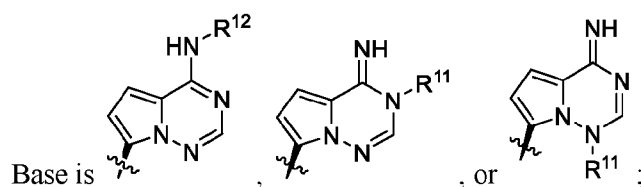
R^6 is H, C_1 - C_6 alkyl, C_1 - C_6 alkoxy, 5 to 6 membered heteroaryl containing 1, 2, or 3 heteroatoms selected from N, O, and S, or C_6 - C_{10} aryl;

wherein 5 to 6 membered heteroaryl and C_6 - C_{10} aryl of R^6 are each, independently, optionally substituted with one, two, or three substituents independently selected from halo, cyano, C_1 - C_6 alkoxy, and C_1 - C_6 alkyl;

each R^8 is independently H, C_1 - C_6 alkyl, C_1 - C_6 haloalkyl, and C_3 - C_6 cycloalkyl;

each R^9 is independently H, C_1 - C_6 alkyl, C_1 - C_6 haloalkyl, and C_3 - C_6 cycloalkyl;

each R^{10} is independently H, C_1 - C_6 alkyl, C_1 - C_6 haloalkyl, and C_3 - C_6 cycloalkyl;



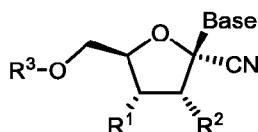
R^{11} is C₁-C₆ alkyl optionally substituted with -OP(=O)(OH)(OR¹⁴);

R^{12} is H, C₁-C₆ alkyl, -C(=O)R¹³, or -C(=O)OR¹³;

each R¹³ is independently H or C₁-C₈ alkyl; wherein C₁-C₈ alkyl of R¹³ is optionally substituted with one, two, or three substituents independently selected from halogen, cyano, -OP(=O)(OH)(OR¹⁴), and phenyl, wherein substituent phenyl of R¹³ is optionally substituted with -OP(=O)(OH)(OR¹⁴); and

each R¹⁴ is independently H, C₁-C₈ alkyl, C₃-C₈ carbocyclyl, C₆-C₁₀ aryl, or 5 to 6 membered heteroaryl containing 1, 2, or 3 heteroatoms selected from N, O, and S; wherein C₁-C₈ alkyl of R¹⁴ is optionally substituted with one, two or three substituents independently selected from the group consisting of halogen, cyano, and phenyl.

3. A compound of Formula I:



Formula I

or a pharmaceutically acceptable salt thereof, wherein:

R^1 is -OH, -OC(=O)R⁴, or -OC(=O)OR⁴;

R^2 is -OH, -OC(=O)R⁵, or -OC(=O)OR⁵; or

R^1 and R^2 are taken together to form -OC(=O)O-, -OP(=O)(OH)O-, or -OCHR⁶O-;

R^3 is -C(=O)OR⁷;

R^4 , R^5 , and R^7 are each independently C₁-C₈ alkyl, C₂-C₈ alkenyl, C₂-C₈ alkynyl, C₃-C₈ carbocyclyl, C₆-C₁₀ aryl, 4 to 6 membered heterocyclyl containing 1, 2, or 3 heteroatoms selected from N, O, and S, or 5 to 6 membered heteroaryl containing 1, 2, or 3 heteroatoms selected from N, O, and S;

wherein C₁-C₈ alkyl, C₂-C₈ alkenyl, C₂-C₈ alkynyl, C₃-C₈ carbocyclyl, C₆-C₁₀ aryl, 4 to 6 membered heterocyclyl, or 5 to 6 membered heteroaryl of R⁴, R⁵, and R⁷ are each, independently, optionally substituted with one, two, or three substituents independently selected from the group consisting of C₁-C₈ alkyl, halogen, cyano,

carbonyl, $-N_3$, $-OR^8$, $-NR^9R^{10}$, $-OP(=O)(OH)_2$, C_3-C_8 carbocyclyl, 4 to 6 membered heterocyclyl containing 1, 2, or 3 heteroatoms selected from N, O, and S, 5 to 6 membered heteroaryl containing 1, 2, or 3 heteroatoms selected from N, O, and S, and phenyl;

wherein substituent 4 to 6 membered heterocyclyl of R^4 , R^5 , and R^7 is optionally substituted with one, two, or three substituents independently selected from carbonyl and C_1-C_6 alkyl, and wherein substituent phenyl of R^4 , R^5 , and R^7 is optionally substituted with one, two or three substituents independently selected from halo, cyano, and C_1-C_6 alkyl;

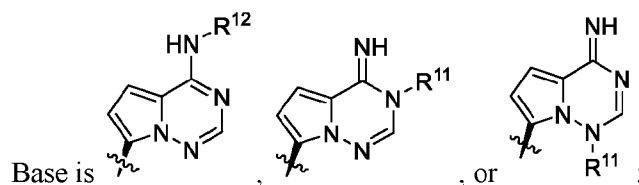
R^6 is H, C_1-C_6 alkyl, C_1-C_6 alkoxy, 5 to 6 membered heteroaryl containing 1, 2, or 3 heteroatoms selected from N, O, and S, or C_6-C_{10} aryl;

wherein 5 to 6 membered heteroaryl and C_6-C_{10} aryl of R^6 are each, independently, optionally substituted with one, two, or three substituents independently selected from halo, cyano, C_1-C_6 alkoxy, and C_1-C_6 alkyl;

each R^8 is independently H, C_1-C_6 alkyl, C_1-C_6 haloalkyl, and C_3-C_6 cycloalkyl;

each R^9 is independently H, C_1-C_6 alkyl, C_1-C_6 haloalkyl, and C_3-C_6 cycloalkyl;

each R^{10} is independently H, C_1-C_6 alkyl, C_1-C_6 haloalkyl, and C_3-C_6 cycloalkyl;



R^{11} is C_1-C_6 alkyl optionally substituted with $-OP(=O)(OH)(OR^{14})$;

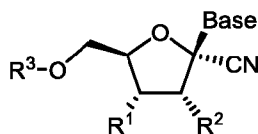
R^{12} is H, C_1-C_6 alkyl, $-C(=O)R^{13}$ or $-C(=O)OR^{13}$;

each R^{13} is independently H or C_1-C_8 alkyl; wherein C_1-C_8 alkyl of R^{13} is optionally substituted with one, two, or three substituents independently selected from halogen, cyano, $-OP(=O)(OH)(OR^{14})$, and phenyl, wherein substituent phenyl of R^{13} is optionally substituted with $-OP(=O)(OH)(OR^{14})$; and

each R^{14} is independently H, C_1-C_8 alkyl, C_3-C_8 carbocyclyl, C_6-C_{10} aryl, or 5 to 6 membered heteroaryl containing 1, 2, or 3 heteroatoms selected from N, O, and S;

wherein C_1-C_8 alkyl of R^{14} is optionally substituted with one, two or three substituents independently selected from the group consisting of halogen, cyano, and phenyl.

4. A compound of Formula I:



Formula I

or a pharmaceutically acceptable salt thereof, wherein:

R^1 is -OH, -OC(=O) R^4 , or -OC(=O)OR 4 ;

R^2 is -OH, -OC(=O) R^5 , or -OC(=O)OR 5 ; or

R^1 and R^2 are taken together to form -OC(=O)O-, -OP(=O)(OH)O-, or -OCHR 6 O-;

R^3 is -C(=O)OR 7 ;

R^4 , R^5 , and R^7 are each independently C $_1$ -C $_8$ alkyl, C $_2$ -C $_8$ alkenyl, C $_2$ -C $_8$ alkynyl, C $_3$ -C $_8$ carbocyclyl, C $_6$ -C $_{10}$ aryl, 4 to 6 membered heterocyclyl containing 1, 2, or 3 heteroatoms selected from N, O, and S, or 5 to 6 membered heteroaryl containing 1, 2, or 3 heteroatoms selected from N, O, and S;

wherein C $_1$ -C $_8$ alkyl, C $_2$ -C $_8$ alkenyl, C $_2$ -C $_8$ alkynyl, C $_3$ -C $_8$ carbocyclyl, C $_6$ -C $_{10}$ aryl, 4 to 6 membered heterocyclyl, or 5 to 6 membered heteroaryl of R^4 , R^5 , and R^7 are each, independently, optionally substituted with one, two, or three substituents independently selected from the group consisting of halogen, cyano, carbonyl, -N $_3$, -OR 8 , -NR 9 R 10 , -OP(=O)(OH) $_2$, C $_3$ -C $_8$ carbocyclyl, 4 to 6 membered heterocyclyl containing 1, 2, or 3 heteroatoms selected from N, O, and S, 5 to 6 membered heteroaryl containing 1, 2, or 3 heteroatoms selected from N, O, and S, and phenyl;

wherein 4 to 6 membered heterocyclyl is optionally substituted with one, two, or three substituents independently selected from carbonyl and C $_1$ -C $_6$ alkyl and wherein phenyl is optionally substituted with one, two or three substituents independently selected from halo, cyano, and C $_1$ -C $_6$ alkyl;

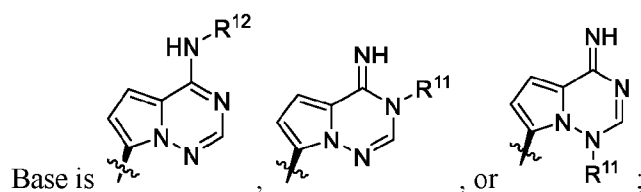
R^6 is H, C $_1$ -C $_6$ alkyl, C $_1$ -C $_6$ alkoxy, 5 to 6 membered heteroaryl containing 1, 2, or 3 heteroatoms selected from N, O, and S, or C $_6$ -C $_{10}$ aryl;

wherein 5 to 6 membered heteroaryl and C $_6$ -C $_{10}$ aryl are each, independently, optionally substituted with one, two, or three substituents independently selected from halo, cyano, C $_1$ -C $_6$ alkoxy, and C $_1$ -C $_6$ alkyl;

each R^8 is independently H, C $_1$ -C $_6$ alkyl, C $_1$ -C $_6$ haloalkyl, and C $_3$ -C $_6$ cycloalkyl;

each R^9 is independently H, C $_1$ -C $_6$ alkyl, C $_1$ -C $_6$ haloalkyl, and C $_3$ -C $_6$ cycloalkyl;

each R^{10} is independently H, C $_1$ -C $_6$ alkyl, C $_1$ -C $_6$ haloalkyl, and C $_3$ -C $_6$ cycloalkyl;



R^{11} is C₁-C₆ alkyl optionally substituted with -OP(=O)(OH)(OR¹⁴);

R^{12} is H, C₁-C₆ alkyl, -C(=O)R¹³ or -C(=O)OR¹³;

each R^{13} is independently H or C₁-C₈ alkyl; wherein C₁-C₈ alkyl of R^{13} is optionally substituted with one, two, or three substituents independently selected from halogen, cyano, -OP(=O)(OH)(OR¹⁴) and phenyl, wherein phenyl is optionally substituted with -OP(=O)(OH)(OR¹⁴); and

each R^{14} is independently H, C₁-C₈ alkyl, C₃-C₈ carbocyclyl, C₆-C₁₀ aryl, or 5 to 6 membered heteroaryl containing 1, 2, or 3 heteroatoms selected from N, O, and S; wherein C₁-C₈ alkyl of R^{14} is optionally substituted with one, two or three substituents independently selected from the group consisting of halogen, cyano, and phenyl.

5. The compound of any one of claims 1-4, or a pharmaceutically acceptable salt thereof, wherein R^1 is -OH.
6. The compound of any one of claims 1-4, or a pharmaceutically acceptable salt thereof, wherein R^1 is -OC(=O)R⁴.
7. The compound of any one of claims 1-4, or a pharmaceutically acceptable salt thereof, wherein R^1 is -OC(=O)OR⁴.
8. The compound of any one of claims 1-7, or a pharmaceutically acceptable salt thereof, wherein R^2 is -OH.
9. The compound of any one of claims 1-7, or a pharmaceutically acceptable salt thereof, wherein R^2 is -OC(=O)R⁵.
10. The compound of any one of claims 1-7, or a pharmaceutically acceptable salt thereof, wherein R^2 is -OC(=O)OR⁵.

11. The compound of any one of claims 1-4, or a pharmaceutically acceptable salt thereof, wherein R^1 and R^2 are both -OH.
12. The compound of any one of claims 1-4, or pharmaceutically acceptable salt thereof, wherein R^1 is $-\text{OC}(=\text{O})\text{R}^4$ and R^2 is $-\text{OC}(=\text{O})\text{R}^5$.
13. The compound of any one of claims 1-4, or a pharmaceutically acceptable salt thereof, wherein R^1 is OH, and R^2 is $-\text{OC}(=\text{O})\text{R}^5$ or $-\text{OC}(=\text{O})\text{OR}^5$.
14. The compound of any one of claims 1-4, or a pharmaceutically acceptable salt thereof, wherein R^1 is $-\text{OC}(=\text{O})\text{R}^4$ or $-\text{OC}(=\text{O})\text{OR}^4$, and R^2 is OH.
15. The compound of any one of claims 1-4, or a pharmaceutically acceptable salt thereof, wherein R^1 and R^2 are taken together to form $-\text{OC}(=\text{O})\text{O}-$.
16. The compound of any one of claims 1-4, or a pharmaceutically acceptable salt thereof, wherein R^1 and R^2 are taken together to form $-\text{OP}(=\text{O})(\text{OH})\text{O}-$.
17. The compound of any one of claims 1-4, or a pharmaceutically acceptable salt thereof, wherein R^1 and R^2 are taken together to form $-\text{OCHR}^6\text{O}-$.
18. The compound of any one of claims 1-4, or a pharmaceutically acceptable salt thereof, wherein:
 R^1 is OH, $\text{OC}(\text{O})\text{CH}(\text{CH}_3)_2$, or $\text{OC}(\text{O})\text{CH}_3$,
 R^2 is OH, $\text{OC}(\text{O})\text{CH}(\text{CH}_3)_2$, or $\text{OC}(\text{O})\text{CH}_3$, or
 R^1 and R^2 are taken together to form $-\text{OC}(=\text{O})\text{O}-$.
19. The compound of any one of claims 1-4, 6-10, 12, and 14, or a pharmaceutically acceptable salt thereof, wherein R^4 is C_1 - C_8 alkyl, C_2 - C_8 alkenyl, or C_2 - C_8 alkynyl; wherein C_1 - C_8 alkyl, C_2 - C_8 alkenyl, and C_2 - C_8 alkynyl of R^4 are each, independently, optionally substituted with one, two, or three substituents independently selected from the group consisting of halogen, cyano, $-\text{N}_3$, $-\text{OR}^8$, $-\text{NR}^9\text{R}^{10}$, $-\text{OP}(=\text{O})(\text{OH})_2$, C_3 - C_8 carbocyclyl and phenyl; wherein phenyl is

optionally substituted with one, two or three substituents independently selected from halo, cyano, and C₁-C₆ alkyl.

20. The compound of any one of claims 1-4, 6-10, 12, and 14, or a pharmaceutically acceptable salt thereof, wherein R⁴ is C₁-C₈ alkyl optionally substituted with one, two, or three substituents independently selected from the group consisting of halogen, cyano, -N₃, -OR⁸, -NR⁹R¹⁰, -OP(=O)(OH)₂, C₃-C₈ carbocyclyl and phenyl.

21. The compound of any one of claims 1-4, 6-10, 12, and 14, or a pharmaceutically acceptable salt thereof, wherein R⁴ is C₁-C₈ alkyl.

22. The compound of any one of claims 1-4, 6-10, 12, and 14, or a pharmaceutically acceptable salt thereof, wherein R⁴ is C₁-C₆ alkyl.

23. The compound of any one of claims 1-4, 6-10, 12, and 14, or a pharmaceutically acceptable salt thereof, wherein R⁴ is C₁-C₃ alkyl.

24. The compound of any one of claims 1-4, 6-10, 12, and 14, or a pharmaceutically acceptable salt thereof, wherein R⁴ is -CH₃, -CH₂CH₃, -(CH₂)₂CH₃, -CH(CH₃)₂, -(CH₂)₃CH₃, -C(CH₃)₃, or -C(CH₃)₂CH₂CH₃.

25. The compound of any one of claims 1-4, 6-10, 12, and 14, or a pharmaceutically acceptable salt thereof, wherein R⁴ is -CH₃, -CH₂CH₃, -(CH₂)₂CH₃, -CH(CH₃)₂, -(CH₂)₃CH₃, or -C(CH₃)₃.

26. The compound of any one of claims 1-4, 6-10, 12, and 14, or pharmaceutically acceptable salt thereof, wherein R⁴ is -CH₃ or -CH(CH₃)₂.

27. The compound of any one of claims 1-10, 12, 13, and 19-26, or a pharmaceutically acceptable salt thereof, wherein R⁵ is C₁-C₈ alkyl, C₂-C₈ alkenyl, or C₂-C₈ alkynyl; wherein C₁-C₈ alkyl, C₂-C₈ alkenyl, and C₂-C₈ alkynyl of R⁴ are each, independently, optionally substituted with one, two, or three substituents independently selected from the group consisting of halogen,

cyano, $-N_3$, $-OR^8$, $-NR^9R^{10}$, $-OP(=O)(OH)_2$, C_3-C_8 carbocyclyl and phenyl; wherein phenyl is optionally substituted with one, two or three substituents independently selected from halo, cyano, and C_1-C_6 alkyl.

28. The compound of any one of claims 1-10, 12, 13, and 19-26, or a pharmaceutically acceptable salt thereof, wherein R^5 is C_1-C_8 alkyl optionally substituted with one, two, or three substituents independently selected from the group consisting of halogen, cyano, $-N_3$, $-OR^8$, $-NR^9R^{10}$, $-OP(=O)(OH)_2$, C_3-C_8 carbocyclyl and phenyl.

29. The compound of any one of claims 1-10, 12, 13, and 19-26, or a pharmaceutically acceptable salt thereof, wherein R^5 is C_1-C_8 alkyl.

30. The compound of any one of claims 1-10, 12, 13, and 19-26, or a pharmaceutically acceptable salt thereof, wherein R^5 is C_1-C_6 alkyl.

31. The compound of any one of claims 1-10, 12, 13, and 19-26, or a pharmaceutically acceptable salt thereof, wherein R^5 is C_1-C_3 alkyl.

32. The compound of any one of claims 1-10, 12, 13, and 19-26, or a pharmaceutically acceptable salt thereof, wherein R^5 is $-CH_3$, $-CH_2CH_3$, $-(CH_2)_2CH_3$, $-CH(CH_3)_2$, $-(CH_2)_3CH_3$, $-C(CH_3)_3$, or $-C(CH_3)_2CH_2CH_3$.

33. The compound of any one of claims 1-10, 12, 13, and 19-26, or a pharmaceutically acceptable salt thereof, wherein R^5 is $-CH_3$, $-CH_2CH_3$, $-(CH_2)_2CH_3$, $-CH(CH_3)_2$, $-(CH_2)_3CH_3$, or $-C(CH_3)_3$.

34. The compound of any one of claims 1-10, 12, 13, and 19-26, or pharmaceutically acceptable salt thereof, wherein R^5 is $-CH_3$ or $-CH(CH_3)_2$.

35. The compound of any one of claims 1-4, 6, 7, 9, 10, 12, and 19-34, or pharmaceutically acceptable salt thereof, wherein R^4 and R^5 are the same.

36. The compound of any one of claims 1-4, 6, 7, 9, 10, 12, and 19-34, or pharmaceutically acceptable salt thereof, wherein R⁴ and R⁵ are different.
37. The compound of any one of claims 1-4, 6, 7, 9, 10, 12, and 19-34, or pharmaceutically acceptable salt thereof, wherein R⁴ is C₁-C₈ alkyl and R⁵ is C₁-C₈ alkyl.
38. The compound of any one of claims 1-4, 6, 7, 9, 10, 12, and 19-34, or pharmaceutically acceptable salt thereof, wherein R⁴ is -CH₃ or -CH(CH₃)₂ and R⁵ is -CH₃ or -CH(CH₃)₂.
39. The compound of any one of claims 1-4, 6, 7, 9, 10, 12, and 19-34, or pharmaceutically acceptable salt thereof, wherein R⁴ is -CH₃ and R⁵ is -CH₃.
40. The compound of any one of claims 1-4, 6, 7, 9, 10, 12, and 19-34, or pharmaceutically acceptable salt thereof, wherein R⁴ is -CH(CH₃)₂ and R⁵ is -CH(CH₃)₂.
41. The compound of any one of claims 1-4 and 17, or a pharmaceutically acceptable salt thereof, wherein R⁶ is H.
42. The compound of any one of claims 1-4 and 17, or a pharmaceutically acceptable salt thereof, wherein R⁶ is C₁-C₆ alkyl.
43. The compound of any one of claims 1-4 and 17, or pharmaceutically acceptable salt thereof, wherein R⁶ is -CH₃, -CH₂CH₃, -(CH₂)₂CH₃, -CH(CH₃)₂, -(CH₂)₃CH₃, or -C(CH₃)₃.
44. The compound of any one of claims 1-4 and 17, or pharmaceutically acceptable salt thereof, wherein R⁶ is C₁-C₆ alkoxy.
45. The compound of any one of claims 1-4 and 17, or a pharmaceutically acceptable salt thereof, wherein R⁶ is C₆-C₁₀ aryl.
46. The compound of any one of claims 1-4 and 17, or a pharmaceutically acceptable salt thereof, wherein R⁶ is phenyl.

47. The compound of any one of claims 1-46, or a pharmaceutically acceptable salt thereof, wherein R^7 is C_1 - C_{20} alkyl, C_2 - C_8 alkenyl, C_3 - C_8 carbocyclyl, C_6 - C_{10} aryl, 4 to 6 membered heterocyclyl containing 1, 2, or 3 heteroatoms selected from N, O, and S or 5 to 6 membered heteroaryl containing 1, 2, or 3 heteroatoms selected from N, O, and S; wherein C_1 - C_{20} alkyl, C_3 - C_8 carbocyclyl, C_6 - C_{10} aryl, 4 to 6 membered heterocyclyl, or 5 to 6 membered heteroaryl of R^7 are each optionally substituted with one, two, or three substituents independently selected from the group consisting of C_1 - C_8 alkyl, halogen, cyano, carbonyl, $-N_3$, $-OR^8$, $-NR^9R^{10}$, $-OP(=O)(OH)_2$, $-OP(=O)(OR^8)_2$, C_3 - C_8 carbocyclyl, 4 to 6 membered heterocyclyl containing 1, 2, or 3 heteroatoms selected from N, O, and S, 5 to 6 membered heteroaryl containing 1, 2, or 3 heteroatoms selected from N, O, and S, and phenyl; wherein substituent C_3 - C_8 carbocyclyl of R^7 is optionally substituted with one, two, or three substituents independently selected from C_1 - C_8 alkyl, halogen, $-CF_3$, cyano, $-CH_2CN$, and phenyl, wherein substituent 4 to 6 membered heterocyclyl of R^7 is optionally substituted with one, two, or three substituents independently selected from carbonyl and C_1 - C_6 alkyl, and wherein substituent phenyl of R^7 is optionally substituted with one, two or three substituents independently selected from halo, cyano, C_1 - C_6 alkyl, and OR^8 .

48. The compound of any one of claims 1-46, or a pharmaceutically acceptable salt thereof, wherein R^7 is C_1 - C_8 alkyl, C_3 - C_8 carbocyclyl, C_6 - C_{10} aryl, 4 to 6 membered heterocyclyl containing 1, 2, or 3 heteroatoms selected from N, O, and S or 5 to 6 membered heteroaryl containing 1, 2, or 3 heteroatoms selected from N, O, and S; wherein C_1 - C_8 alkyl, C_3 - C_8 carbocyclyl, C_6 - C_{10} aryl, 4 to 6 membered heterocyclyl, and 5 to 6 membered heteroaryl of R^7 are each optionally substituted with one, two, or three substituents independently selected from the group consisting of $-OR^8$, $-OP(=O)(OH)_2$, C_3 - C_8 carbocyclyl and phenyl; wherein phenyl is optionally substituted with one, two, or three substituents independently selected from halo, cyano, and C_1 - C_6 alkyl.

49. The compound of any one of claims 1-46, or a pharmaceutically acceptable salt thereof, wherein R^7 is C_1 - C_8 alkyl, C_3 - C_8 carbocyclyl, C_6 - C_{10} aryl, 4 to 6 membered heterocyclyl containing 1, 2, or 3 heteroatoms selected from N, O, and S or 5 to 6 membered heteroaryl containing 1, 2, or 3 heteroatoms selected from N, O, and S; wherein C_1 - C_8 alkyl is optionally substituted with one, two, or three substituents independently selected from the group consisting of $-OR^8$, $-OP(=O)(OH)_2$, C_3 - C_8 carbocyclyl and phenyl.

50. The compound of any one of claims 1-46, or pharmaceutically acceptable salt thereof, wherein R^7 is C₁-C₈ alkyl, C₂-C₈ alkenyl, or C₂-C₈ alkynyl; wherein C₁-C₈ alkyl, C₂-C₈ alkenyl, or C₂-C₈ alkynyl are each, independently, optionally substituted with one, two, or three substituents independently selected from the group consisting of halogen, cyano, -N₃, -OR⁸, -NR⁹R¹⁰, -OP(=O)(OH)₂, C₃-C₈ carbocyclyl and phenyl; wherein phenyl is optionally substituted with one, two or three substituents independently selected from halo, cyano, and C₁-C₆ alkyl;

51. The compound of any one of claims 1-46, or a pharmaceutically acceptable salt thereof, wherein R^7 is C₁-C₈ alkyl optionally substituted with one, two, or three substituents independently selected from the group consisting of halogen, cyano, -N₃, -OR⁸, -NR⁹R¹⁰, -OP(=O)(OH)₂, C₃-C₈ carbocyclyl and phenyl; wherein phenyl is optionally substituted with one, two or three substituents independently selected from halo, cyano, and C₁-C₆ alkyl.

52. The compound of any one of claims 1-46, or a pharmaceutically acceptable salt thereof, wherein R^7 is C₁-C₆ alkyl optionally substituted with one, two, or three substituents independently selected from the group consisting of halogen, cyano, -N₃, -OR⁸, -NR⁹R¹⁰, -OP(=O)(OH)₂, C₃-C₈ carbocyclyl and phenyl; wherein phenyl is optionally substituted with one, two or three substituents independently selected from halo, cyano, and C₁-C₆ alkyl.

53. The compound of any one of claims 1-46, or a pharmaceutically acceptable salt thereof, wherein R^7 is C₁-C₈ alkyl optionally substituted with one substituents selected from the group consisting of -OR⁸, -OP(=O)(OH)₂, C₃-C₈ carbocyclyl and phenyl.

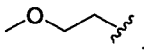
54. The compound of any one of claims 1-46, or a pharmaceutically acceptable salt thereof, wherein R^7 is C₁-C₆ alkyl optionally substituted with one substituents selected from the group consisting of -OR⁸, -OP(=O)(OH)₂, C₃-C₈ carbocyclyl and phenyl.

55. The compound of any one of claims 1-46, or a pharmaceutically acceptable salt thereof, wherein R^7 is C₁-C₈ alkyl substituted with halogen.

56. The compound of any one of claims 1-46, or a pharmaceutically acceptable salt thereof, wherein R^7 is C₁-C₈ alkyl substituted with -OR⁸.

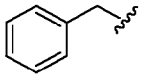
57. The compound of any one of claims 1-46, or a pharmaceutically acceptable salt thereof, wherein R^7 is C₂-C₄ alkyl substituted with -OR⁸.

58. The compound of any one of claims 1-46, or a pharmaceutically acceptable salt thereof, wherein R^7 is C₂-C₄ alkyl substituted with -OCH₃.

59. The compound of any one of claims 1-46, or a pharmaceutically acceptable salt thereof, wherein R^7 is .

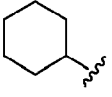
60. The compound of any one of claims 1-46, or a pharmaceutically acceptable salt thereof, wherein R^7 is C₁-C₈ alkyl substituted with phenyl.

61. The compound of any one of claims 1-46, or a pharmaceutically acceptable salt thereof, wherein R^7 is C₁-C₄ alkyl substituted with phenyl.

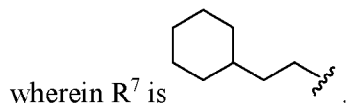
62. The compound of any one of claims 1-46, or a pharmaceutically acceptable salt thereof, wherein R^7 is .

63. The compound of any one of claims 1-46, or a pharmaceutically acceptable salt thereof, wherein R^7 is C₁-C₈ alkyl substituted with C₃-C₈ carbocyclyl.

64. The compound of any one of claims 1-46, or a pharmaceutically acceptable salt thereof, wherein R^7 is C₂-C₄ alkyl substituted with C₄-C₇ carbocyclyl.

65. The compound of any one of claims 1-46, or a pharmaceutically acceptable salt thereof, wherein R^7 is C₂-C₄ alkyl substituted with .

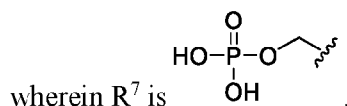
66. The compound of any one of claims 1-46, or a pharmaceutically acceptable salt thereof,



67. The compound of any one of claims 1-46, or a pharmaceutically acceptable salt thereof, wherein R⁷ is C₁-C₈ alkyl substituted with -OP(=O)(OH)₂.

68. The compound of any one of claims 1-46, or a pharmaceutically acceptable salt thereof, wherein R⁷ is C₁-C₄ alkyl substituted with -OP(=O)(OH)₂.

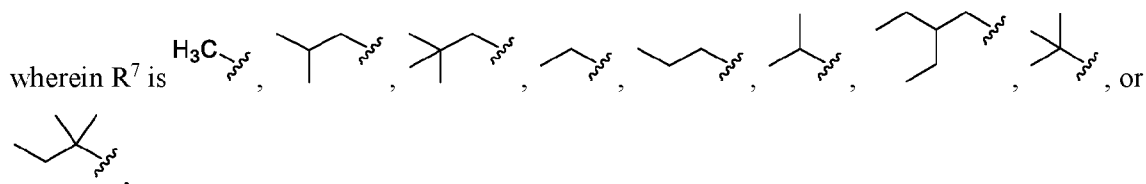
69. The compound of any one of claims 1-46, or a pharmaceutically acceptable salt thereof,



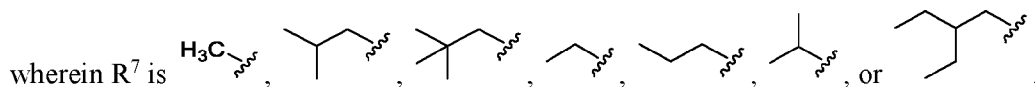
70. The compound of any one of claims 1-46, or a pharmaceutically acceptable salt thereof, wherein R⁷ is C₁-C₈ alkyl.

71. The compound of any one of claims 1-46, or a pharmaceutically acceptable salt thereof, wherein R⁷ is C₁-C₆ alkyl.

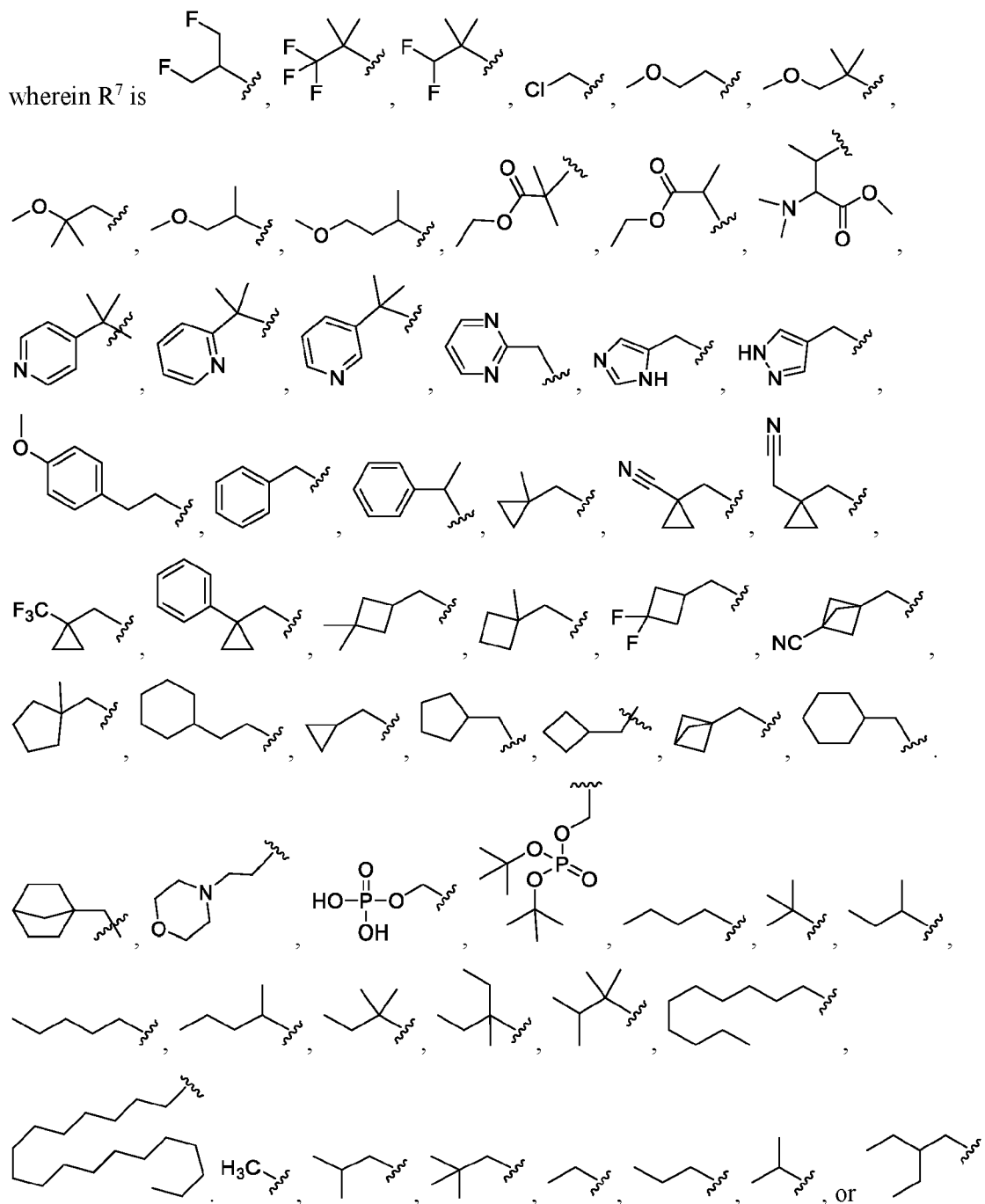
72. The compound of any one of claims 1-46, or a pharmaceutically acceptable salt thereof,



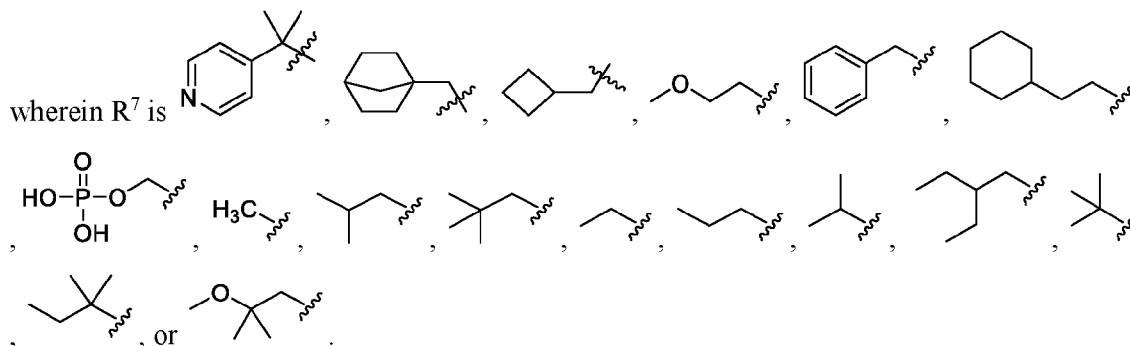
73. The compound of any one of claims 1-46, or a pharmaceutically acceptable salt thereof,



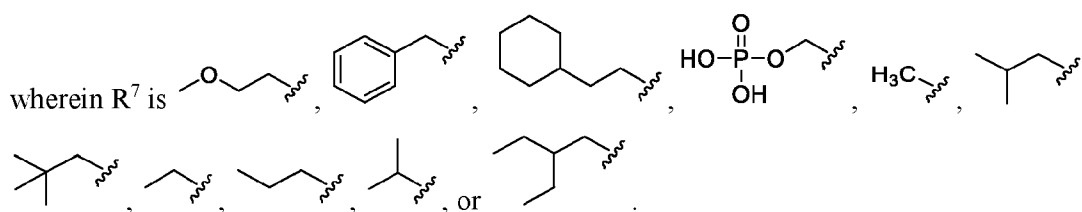
74. The compound of any one of claims 1-46, or a pharmaceutically acceptable salt thereof,



75. The compound of any one of claims 1-46, or a pharmaceutically acceptable salt thereof,



76. The compound of any one of claims 1-46, or a pharmaceutically acceptable salt thereof,

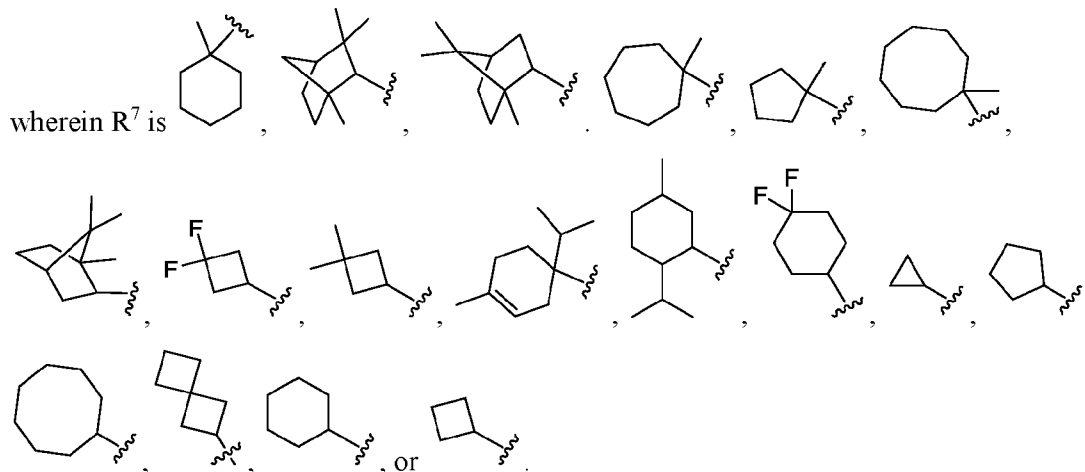


77. The compound of any one of claims 1-46, or a pharmaceutically acceptable salt thereof, wherein R^7 is C₃-C₈ carbocyclyl optionally substituted with one, two, or three substituents independently selected from the group consisting of halogen, cyano, -N₃, -OR⁸, -NR⁹R¹⁰, -OP(=O)(OH)₂, C₃-C₈ carbocyclyl and phenyl; wherein phenyl is optionally substituted with one, two or three substituents independently selected from halo, cyano, and C₁-C₆ alkyl.

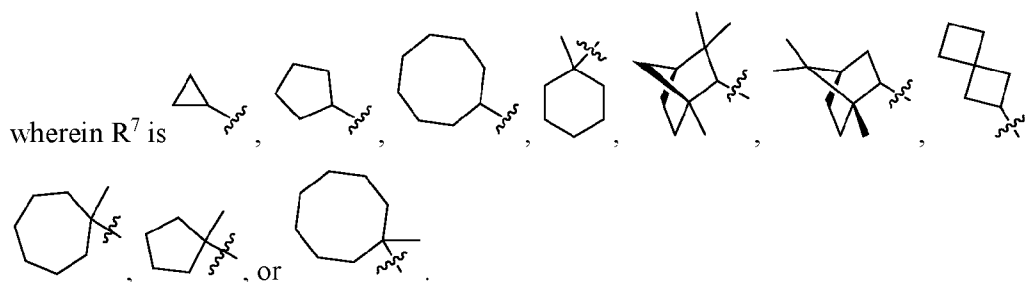
78. The compound of any one of claims 1-46, or a pharmaceutically acceptable salt thereof, wherein R^7 is C₃-C₈ carbocyclyl optionally substituted with one, two, or three substituents independently selected from the group consisting of halogen, cyano, -N₃, -OR⁸, -NR⁹R¹⁰, -OP(=O)(OH)₂, C₃-C₈ carbocyclyl and phenyl.

79. The compound of any one of claims 1-46, or a pharmaceutically acceptable salt thereof, wherein R^7 is C₃-C₈ carbocyclyl optionally substituted with one, two, or three substituents independently selected from the group consisting of -OR⁸, -NR⁹R¹⁰, C₃-C₈ carbocyclyl and phenyl.

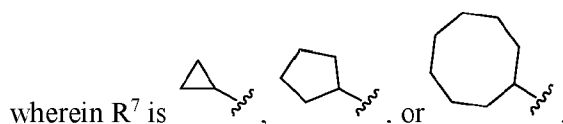
80. The compound of any one of claims 1-46, or a pharmaceutically acceptable salt thereof,



81. The compound of any one of claims 1-46, or a pharmaceutically acceptable salt thereof,



82. The compound of any one of claims 1-46, or a pharmaceutically acceptable salt thereof,



83. The compound of any one of claims 1-46, or a pharmaceutically acceptable salt thereof,

wherein R^7 is C₆-C₁₀ aryl optionally substituted with one, two, or three substituents independently selected from the group consisting of C₁-C₈ alkyl, halogen, cyano, -N₃, -OR⁸, -NR⁹R¹⁰, -OP(=O)(OH)₂, C₃-C₈ carbocyclyl and phenyl; wherein substituent phenyl of R^7 is optionally substituted with one, two or three substituents independently selected from halo, cyano, and C₁-C₆ alkyl.

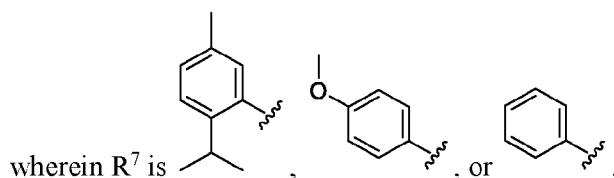
84. The compound of any one of claims 1-46, or a pharmaceutically acceptable salt thereof, wherein R^7 is C₆-C₁₀ aryl optionally substituted with one, two, or three substituents independently selected from the group consisting of halogen, cyano, -N₃, -OR⁸, -NR⁹R¹⁰, -OP(=O)(OH)₂, C₃-C₈ carbocyclyl and phenyl; wherein phenyl is optionally substituted with one, two or three substituents independently selected from halo, cyano, and C₁-C₆ alkyl.

85. The compound of any one of claims 1-46, or a pharmaceutically acceptable salt thereof, wherein R^7 is C₆-C₁₀ aryl optionally substituted with one, two, or three substituents independently selected from the group consisting of halogen, cyano, -N₃, -OR⁸, -NR⁹R¹⁰, -OP(=O)(OH)₂, C₃-C₈ carbocyclyl and phenyl.

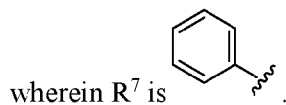
86. The compound of any one of claims 1-46, or a pharmaceutically acceptable salt thereof, wherein R^7 is phenyl or naphthyl optionally substituted with one, two, or three substituents independently selected from the group consisting of halogen, cyano, -N₃, -OR⁸, -NR⁹R¹⁰, -OP(=O)(OH)₂, C₃-C₈ carbocyclyl and phenyl.

87. The compound of any one of claims 1-46, or a pharmaceutically acceptable salt thereof, wherein R^7 is phenyl optionally substituted with one, two, or three substituents independently selected from the group consisting of halogen, cyano, -N₃, -OR⁸, -NR⁹R¹⁰, -OP(=O)(OH)₂, C₃-C₈ carbocyclyl and phenyl.

88. The compound of any one of claims 1-46, or a pharmaceutically acceptable salt thereof,



89. The compound of any one of claims 1-46, or a pharmaceutically acceptable salt thereof,



90. The compound of any one of claims 1-46, or a pharmaceutically acceptable salt thereof, wherein R^7 is 4 to 6 membered heterocyclyl containing 1, 2, or 3 heteroatoms selected from N, O, and S optionally substituted with one, two, or three substituents independently selected from the group consisting of halogen, cyano, $-N_3$, $-OR^8$, $-NR^9R^{10}$, $-OP(=O)(OH)_2$, C_3 - C_8 carbocyclyl and phenyl; wherein phenyl is optionally substituted with one, two or three substituents independently selected from halo, cyano, and C_1 - C_6 alkyl.

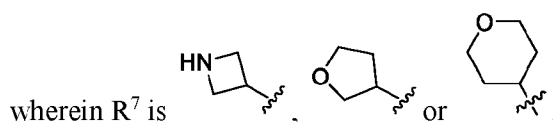
91. The compound of any one of claims 1-46, or a pharmaceutically acceptable salt thereof, wherein R^7 is 4 to 6 membered heterocyclyl containing 1, 2, or 3 heteroatoms selected from N, O, and S optionally substituted with one, two, or three substituents independently selected from the group consisting of halogen, cyano, $-N_3$, $-OR^8$, $-NR^9R^{10}$, $-OP(=O)(OH)_2$, C_3 - C_8 carbocyclyl and phenyl.

92. The compound of any one of claims 1-46, or a pharmaceutically acceptable salt thereof, wherein R^7 is 6 membered heterocyclyl containing 1, 2, or 3 heteroatoms selected from N, O, and S optionally substituted with one, two, or three substituents independently selected from the group consisting of halogen, cyano, $-N_3$, $-OR^8$, $-NR^9R^{10}$, $-OP(=O)(OH)_2$, C_3 - C_8 carbocyclyl and phenyl.

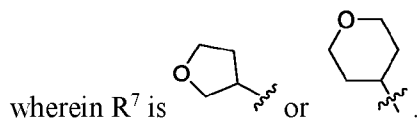
93. The compound of any one of claims 1-46, or a pharmaceutically acceptable salt thereof, wherein R^7 is 5 membered heterocyclyl containing 1, 2, or 3 heteroatoms selected from N, O, and S optionally substituted with one, two, or three substituents independently selected from the group consisting of halogen, cyano, $-N_3$, $-OR^8$, $-NR^9R^{10}$, $-OP(=O)(OH)_2$, C_3 - C_8 carbocyclyl and phenyl.

94. The compound of any one of claims 1-46, or a pharmaceutically acceptable salt thereof, wherein R^7 is 5 membered heterocyclyl containing 1, 2, or 3 heteroatoms selected from N, O, and S.

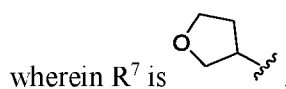
95. The compound of any one of claims 1-46, or a pharmaceutically acceptable salt thereof,



96. The compound of any one of claims 1-46, or a pharmaceutically acceptable salt thereof,



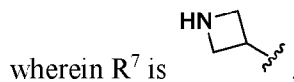
97. The compound of any one of claims 1-46, or a pharmaceutically acceptable salt thereof,



98. The compound of any one of claims 1-46, or a pharmaceutically acceptable salt thereof, wherein R⁷ is 4 membered heterocyclyl containing 1, 2, or 3 heteroatoms selected from N, O, and S optionally substituted with one, two, or three substituents independently selected from the group consisting of halogen, cyano, -N₃, -OR⁸, -NR⁹R¹⁰, -OP(=O)(OH)₂, C₃-C₈ carbocyclyl and phenyl.

99. The compound of any one of claims 1-46, or a pharmaceutically acceptable salt thereof, wherein R⁷ is 4 membered heterocyclyl containing 1, 2, or 3 heteroatoms selected from N, O, and S.

100. The compound of any one of claims 1-46, or a pharmaceutically acceptable salt thereof,



101. The compound of any one of claims 1-46, or a pharmaceutically acceptable salt thereof, wherein R⁷ is 5 to 6 membered heteroaryl containing 1, 2, or 3 heteroatoms selected from N, O, and S optionally substituted with one, two, or three substituents independently selected from the group consisting of halogen, cyano, -N₃, -OR⁸, -NR⁹R¹⁰, -OP(=O)(OH)₂, C₃-C₈ carbocyclyl and phenyl; wherein phenyl is optionally substituted with one, two or three substituents independently selected from halo, cyano, and C₁-C₆ alkyl.

102. The compound of any one of claims 1-46, or a pharmaceutically acceptable salt thereof, wherein R⁷ is 5 to 6 membered heteroaryl containing 1, 2, or 3 heteroatoms selected from N, O, and S optionally substituted with one, two, or three substituents independently selected from the

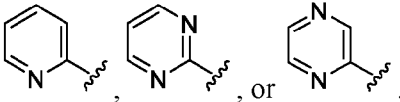
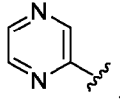
group consisting of halogen, cyano, $-N_3$, $-OR^8$, $-NR^9R^{10}$, $-OP(=O)(OH)_2$, C₃-C₈ carbocyclyl and phenyl.

103. The compound of any one of claims 1-46, or a pharmaceutically acceptable salt thereof, wherein R⁷ is 5 membered heteroaryl containing 1, 2, or 3 heteroatoms selected from N, O, and S optionally substituted with one, two, or three substituents independently selected from the group consisting of halogen, cyano, $-N_3$, $-OR^8$, $-NR^9R^{10}$, $-OP(=O)(OH)_2$, C₃-C₈ carbocyclyl and phenyl.

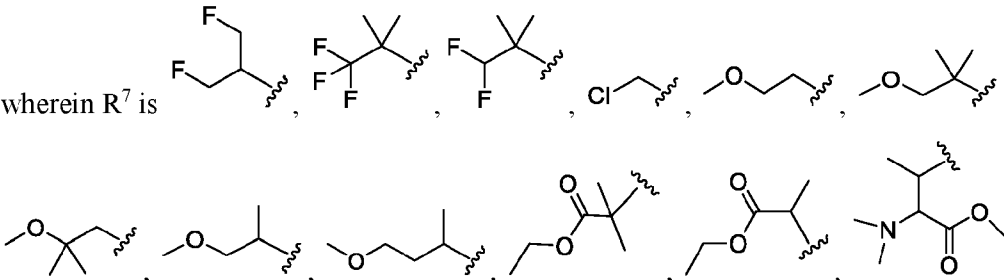
104. The compound of any one of claims 1-46, or a pharmaceutically acceptable salt thereof, wherein R⁷ is 6 membered heteroaryl containing 1, 2, or 3 heteroatoms selected from N, O, and S optionally substituted with one, two, or three substituents independently selected from the group consisting of halogen, cyano, $-N_3$, $-OR^8$, $-NR^9R^{10}$, $-OP(=O)(OH)_2$, C₃-C₈ carbocyclyl and phenyl.

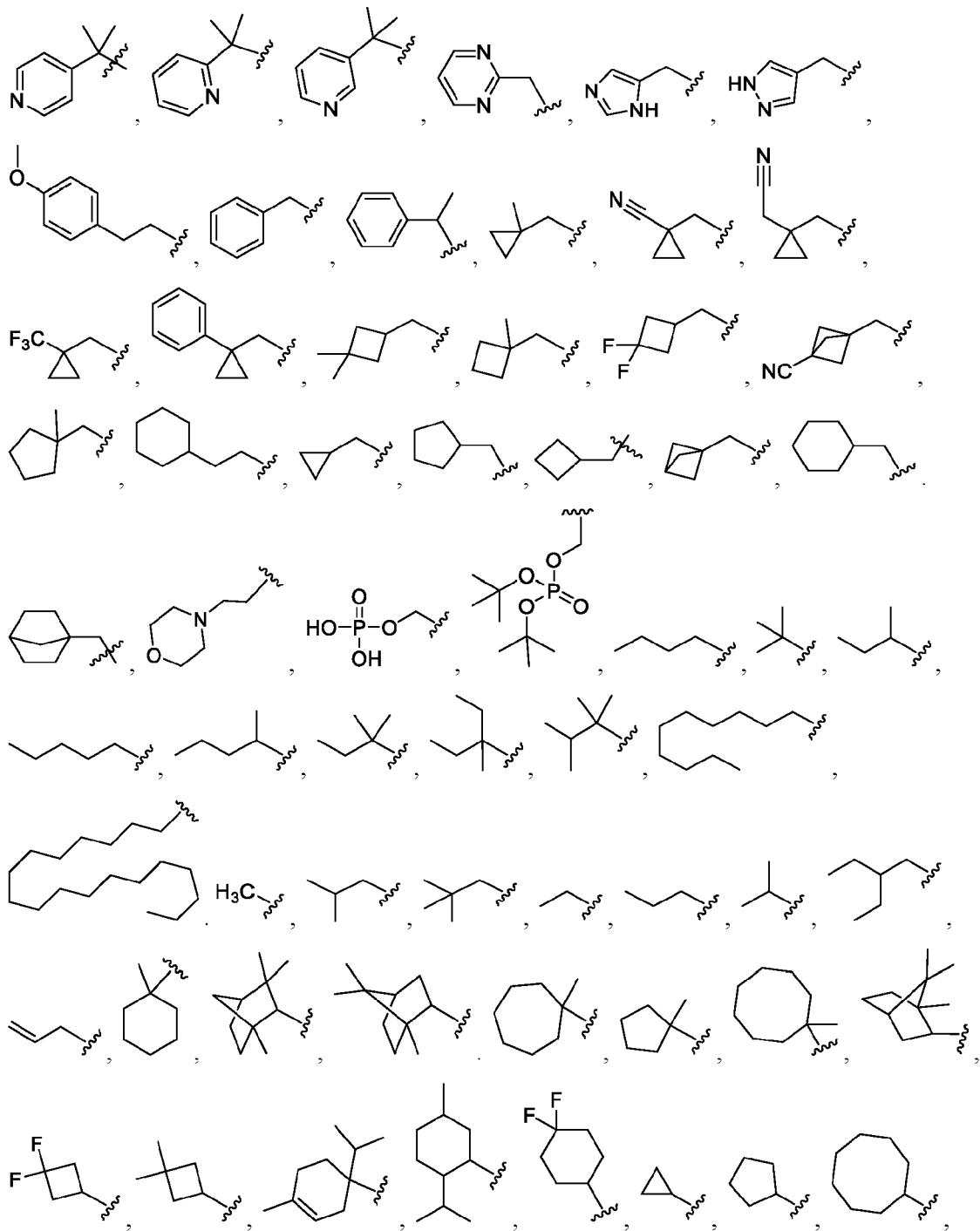
105. The compound of any one of claims 1-46, or a pharmaceutically acceptable salt thereof, wherein R⁷ is 6 membered heteroaryl containing 1, 2, or 3 heteroatoms selected from N, O, and S optionally substituted with one, two, or three substituents independently selected from the group consisting of halogen, cyano, and $-NR^9R^{10}$.

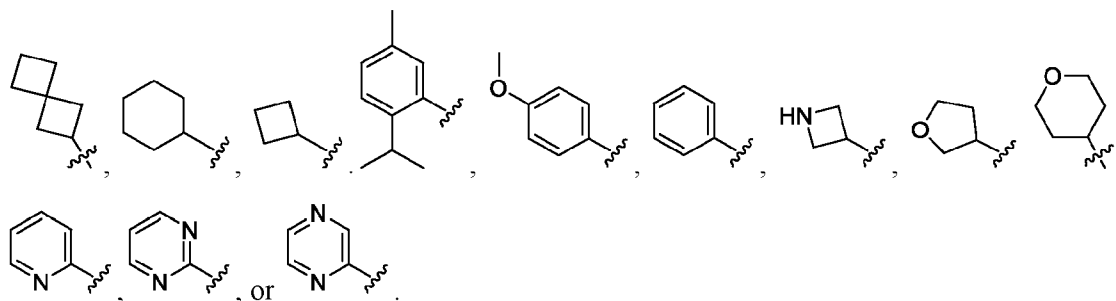
106. The compound of any one of claims 1-46, or a pharmaceutically acceptable salt thereof,

wherein R⁷ is  , or  .

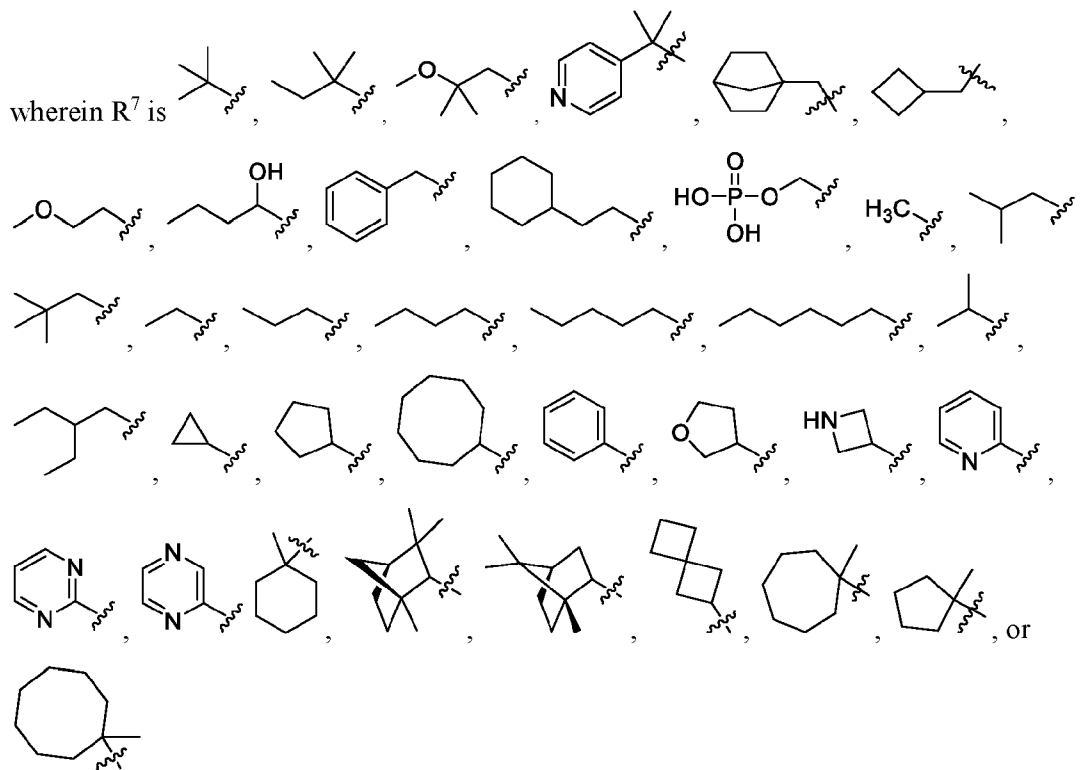
107. The compound of any one of claims 1-46, or a pharmaceutically acceptable salt thereof,

wherein R⁷ is  ,

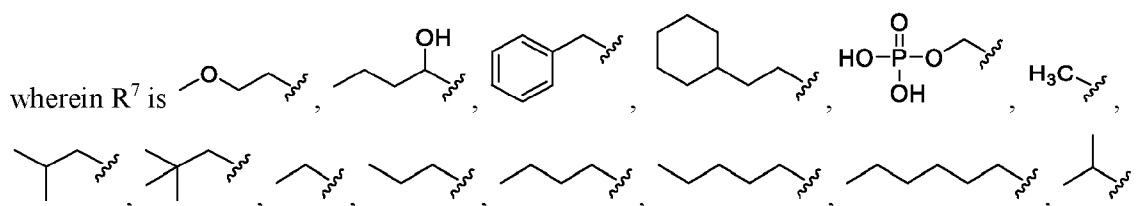


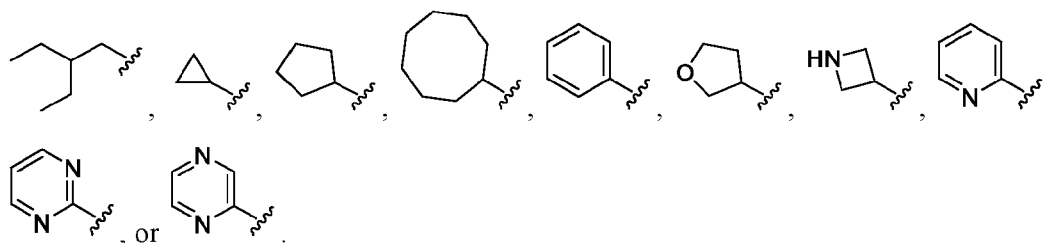


108. The compound of any one of claims 1-46, or a pharmaceutically acceptable salt thereof,

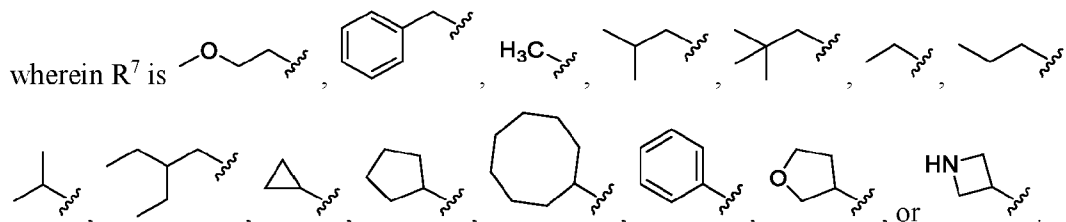


109. The compound of any one of claims 1-46, or a pharmaceutically acceptable salt thereof,





110. The compound of any one of claims 1-46, or a pharmaceutically acceptable salt thereof,



111. The compound of any one of claims 1-54, 56, 57, 77-79, 83-87, 90-93, 98, and 101-104, or a pharmaceutically acceptable salt thereof, wherein R⁸ is H.

112. The compound of any one of claims 1-54, 56, 57, 77-79, 83-87, 90-93, 98, and 101-104, or a pharmaceutically acceptable salt thereof, wherein R⁸ is C₁-C₆ alkyl.

113. The compound of any one of claims 1-54, 56, 57, 77-79, 83-87, 90-93, 98, and 101-104, or a pharmaceutically acceptable salt thereof, wherein R⁸ is -CH₃.

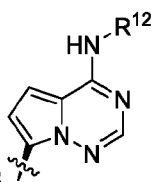
114. The compound of any one of claims 1-54, 56, 57, 77-79, 83-87, 90-93, 98, and 101-104, or a pharmaceutically acceptable salt thereof, wherein R⁸ is C₁-C₆ haloalkyl.

115. The compound of any one of claims 1-54, 56, 57, 77-79, 83-87, 90-93, 98, and 101-104, or a pharmaceutically acceptable salt thereof, wherein R⁸ is C₃-C₆ cycloalkyl.

116. The compound of any one of claims 1-47, 50-52, 77-79, 83-87, 90-93, 98, 101-105, and 111-115, or a pharmaceutically acceptable salt thereof, wherein R⁹ is H.

117. The compound of any one of claims 1-47, 50-52, 77-79, 83-87, 90-93, 98, 101-105, and 111-115, or a pharmaceutically acceptable salt thereof, wherein R⁹ is C₁-C₆ alkyl.

118. The compound of any one of claims 1-47, 50-52, 77-79, 83-87, 90-93, 98, 101-105, and 111-115, or a pharmaceutically acceptable salt thereof, wherein R⁹ is -CH₃.
119. The compound of any one of claims 1-47, 50-52, 77-79, 83-87, 90-93, 98, 101-105, and 111-115, or a pharmaceutically acceptable salt thereof, wherein R⁹ is C₁-C₆ haloalkyl.
120. The compound of any one of claims 1-47, 50-52, 77-79, 83-87, 90-93, 98, 101-105, and 111-115, or a pharmaceutically acceptable salt thereof, wherein R⁹ is C₃-C₆ cycloalkyl.
121. The compound of any one of claims 1-47, 50-52, 77-79, 83-87, 90-93, 98, 101-105, and 111-120, or a pharmaceutically acceptable salt thereof, wherein R¹⁰ is H.
122. The compound of any one of claims 1-47, 50-52, 77-79, 83-87, 90-93, 98, 101-105, and 111-120, or a pharmaceutically acceptable salt thereof, wherein R¹⁰ is C₁-C₆ alkyl.
123. The compound of any one of claims 1-47, 50-52, 77-79, 83-87, 90-93, 98, 101-105, and 111-120, or a pharmaceutically acceptable salt thereof, wherein R¹⁰ is -CH₃.
124. The compound of any one of claims 1-47, 50-52, 77-79, 83-87, 90-93, 98, 101-105, and 111-120, or a pharmaceutically acceptable salt thereof, wherein R¹⁰ is C₁-C₆ haloalkyl.
125. The compound of any one of claims 1-47, 50-52, 77-79, 83-87, 90-93, 98, 101-105, and 111-120, or a pharmaceutically acceptable salt thereof, wherein R¹⁰ is C₃-C₆ cycloalkyl.
126. The compound of any one of claims 1-125, or a pharmaceutically acceptable salt thereof,



wherein Base is

127. The compound of any one of claims 1-126, or a pharmaceutically acceptable salt thereof, wherein R¹² is H.

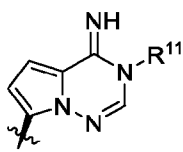
128. The compound of any one of claims 1-126, or a pharmaceutically acceptable salt thereof, wherein R^{12} is C₁-C₆ alkyl.
129. The compound of any one of claims 1-126, or a pharmaceutically acceptable salt thereof, wherein R^{12} is -C(=O) R^{13} .
130. The compound of any one of claims 1-126, or a pharmaceutically acceptable salt thereof, wherein R^{12} is -C(=O)OR¹³.
131. The compound of any one of claims 1-126, 129, and 130, or a pharmaceutically acceptable salt thereof, wherein R^{13} is H.
132. The compound of any one of claims 1-126, 129, and 130, or a pharmaceutically acceptable salt thereof, wherein R^{13} is C₁-C₈ alkyl optionally substituted with one, two, or three substituents independently selected from halogen, cyano, and phenyl; wherein phenyl is optionally substituted with -OP(=O)(OH)(OR¹⁴).
133. The compound of any one of claims 1-126, 129, and 130, or a pharmaceutically acceptable salt thereof, wherein R^{13} is C₁-C₈ alkyl optionally substituted with one, two, or three substituents independently selected from halogen, cyano, and phenyl.
134. The compound of any one of claims 1-126, 129, and 130, or a pharmaceutically acceptable salt thereof, wherein R^{13} is C₁-C₈ alkyl.
135. The compound of any one of claims 1-126, 129, and 130, or a pharmaceutically acceptable salt thereof, wherein R^{13} is -CH₃, -CH₂CH₃, -(CH₂)₂CH₃, -CH(CH₃)₂, -(CH₂)₃CH₃, or -C(CH₃)₃.
136. The compound of any one of claims 1-126, 129, and 130, or a pharmaceutically acceptable salt thereof, wherein R^{13} is -CH₂CH(CH₃)₂ or -(CH₂)₂CH₃.

137. The compound of any one of claims 1-126, or a pharmaceutically acceptable salt thereof, wherein R¹² is -C(=O)(CH₂)₂CH₃.

138. The compound of any one of claims 1-126, or a pharmaceutically acceptable salt thereof, wherein R¹² is -C(=O)OCH₂CH(CH₃)₂.

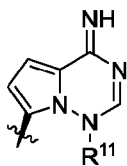
139. The compound of any one of claims 1-126, or a pharmaceutically acceptable salt thereof, wherein R¹² is -C(=O)OCH₂CH(CH₃)₂ or -C(=O)(CH₂)₂CH₃.

140. The compound of any one of claims 1-125, or a pharmaceutically acceptable salt thereof,



wherein Base is

141. The compound of any one of claims 1-125, or a pharmaceutically acceptable salt thereof,



wherein Base is

142. The compound of any one of claims 1-125, 140, and 141, or a pharmaceutically acceptable salt thereof, wherein R¹¹ is C₁-C₃ alkyl substituted with -OP(=O)(OH)(OR¹⁴).

143. The compound of any one of claims 1-125, 140, and 141, or a pharmaceutically acceptable salt thereof, wherein R¹¹ is -(CH₂)OP(=O)(OH)(OR¹⁴).

144. The compound of any one of claims 1-125 and 140-143, or a pharmaceutically acceptable salt thereof, wherein R¹⁴ is H.

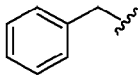
145. The compound of any one of claims 1-125 and 140-143, or a pharmaceutically acceptable salt thereof, wherein R¹⁴ is H or C₁-C₈ alkyl; wherein C₁-C₈ alkyl of R¹⁴ is optionally substituted with one, two or three substituents independently selected from the group consisting of halogen, cyano, and phenyl.

146. The compound of any one of claims 1-125 and 140-143, or a pharmaceutically acceptable salt thereof, wherein R¹⁴ is C₁-C₈ alkyl optionally substituted with one, two or three substituents independently selected from the group consisting of halogen, cyano, and phenyl.

147. The compound of any one of claims 1-125 and 140-143, or a pharmaceutically acceptable salt thereof, wherein R¹⁴ is C₁-C₃ alkyl optionally substituted with one, two or three substituents independently selected from the group consisting of halogen, cyano, and phenyl.

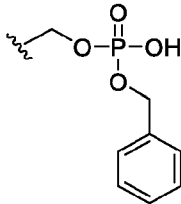
148. The compound of any one of claims 1-125 and 140-143, or a pharmaceutically acceptable salt thereof, wherein R¹⁴ is C₁-C₃ alkyl substituted with one phenyl.

149. The compound of any one of claims 1-125 and 140-143, or a pharmaceutically

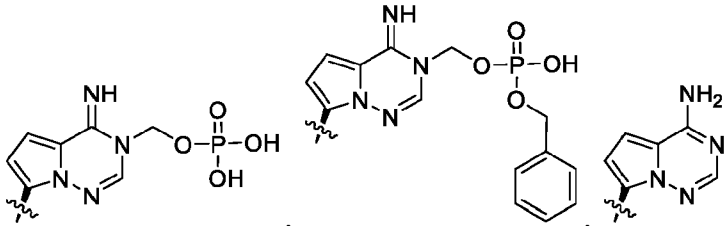
acceptable salt thereof, wherein R¹⁴ is 

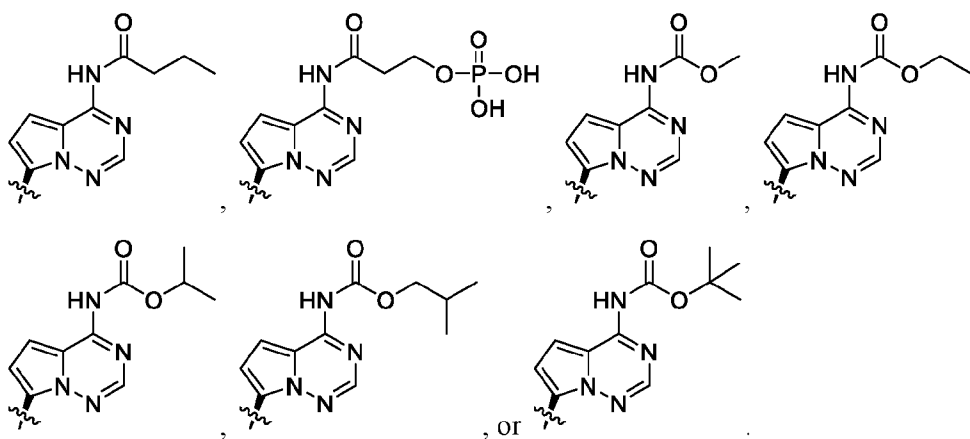
150. The compound of any one of claims 1-125, 140, and 141, or a pharmaceutically acceptable salt thereof, wherein R¹¹ is -(CH₂)OP(=O)(OH)₂.

151. The compound of any one of claims 1-125, 140, and 141, or a pharmaceutically

acceptable salt thereof, wherein R¹¹ is 

152. The compound of any one of claims 1-125, pharmaceutically acceptable salt thereof,

wherein Base is 



153. The compound of claim 1 or 2, or a pharmaceutically acceptable salt thereof, wherein R^1 is -OH, $-OC(=O)R^4$, or $-OC(=O)OR^4$;

R^2 is -OH, $-OC(=O)R^5$, or $-OC(=O)OR^5$; or

R^1 and R^2 are taken together to form $-OC(=O)O-$, $-OP(=O)(OH)O-$, or $-OCHR^6O-$;

R^3 is $-C(=O)OR^7$;

R^4 and R^5 are C_1 - C_8 alkyl;

R^7 is C_1 - C_{20} alkyl, C_2 - C_8 alkenyl, C_3 - C_8 carbocyclyl, C_6 - C_{10} aryl, 4 to 6 membered heterocyclyl containing 1, 2, or 3 heteroatoms selected from N, O, and S, or 5 to 6 membered heteroaryl containing 1, 2, or 3 heteroatoms selected from N, O, and S;

wherein C_1 - C_{20} alkyl, C_3 - C_8 carbocyclyl, or C_6 - C_{10} aryl of R^7 are each, independently, optionally substituted with one, two, or three substituents independently selected from the group consisting of C_1 - C_8 alkyl, halogen, carbonyl, $-OR^8$, $-NR^9R^{10}$, $-OP(=O)(OH)_2$, $-OP(=O)(OR^8)_2$, C_3 - C_8 carbocyclyl, 4 to 6 membered heterocyclyl containing 1, 2, or 3 heteroatoms selected from N, O, and S, 5 to 6 membered heteroaryl containing 1, 2, or 3 heteroatoms selected from N, O, and S, and phenyl;

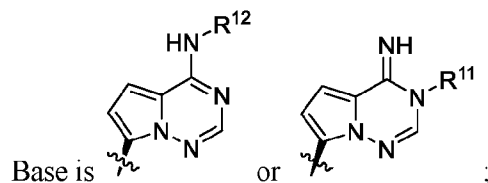
wherein substituent C_3 - C_8 carbocyclyl of R^7 is optionally substituted with one or two substituents independently selected from C_1 - C_8 alkyl, halogen, $-CF_3$, cyano, $-CH_2CN$, and phenyl,

wherein substituent 4 to 6 membered heterocyclyl of R^7 is optionally substituted two substituents independently selected from carbonyl and C_1 - C_6 alkyl, and

wherein substituent phenyl of R^7 is optionally substituted with $-OR^8$;

R^6 is C_1 - C_6 alkoxy or C_6 - C_{10} aryl;

each R⁸, R⁹, and R¹⁰ are independently C₁-C₆ alkyl;



R¹¹ is C₁-C₆ alkyl optionally substituted with -OP(=O)(OH)(OR¹⁴);

R¹² is H, -C(=O)R¹³, or -C(=O)OR¹³;

each R¹³ is independently C₁-C₈ alkyl optionally substituted with -OP(=O)(OH)(OR¹⁴);

and

each R¹⁴ is independently H or C₁-C₈ alkyl; wherein C₁-C₈ alkyl of R¹⁴ is optionally substituted with phenyl.

154. The compound of any one of claims 1-3, or a pharmaceutically acceptable salt thereof, wherein

R¹ is -OH or -OC(=O)R⁴;

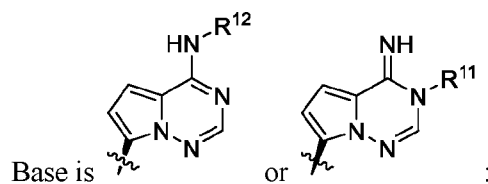
R² is -OH or -OC(=O)R⁵; or

R¹ and R² are taken together to form -OC(=O)O-;

R³ is -C(=O)OR⁷;

R⁴, R⁵, and R⁷ are each independently C₁-C₈ alkyl, C₃-C₈ carbocyclyl, C₆-C₁₀ aryl, 4 to 6 membered heterocyclyl containing 1, 2, or 3 heteroatoms selected from N, O, and S or 5 to 6 membered heteroaryl containing 1, 2, or 3 heteroatoms selected from N, O, and S; wherein C₁-C₈ alkyl of R⁷ are each, independently, optionally substituted with one substituent selected from the group consisting of C₁-C₈ alkyl, -OR⁸, -OP(=O)(OH)₂, C₃-C₈ carbocyclyl and phenyl;

each R⁸ is independently C₁-C₆ alkyl;



R¹¹ is C₁-C₆ alkyl substituted with -OP(=O)(OH)(OR¹⁴);

R¹² is H, -C(=O)R¹³ or -C(=O)OR¹³; and

R¹³ is C₁-C₈ alkyl; and

each R¹⁴ is independently H or C₁-C₈ alkyl; wherein C₁-C₈ alkyl of R¹⁴ is optionally substituted with phenyl.

155. The compound of any one of claims 1-4, or a pharmaceutically acceptable salt thereof, wherein

R^1 is $-OH$ or $-OC(=O)R^4$;

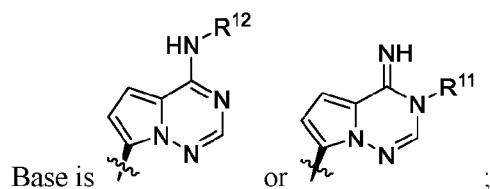
R^2 is $-OH$ or $-OC(=O)R^5$; or

R^1 and R^2 are taken together to form $-OC(=O)O-$;

R^3 is $-C(=O)OR^7$;

R^4 , R^5 , and R^7 are each independently C_1-C_8 alkyl, C_3-C_8 carbocyclyl, C_6-C_{10} aryl, 4 to 6 membered heterocyclyl containing 1, 2, or 3 heteroatoms selected from N, O, and S or 5 to 6 membered heteroaryl containing 1, 2, or 3 heteroatoms selected from N, O, and S; wherein C_1-C_8 alkyl of R^7 are each, independently, optionally substituted with one substituent selected from the group consisting of $-OR^8$, $-OP(=O)(OH)_2$, C_3-C_8 carbocyclyl and phenyl;

each R^8 is independently C_1-C_6 alkyl;



R^{11} is C_1-C_6 alkyl substituted with $-OP(=O)(OH)(OR^{14})$;

R^{12} is H, $-C(=O)R^{13}$ or $-C(=O)OR^{13}$; and

R^{13} is C_1-C_8 alkyl; and

each R^{14} is independently H or C_1-C_8 alkyl; wherein C_1-C_8 alkyl of R^{14} is optionally substituted with phenyl.

156. The compound of any one of claims 1-4, or a pharmaceutically acceptable salt thereof, wherein

R^1 is $-OH$ or $-OC(=O)R^4$;

R^2 is $-OH$ or $-OC(=O)R^5$; or

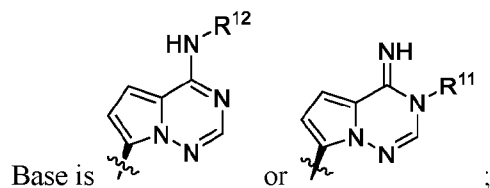
R^1 and R^2 are taken together to form $-OC(=O)O-$;

R^3 is $-C(=O)OR^7$;

R^4 , R^5 , and R^7 are each independently C_1-C_8 alkyl, C_3-C_8 carbocyclyl, C_6-C_{10} aryl, or 4 to 6 membered heterocyclyl containing 1, 2, or 3 heteroatoms selected from N, O, and S; wherein

C₁-C₈ alkyl of R⁷ are each, independently, optionally substituted with one substituent selected from the group consisting of -OR⁸ and phenyl;

each R⁸ is independently C₁-C₆ alkyl;



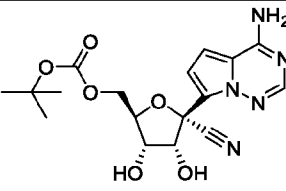
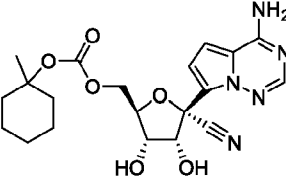
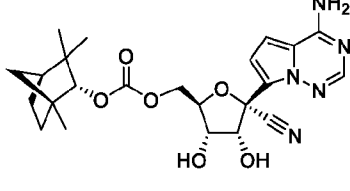
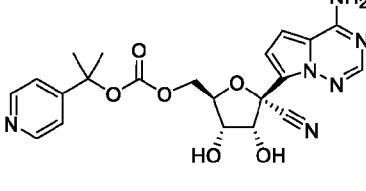
R¹¹ is C₁-C₆ alkyl substituted with -OP(=O)(OH)(OR¹⁴);

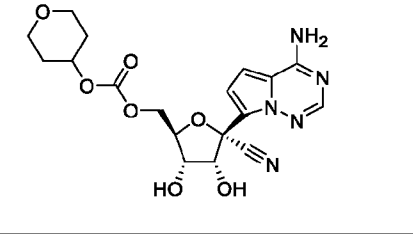
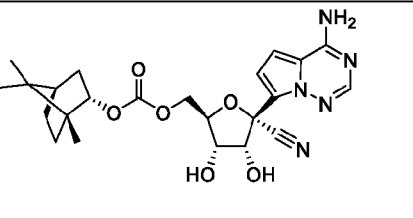
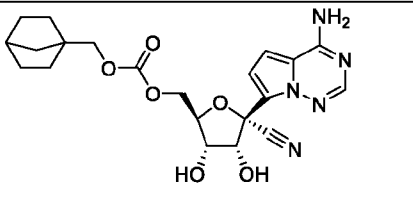
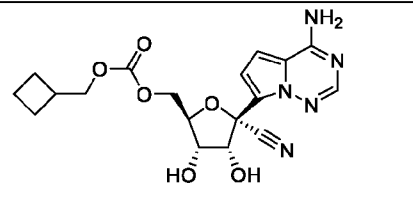
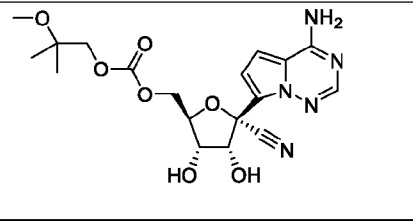
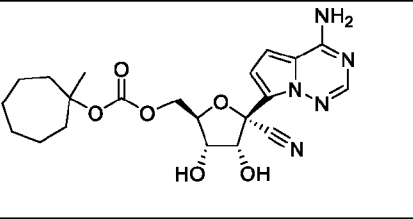
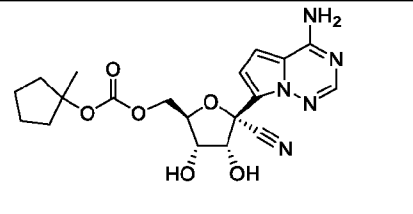
R¹² is H, -C(=O)R¹³ or -C(=O)OR¹³; and

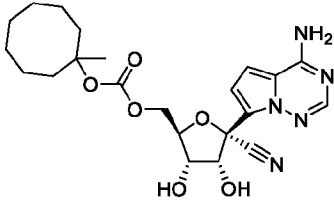
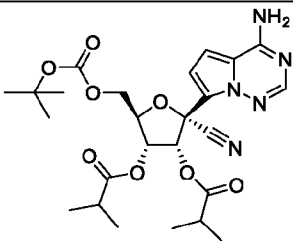
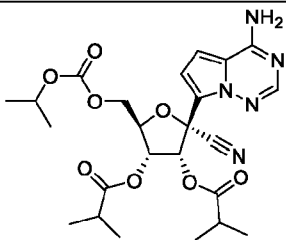
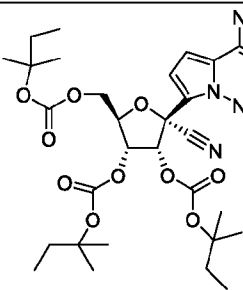
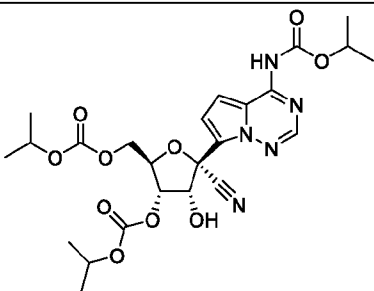
R¹³ is C₁-C₈ alkyl; and

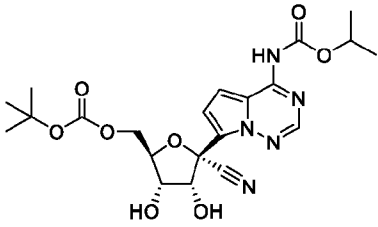
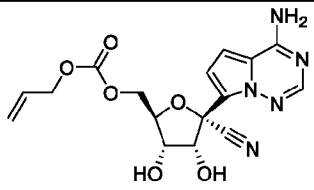
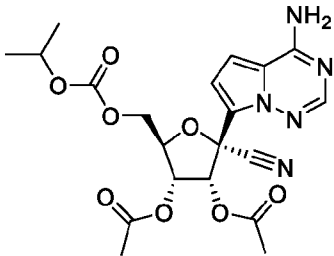
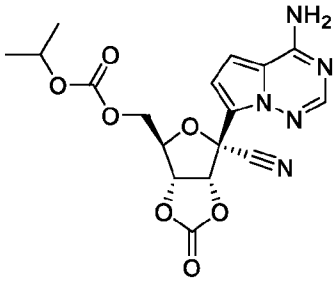
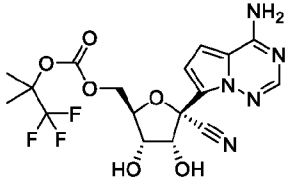
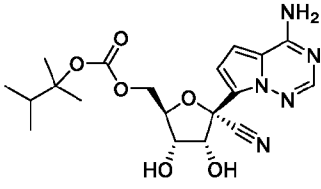
each R¹⁴ is independently H or C₁-C₈ alkyl; wherein C₁-C₈ alkyl of R¹⁴ is optionally substituted with phenyl.

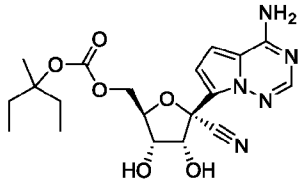
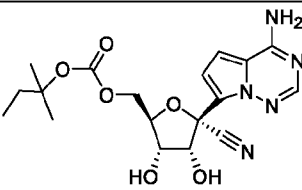
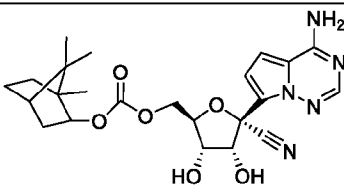
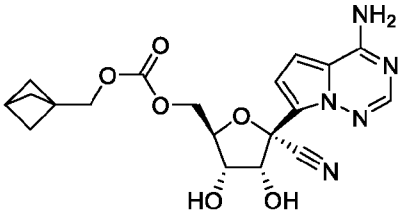
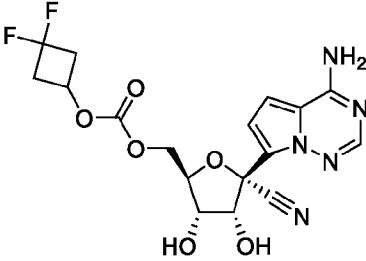
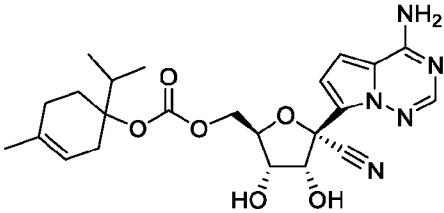
157. The compound of any one of claims 1-4, wherein the compound of Formula I is

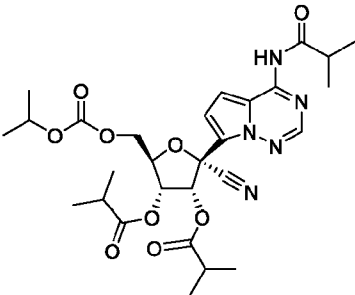
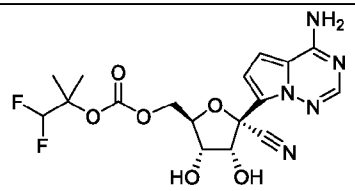
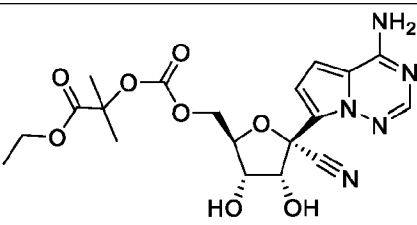
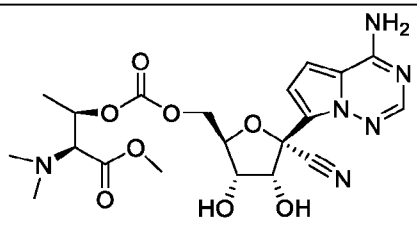
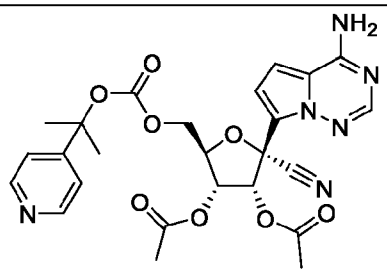
Compound No.	Structure
46	
47	
48	
49	

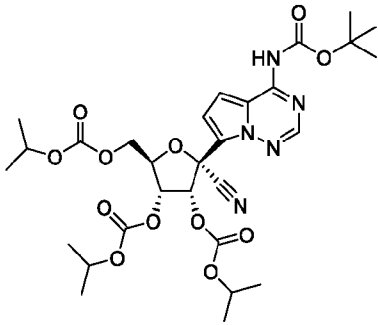
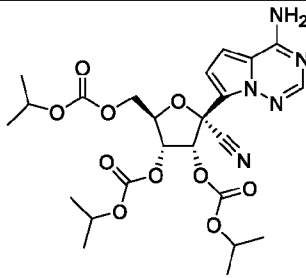
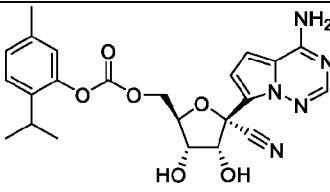
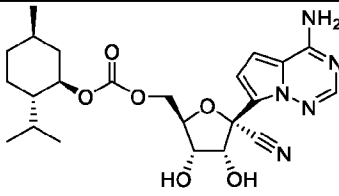
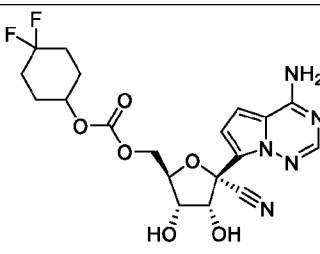
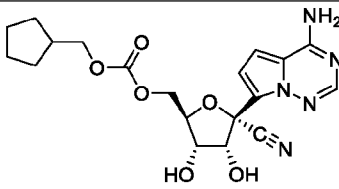
50	
51	
52	
53	
54	
55	
56	

<p>57</p>	
<p>58</p>	
<p>59</p>	
<p>60</p>	
<p>62</p>	

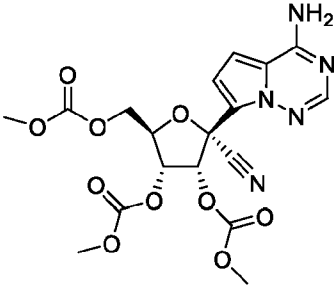
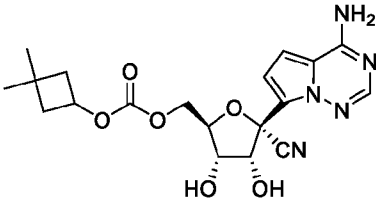
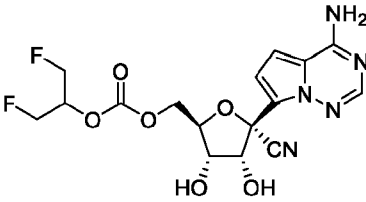
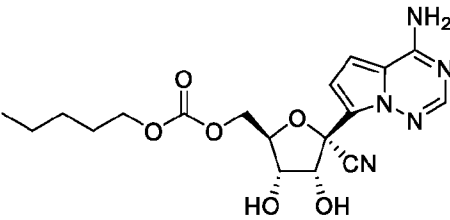
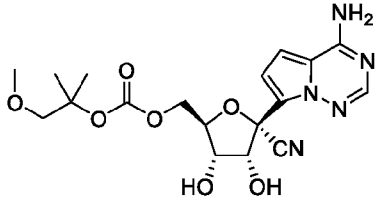
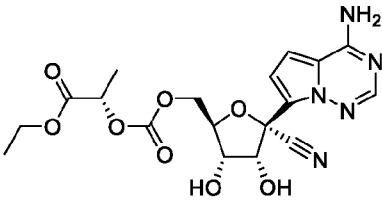
<p>63</p>	
<p>64</p>	
<p>65</p>	
<p>66</p>	
<p>67</p>	
<p>68</p>	

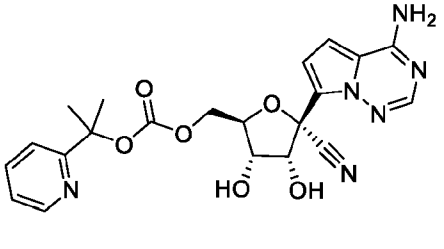
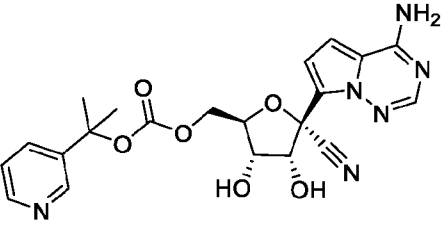
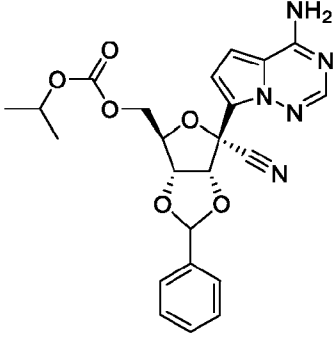
69	
70	
71	
72	
73	
74	

75	
76	
77	
78	
79	

80	
81	
82	
83	
84	
85	

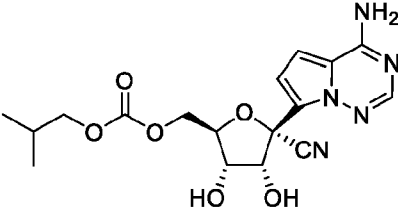
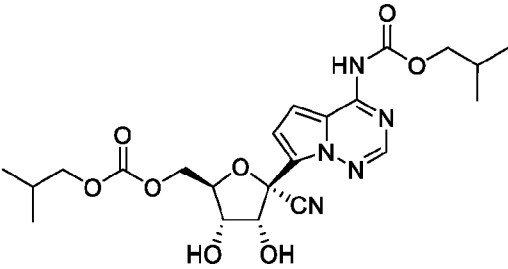
86	
87	
88	
89	
90	
91	
92	

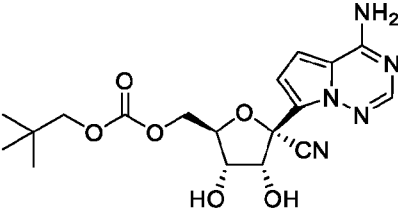
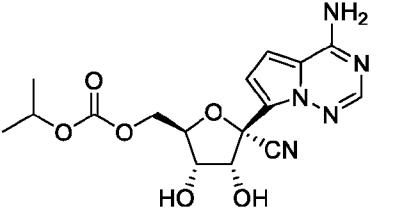
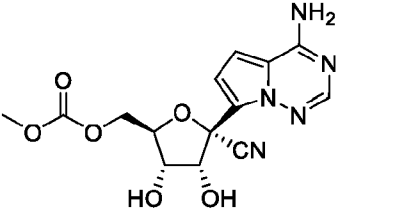
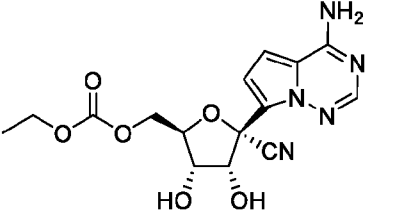
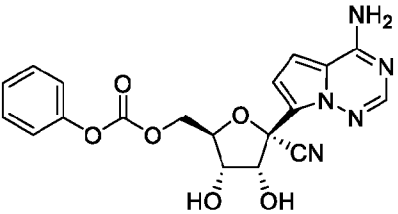
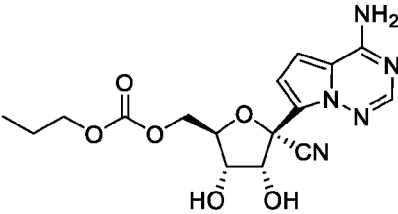
93	
31	
94	
27	
96	
97	

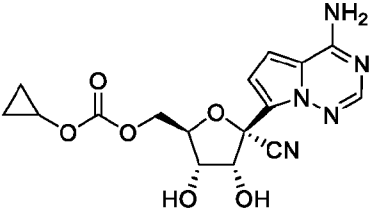
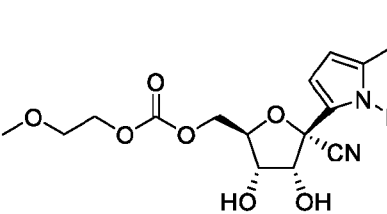
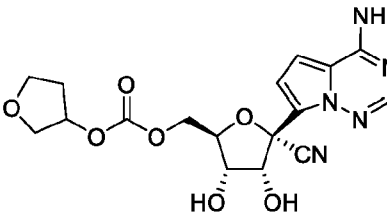
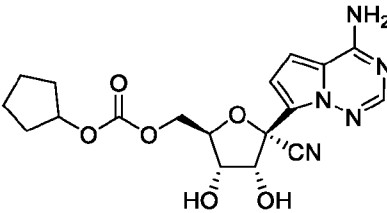
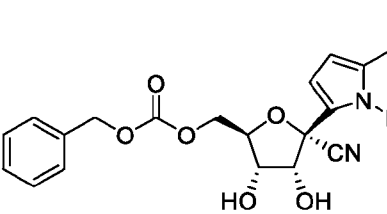
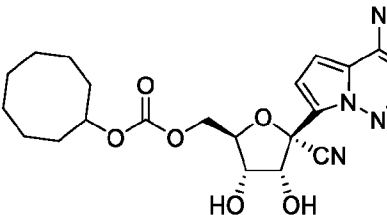
<p>98</p>	
<p>99</p>	
<p>100</p>	

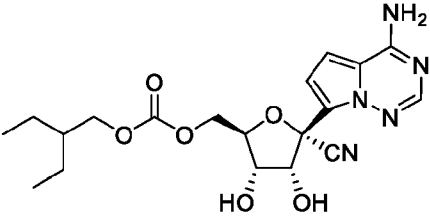
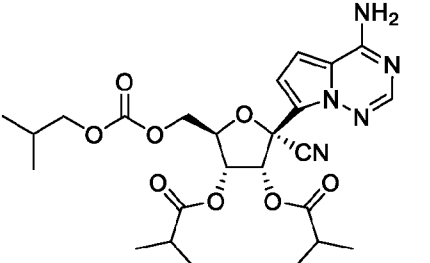
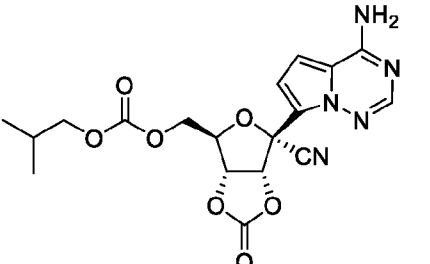
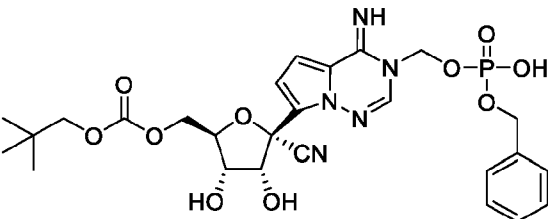
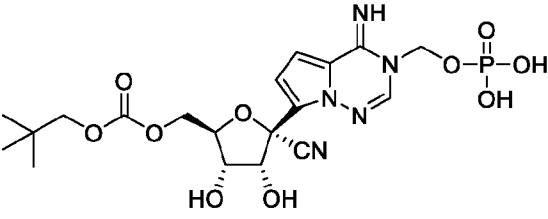
or a pharmaceutically acceptable salt thereof.

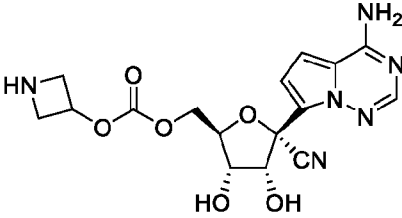
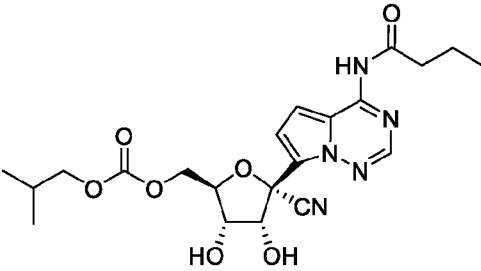
158. The compound of any one of claims 1-3, wherein the compound of Formula I is

<p>1</p>	
<p>2</p>	

3	 <chem>CC(C)(C)COC(=O)O[C@@H]1O[C@H](c2cnc3nnc23)[C@@H](C#N)[C@H](O)[C@@H]1O</chem>
4	 <chem>CC(C)COC(=O)O[C@@H]1O[C@H](c2cnc3nnc23)[C@@H](C#N)[C@H](O)[C@@H]1O</chem>
5	 <chem>COC(=O)O[C@@H]1O[C@H](c2cnc3nnc23)[C@@H](C#N)[C@H](O)[C@@H]1O</chem>
6	 <chem>CCOC(=O)O[C@@H]1O[C@H](c2cnc3nnc23)[C@@H](C#N)[C@H](O)[C@@H]1O</chem>
7	 <chem>c1ccc(cc1)COC(=O)O[C@@H]1O[C@H](c2cnc3nnc23)[C@@H](C#N)[C@H](O)[C@@H]1O</chem>
8	 <chem>CCOC(=O)O[C@@H]1O[C@H](c2cnc3nnc23)[C@@H](C#N)[C@H](O)[C@@H]1O</chem>

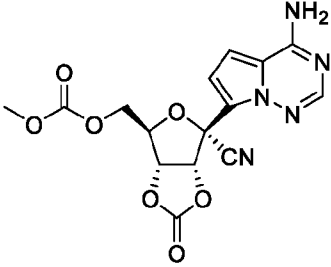
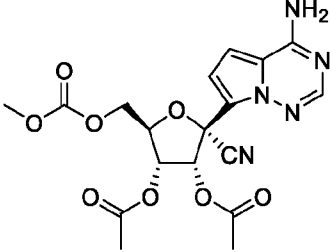
9	
10	
11	
12	
13	
14	

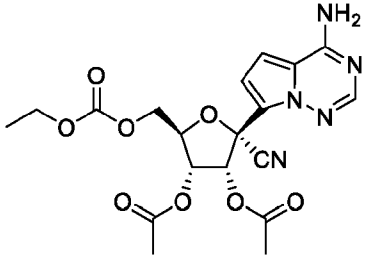
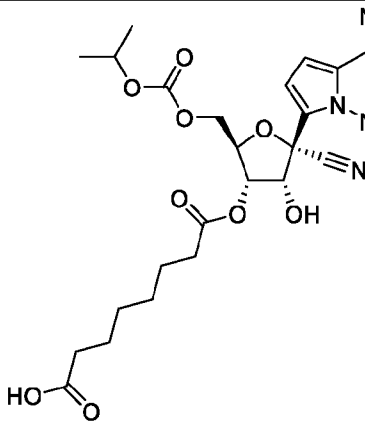
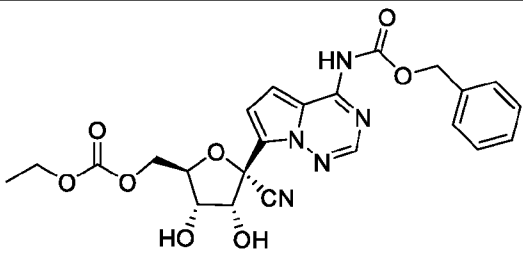
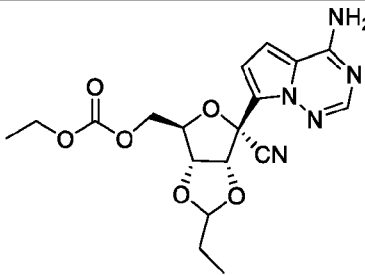
<p>15</p>	
<p>16</p>	
<p>17</p>	
<p>18</p>	
<p>19</p>	

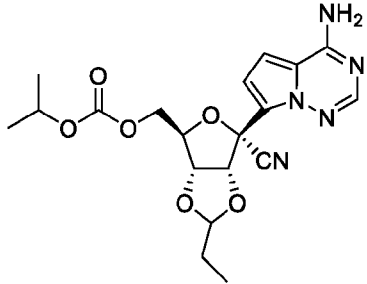
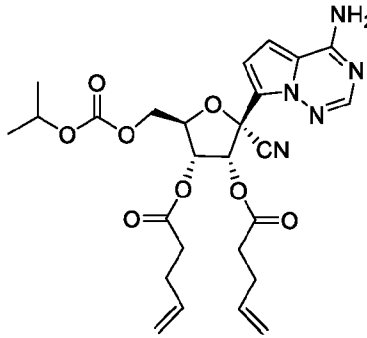
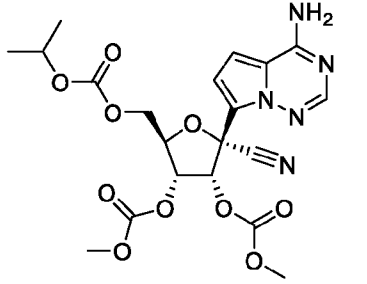
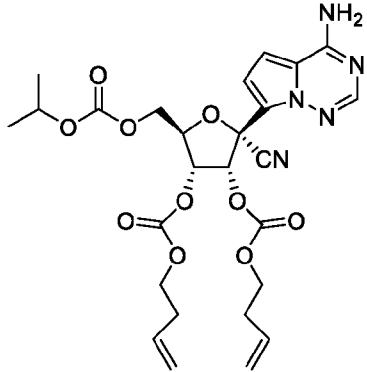
20	
21	

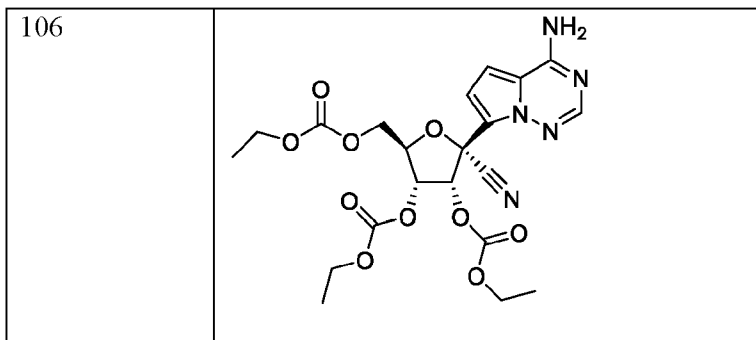
or a pharmaceutically acceptable salt thereof.

159. The compound of any one of claims 1-4, wherein the compound of Formula I is

Compound No.	Structure
127	
128	

129	 <chem>CCOC(=O)OC[C@H]1O[C@@H](C#N)[C@@H](OC(=O)C)[C@H]1[C@@H]2C=CN=C(N)N2</chem>
130	 <chem>CC(C)OC(=O)OC[C@H]1O[C@@H](C#N)[C@@H](O)C1[C@@H]2C=CN=C(N)N2CCCCCCCC(=O)O</chem>
131	 <chem>CCOC(=O)OC[C@H]1O[C@@H](C#N)[C@@H](O)[C@H]1[C@@H]2C=CN=C(N)N2C(=O)OCC1=CC=CC=C1</chem>
132	 <chem>CCOC(=O)OC[C@H]1O[C@@H](C#N)[C@@H](OC(=O)C)[C@H]1[C@@H]2C=CN=C(N)N2CC</chem>

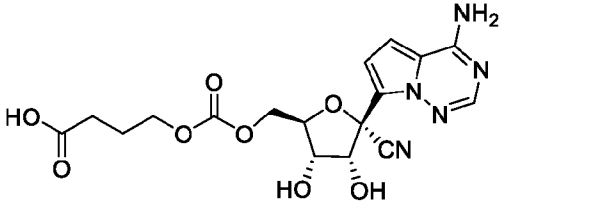
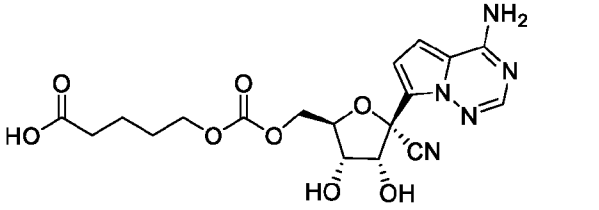
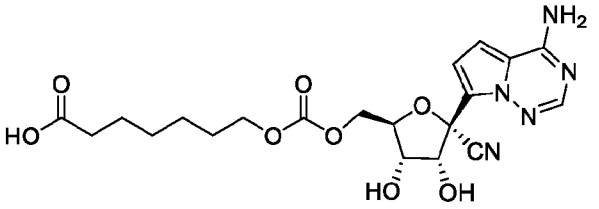
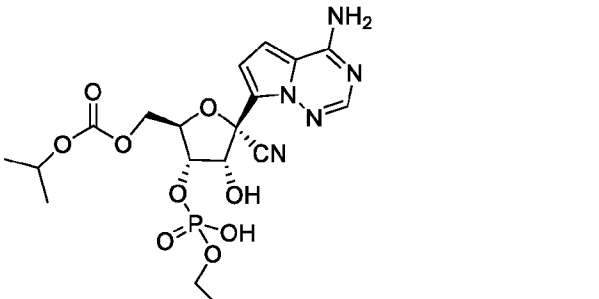
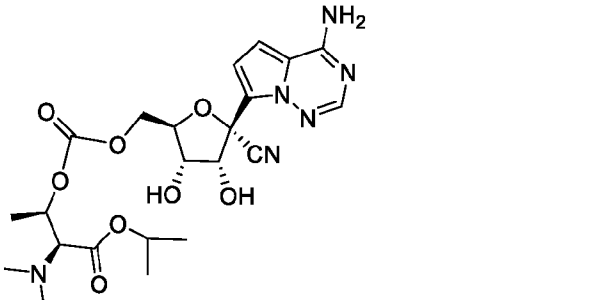
<p>133</p>	
<p>134</p>	
<p>135</p>	
<p>136</p>	



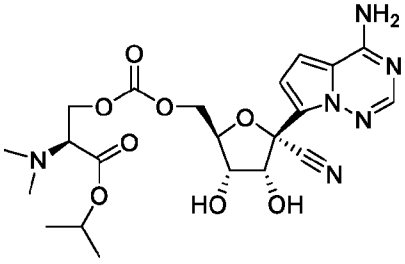
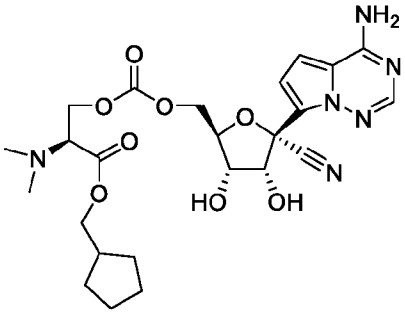
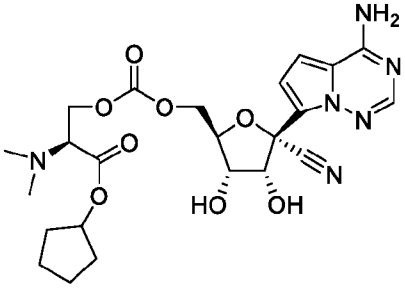
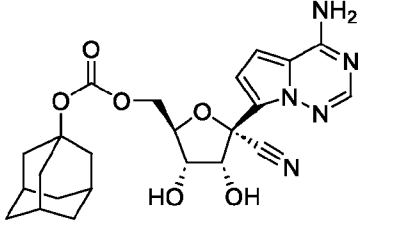
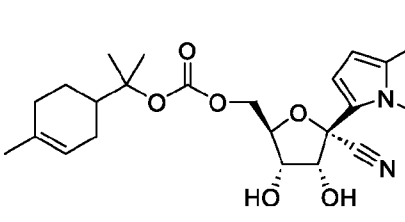
or a pharmaceutically acceptable salt thereof.

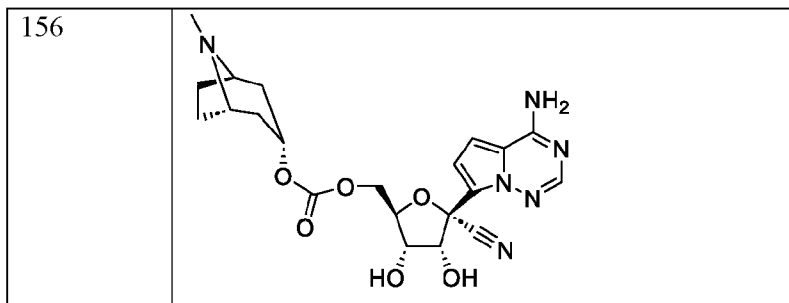
160. The compound of claim 1, wherein the compound of Formula I is

Compound No.	Structure
137	
138	
139	
140	

<p>141</p>	
<p>142</p>	
<p>143</p>	
<p>144</p>	
<p>145</p>	

<p>146</p>	
<p>147</p>	
<p>148</p>	
<p>149</p>	
<p>150</p>	

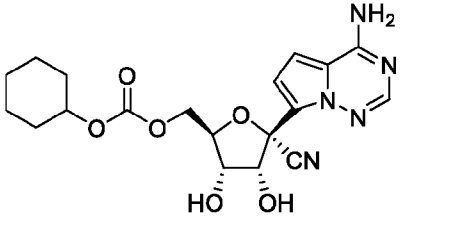
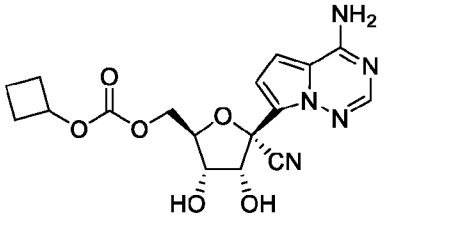
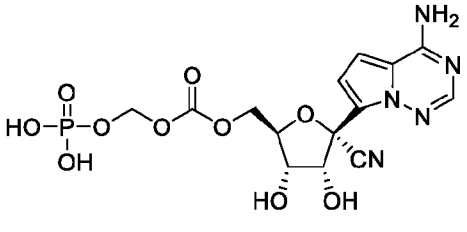
<p>151</p>	
<p>152</p>	
<p>153</p>	
<p>154</p>	
<p>155</p>	



or a pharmaceutically acceptable salt thereof.

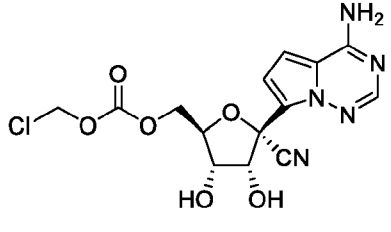
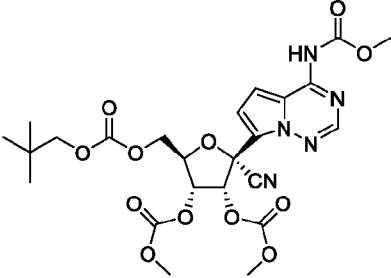
161. The compound of claim 1, wherein the compound of Formula I is

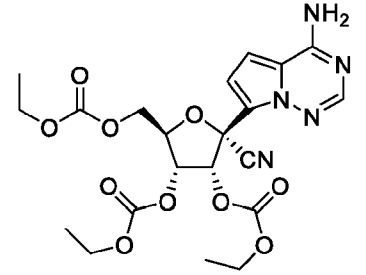
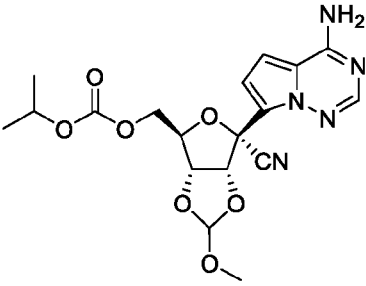
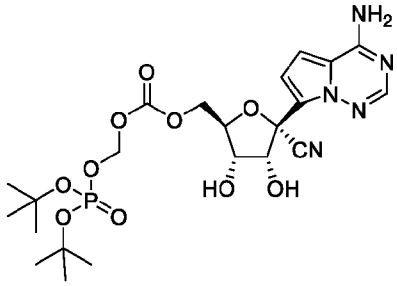
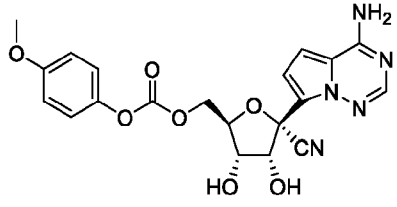
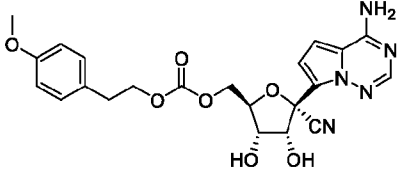
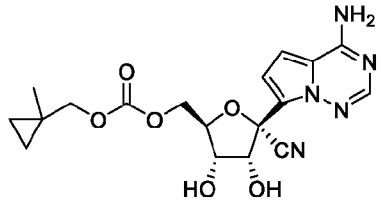
Compound No.	Structure
26	
27	
29	
31	

35	
37	
40	

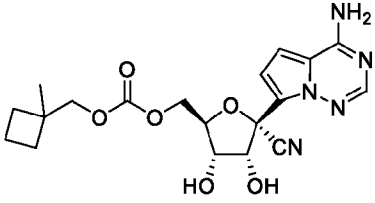
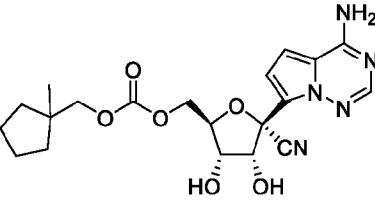
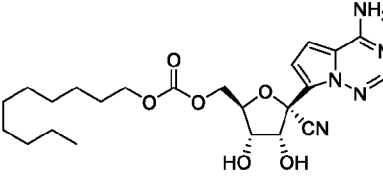
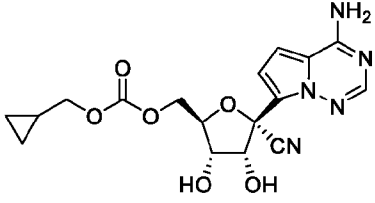
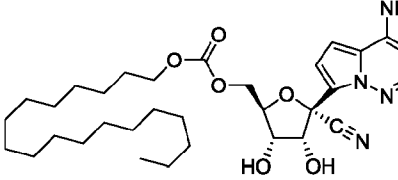
or a pharmaceutically acceptable salt thereof.

162. The compound of claim 1, wherein the compound of Formula I is

Compound No.	Structure
101	
103	

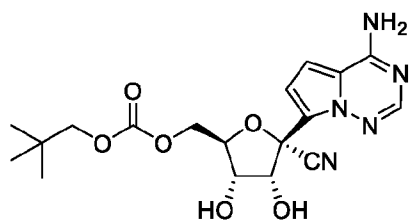
106	
107	
110	
111	
112	
114	

<p>115</p>	
<p>116</p>	
<p>117</p>	
<p>118</p>	
<p>119</p>	
<p>120</p>	
<p>121</p>	

122	
123	
124	
125	
126	

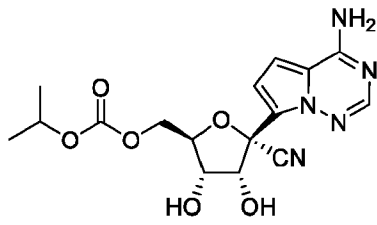
or a pharmaceutically acceptable salt thereof.

163. A compound of Formula:



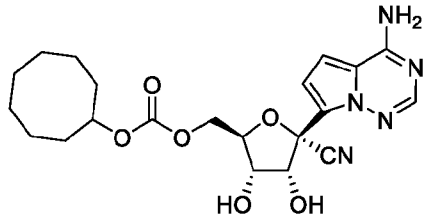
, or a pharmaceutically acceptable salt thereof.

164. A compound of Formula:



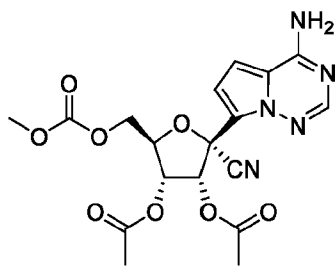
, or a pharmaceutically acceptable salt thereof.

165. A compound of Formula:



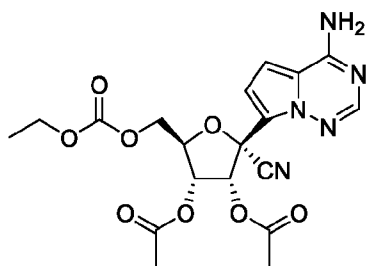
, or a pharmaceutically acceptable salt thereof.

166. A compound of Formula:



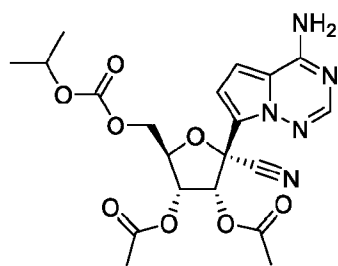
, or a pharmaceutically acceptable salt thereof.

167. A compound of Formula:



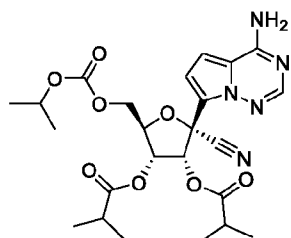
, or a pharmaceutically acceptable salt thereof.

168. A compound of Formula:



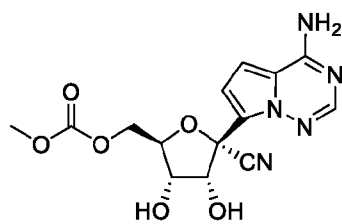
, or a pharmaceutically acceptable salt thereof.

169. A compound of Formula:



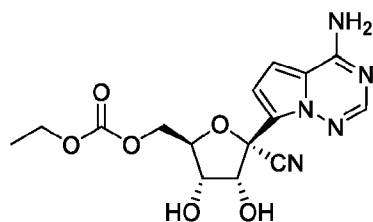
, or a pharmaceutically acceptable salt thereof.

170. A compound of Formula:



, or a pharmaceutically acceptable salt thereof.

171. A compound of Formula:



, or a pharmaceutically acceptable salt thereof.

172. A pharmaceutical composition comprising the compound of any one of claims 1-171, or a pharmaceutically acceptable salt thereof, and one or more pharmaceutically acceptable excipients.

173. The pharmaceutical composition of claim 172, wherein the pharmaceutical formulation is for subcutaneous, intramuscular, intravenous, oral, or inhalation administration.

174. The pharmaceutical composition of claims 172 or 173, wherein the pharmaceutical formulation is for oral administration.
175. A method of treating or preventing a viral infection in a human in need thereof, wherein the method comprises administering to the human the compound of any one of the claims 1-171, or a pharmaceutically acceptable salt thereof, or the pharmaceutical composition of any one of claims 172-174.
176. The method of claim 175, wherein the compound, or a pharmaceutically acceptable salt thereof, or pharmaceutical composition, is administered to the human via oral, intramuscular, intravenous, subcutaneous, or inhalation administration.
177. The method of claims 175 or 176, wherein the method comprises administering to the human at least one additional therapeutic or prophylactic agent.
178. The method of claim 177, wherein the additional therapeutic or prophylactic agent is molnupiravir, oseltamivir, nirmatrelvir, or ritonavir.
179. The method of any one of claims 175-178, wherein the viral infection is a coronavirus infection.
180. The method of any one of claims 175-178, wherein the viral infection is a zoonotic coronavirus infection.
181. The method of any one of claims 175-178, wherein the viral infection is caused by a virus having at least 70% sequence homology to a viral polymerase selected from the group consisting of SARS-CoV polymerase, MERS-CoV polymerase and SARS-CoV-2.
182. The method of any one of claims 175-178, wherein the viral infection is caused by a virus having at least 80% sequence homology to a viral polymerase selected from the group consisting of SARS-CoV polymerase, MERS-CoV polymerase and SARS-CoV-2.

183. The method of any one of claims 175-178, wherein the viral infection is caused by a virus having at least 90% sequence homology to a viral polymerase selected from the group consisting of SARS-CoV polymerase, MERS-CoV polymerase and SARS-CoV-2.
184. The method of any one of claims 175-178, wherein the viral infection is caused by a virus having at least 95% sequence homology to a viral polymerase selected from the group consisting of SARS-CoV polymerase, MERS-CoV polymerase and SARS-CoV-2.
185. The method of any one of claims 175-178, wherein the viral infection is selected from the group consisting of 229E virus infection, NL63 virus infection, OC43 virus infection, and HKU1 virus infection.
186. The method of any one of claims 175-178, wherein the viral infection is SARS-CoV-2 infection (COVID-19).
187. The method of any one of claims 175-178, wherein the viral infection is a SARS-CoV virus infection.
188. The method of any one of claims 175-178, wherein the viral infection is a MERS-CoV virus infection.
189. The method of any one of claims 175-178, wherein the viral infection is a pneumoviridae virus infection.
190. The method of claim 189, wherein the pneumoviridae virus infection is respiratory syncytial virus infection.
191. The method of claim 189, wherein the pneumoviridae virus infection is human metapneumovirus infection.
192. The method of any one of claims 175-178, wherein the viral infection is a picornaviridae virus infection.

193. The method of any one of claims 175-178, wherein the viral infection is an enterovirus infection.
194. The method of any one of claims 175-178, wherein the viral infection is selected from the group consisting of Coxsackie A virus infection, Coxsackie A virus infection, enterovirus D68 infection, enterovirus B69 infection, enterovirus D70 infection, enterovirus A71 infection, and poliovirus infection.
195. The method of claim 194, wherein the picornaviridae virus infection is human rhinovirus infection (HRV).
196. The method of any one of claims 194, wherein the picornaviridae virus infection is HRV-A, HRV-B, or HRV-C infection.
197. The method of any one of claims 175-178, wherein the viral infection is a flaviviridae virus infection.
198. The method of any one of claims 197, wherein the flaviviridae virus infection is a dengue virus infection, yellow fever virus infection, West Nile virus infection, tick borne encephalitis, Kunjin Japanese encephalitis, St. Louis encephalitis, Murray valley encephalitis, Omsk hemorrhagic fever, bovine viral diarrhea, zika virus infection, or a HCV infection.
199. The method of any one of claims 175-178, wherein the viral infection is a filoviridae virus infection.
200. The method of any one of claims 199, wherein the filoviridae virus infection is an ebola virus infection or a Marburg virus infection.
201. The method of any one of claims 175-178 wherein the viral infection is an orthomyxovirus infection.
202. The method of any one of claims 175-178, wherein the viral infection is an influenza virus infection.

203. The method of any one of claims 175-178, wherein the viral infection is an influenza A virus infection or influenza B virus infection.
204. The method of any one of claims 175-178, wherein the viral infection is a paramyxoviridae virus infection.
205. The method of any one of claims 175-178, wherein the viral infection is a human parainfluenza virus, Nipah virus, Hendra virus, measles, or mumps infection.
206. A method for manufacturing a medicament for treating or preventing a viral infection in a human in need thereof, characterized in that a compound of any one of claims 1-172, or a pharmaceutically acceptable salt thereof.
207. Use of a compound of any one of claims 1-171, or a pharmaceutically acceptable salt thereof, for the manufacture of a medicament for the treatment or prevention of a viral infection in a human in need thereof.
208. The use of claim 207, wherein the medicament is used with at least one additional therapeutic or prophylactic agent.
209. The use of claim 208, wherein the additional therapeutic or prophylactic agent is molnupiravir, oseltamivir, nirmatrelvir, or ritonavir.
210. A composition comprising a compound of any one of claims 1-171, or a pharmaceutically acceptable salt thereof, for use in treatment or prevention of a viral infection in a human in need thereof.
211. The composition of claim 210, wherein the composition comprises at least one additional therapeutic agent or prophylactic agent.
212. The composition of claim 211, wherein the additional therapeutic or prophylactic agent is molnupiravir, oseltamivir, nirmatrelvir, or ritonavir.

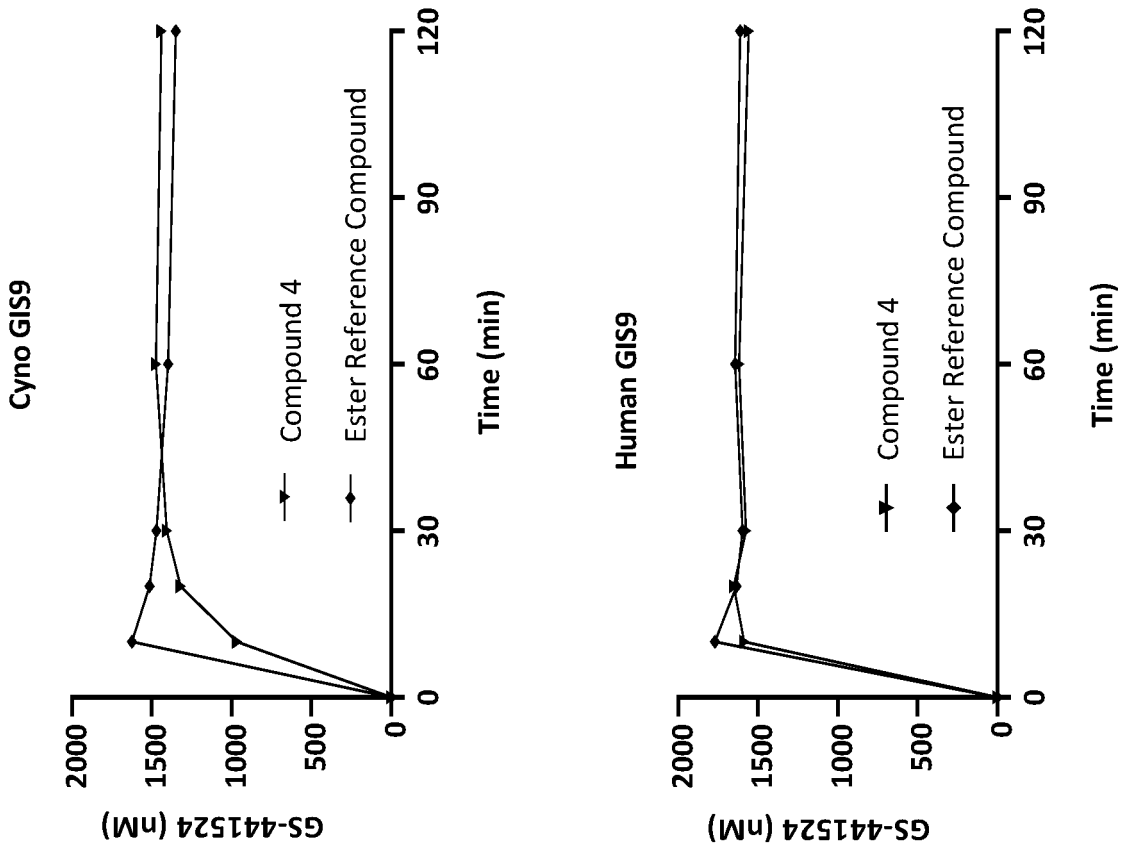
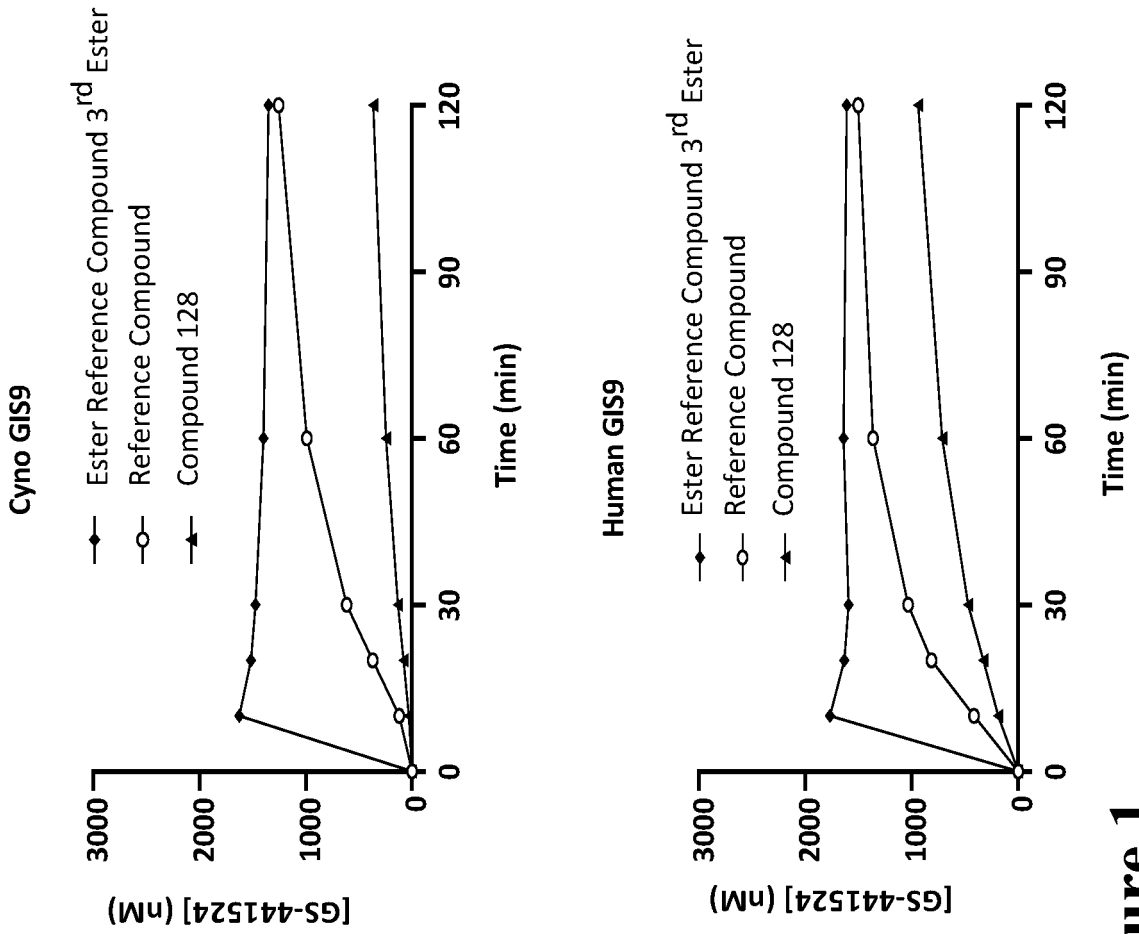


Figure 1

