

Johnson & Ingersoll, Gate Latches.

N^o 104,320.

Patented Jun. 14. 1870

Fig. 1.

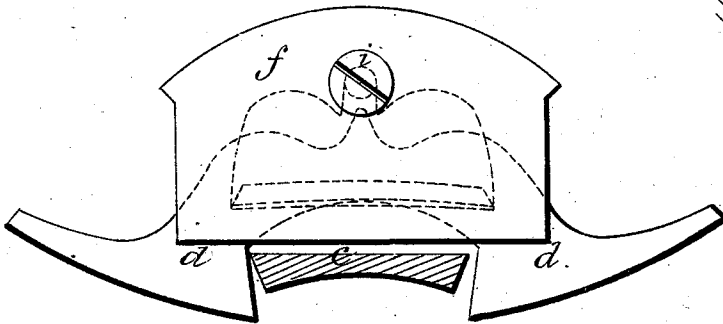


Fig. 2.

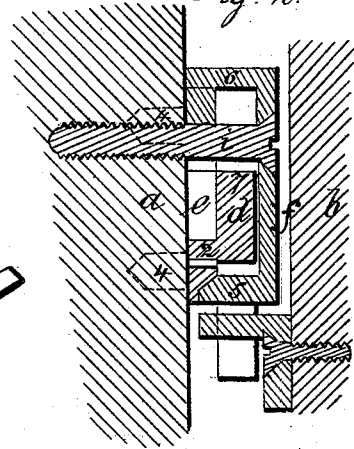
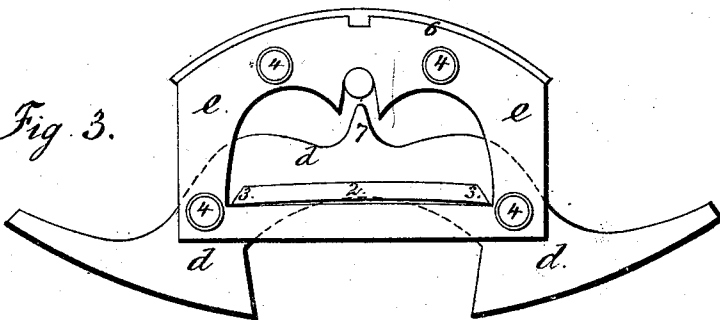


Fig. 3.



Witnesses:
Geo L. Waeger
Chas. H. Smith

Inventors
J. Johnson & S. Ingersoll.
per Lemuel W. Serrell
Atty

United States Patent Office.

JOB JOHNSON AND SIMON INGERSOLL, OF BROOKLYN, NEW YORK, ASSIGNORS TO JOB JOHNSON.

Letters Patent No. 104,320, dated June 14, 1870.

IMPROVEMENT IN GATE-LATCHES.

The Schedule referred to in these Letters Patent and making part of the same.

To all whom it may concern :

Be it known that we, JOB JOHNSON and SIMON INGERSOLL, of Brooklyn, in the county of Kings and State of New York, have invented, made, and applied to use, a certain new and useful Improvement in Gate-Latches; and we do hereby declare the following to be a full, clear, and exact description of the said invention, reference being had to the annexed drawings, making part of this specification, wherein—

Figure 1 is an elevation of the latch complete, the latch being shown in section;

Figure 2 is a vertical section of the said latch; and

Figure 3 is a view of the side of the latch-plate that sets against the stile of the gate.

Similar marks of reference denote the same parts.

This invention is an improvement upon that for which Letters Patent were granted to S. INGERSOLL, dated February 25, 1868.

The nature of our said invention consists in a flange projecting from the side of the latch, and forming a fulcrum at each end for the latch to swing upon; whereby the latch itself is made stronger than in the patent of said INGERSOLL, and the fulcrums are not liable to be broken off by the concussion. We also form projecting pins upon the latch-plate, of sufficient size and strength, so that, by entering holes in the gate-stile, they will prevent the latch-plate from working loose, and at the same time strengthening the said stile, to prevent its splitting from the concussion of the latch in closing, and the screw that holds the latch to the stile is relieved from all concussion that would tend to loosen or bend the same.

In the drawings—

a represents a portion of the stile of the gate;

b, a portion of the gate-post;

c, the catch, screwed upon the gate-post;

d, the latch;

e, the latch-plate; and

f, the cap-plate of the latch.

The latch *d*, instead of having two fulcrum studs,

as in the said patent, is formed with a flange, 2, that is slightly curved, and strengthens the central part of the latch, and at the same time forms the two fulcrums by the ends 3 3 of said flange 2, resting in the opening made for said flange in the latch-plate *e*.

Projecting from the side of this plate *e* are pins 4 4, made slightly tapering, and with conical points.

By placing the plate *e* with the ends of the pins 4 against the stile, and the plate properly positioned, a slight pressure will indent the wood, so that holes can be bored of a slightly less size than the pins 4, and then the plate *e* can be driven up to its place, and the pins 4 will hold the same very securely against lateral strain.

The cap plate *f* is secured in place by the screw *i*, which also draws the plate *e* firmly to the gate-stile.

5 is a projection to keep the plate *f* at the proper distance from the plate *e*, to leave the necessary space for the latch, and also lock the plates *e* and *f* together, and the top flange 6 of the plate *f* sits over the edge of the plate *e* for the same purpose.

The opening in the plate *e* is of a size and shape to allow the flange 2 to be raised at either end as the latch is lifted, but said latch cannot be lifted bodily, in consequence of the projection 7 on the top of the latch, but, when either end is lifted, this projection 7 swings under and clear of the screw *i*.

What we claim, and desire to secure by Letters Patent, is—

The gate-latch *d*, made with a flange, 2, projecting from one side, to strengthen the same, and form fulcrums upon which the latch swings at either end of said flange, in combination with the plate *e*, receiving and sustaining the said latch, as specified.

In witness whereof we have hereunto set our signatures this 20th day of August, 1868.

JOB JOHNSON.

SIMON INGERSOLL.

Witnesses:

CHAS. H. SMITH,

GEO. D. WALKER.