



US00D577978S

(12) **United States Design Patent**  
**Chen**

(10) **Patent No.:** **US D577,978 S**

(45) **Date of Patent:** **\*\* Oct. 7, 2008**

(54) **MULTIPURPOSE PRYING TOOL**

(76) Inventor: **Yung-Shou Chen**, 2F-1, No. 51, Sec. 3,  
Chung Yang Rd., Chung Ho Tsuen,  
Long-Ching Town, Taichung Hsien (TW)

(\*\*) Term: **14 Years**

(21) Appl. No.: **29/296,630**

(22) Filed: **Oct. 24, 2007**

(51) **LOC (8) Cl.** ..... **08-05**

(52) **U.S. Cl.** ..... **D8/89; D8/81**

(58) **Field of Classification Search** ..... D8/75,  
D8/78, 81, 88, 89, 105, 14; 7/166, 146, 147,  
7/143; 254/21, 25, 120, 131

See application file for complete search history.

(56) **References Cited**

**U.S. PATENT DOCUMENTS**

2,896,910	A	*	7/1959	Cooper et al.	.....	254/131
D192,721	S	*	5/1962	Mills	.....	D8/81
D271,275	S	*	11/1983	Richilano	.....	D8/26
D291,402	S	*	8/1987	Square	.....	D8/75
D359,220	S	*	6/1995	Vinar	.....	D8/105
5,850,650	A	*	12/1998	Karsnia	.....	7/146
D422,860	S	*	4/2000	Vinar	.....	D8/40
6,604,728	B1	*	8/2003	Boydon	.....	254/25

D493,086	S	*	7/2004	Taylor et al.	.....	D8/89
D499,322	S	*	12/2004	Hung	.....	D8/81
D507,167	S	*	7/2005	Richardson	.....	D8/81
D525,506	S	*	7/2006	Downing, Jr.	.....	D8/78

\* cited by examiner

*Primary Examiner*—Philip S Hyder

(74) *Attorney, Agent, or Firm*—Pai Patent & Trademark Law Firm; Chao-Chang David Pai

(57) **CLAIM**

The ornamental design for multipurpose prying tool, as shown and described.

**DESCRIPTION**

FIG. 1 is a left perspective view of a multipurpose prying tool, showing my new design;

FIG. 2 is a front elevational view thereof;

FIG. 3 is a rear elevational view thereof;


FIG. 4 is a left side elevational view thereof;

FIG. 5 is a right side elevational view thereof;

FIG. 6 is a top plan view thereof; and,

FIG. 7 is a bottom plan view thereof.

**1 Claim, 3 Drawing Sheets**






FIG. 1

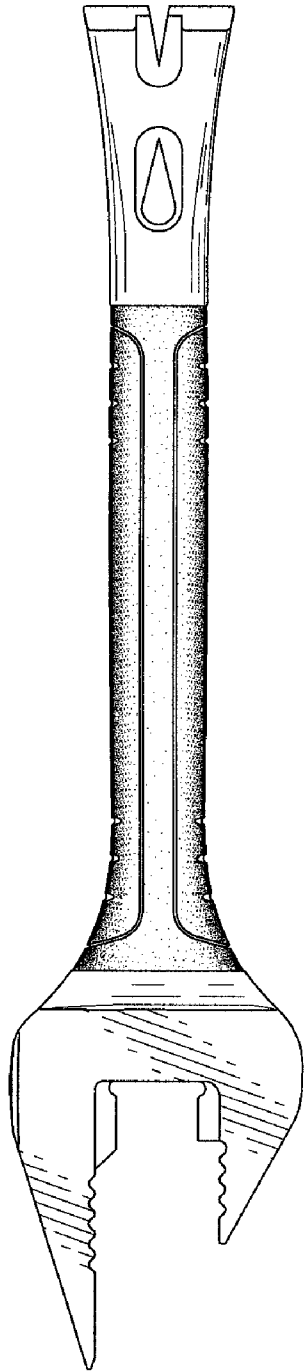


FIG. 2

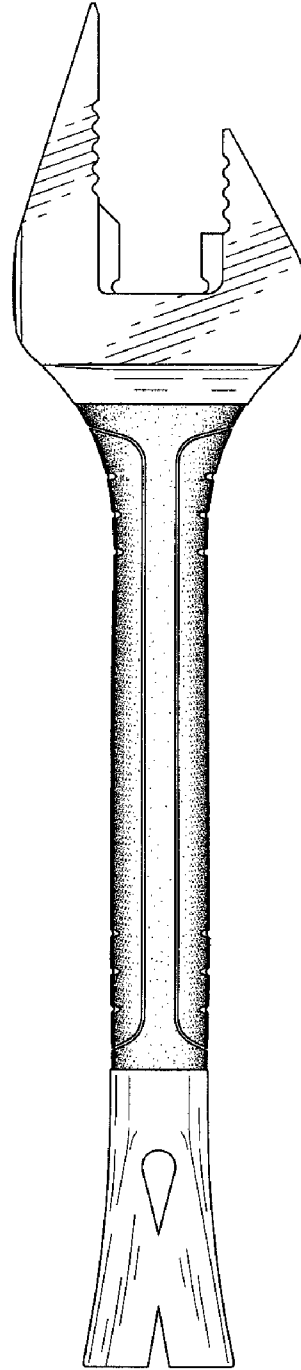


FIG. 3

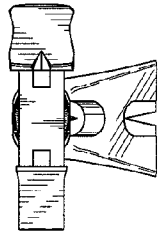


FIG. 4

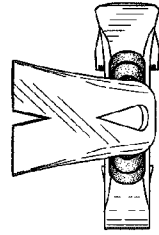


FIG. 5

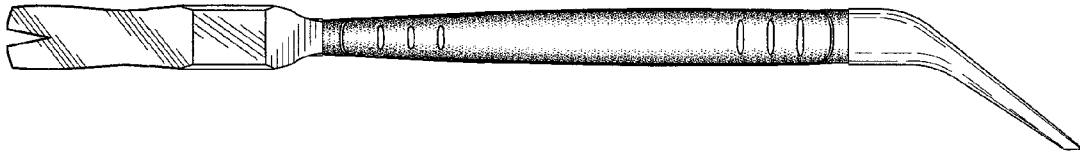


FIG. 6

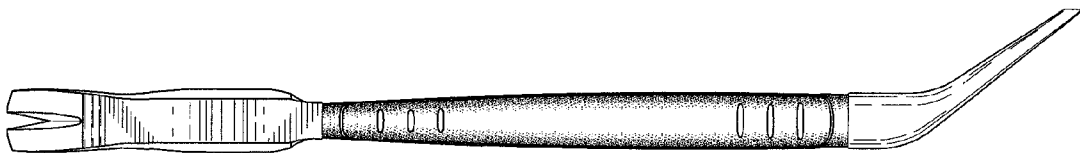


FIG. 7