



US00D677342S

(12) **United States Design Patent**
Hall

(10) **Patent No.:** **US D677,342 S**

(45) **Date of Patent:** **** Mar. 5, 2013**

(54) **TOY HOUSE**

(75) Inventor: **Fred Hall**, Malvern (GB)

(73) Assignee: **Bigjigs Toys Limited**, Folkestone (GB)

(**) Term: **14 Years**

(21) Appl. No.: **29/404,394**

(22) Filed: **Oct. 20, 2011**

(30) **Foreign Application Priority Data**

Apr. 20, 2011 (EM) 001849514-001

(51) **LOC (9) Cl.** **21-01**

(52) **U.S. Cl.** **D21/511**

(58) **Field of Classification Search** D21/506,
D21/509, 511; D25/1, 32; D9/636, 637,
D9/640, 433; 434/72, 79, 96, 260; 446/69,
446/75, 110, 476-478, 479

See application file for complete search history.

(56) **References Cited**

U.S. PATENT DOCUMENTS

D43,949 S *	4/1913	Cassard et al.	D21/511
D44,041 S *	5/1913	Cassard et al.	D21/511
D167,745 S *	9/1952	Griffith	D21/511
D245,639 S *	8/1977	Powell, Jr.	D21/511
D251,265 S *	3/1979	Shorten	D21/511
D265,850 S *	8/1982	Bradford	D23/349
D326,689 S *	6/1992	Farinelli, Jr.	D21/511

D335,904 S *	5/1993	Krebs	D21/511
D380,021 S *	6/1997	Hartsfield	D21/511
D383,177 S *	9/1997	Darneille	D21/511
D385,941 S *	11/1997	Carpenter	D21/511
D404,092 S *	1/1999	Stader	D21/511
5,890,338 A *	4/1999	Rodriguez-Ferre	52/582.1
D432,593 S *	10/2000	Naughton	D21/511
D532,462 S *	11/2006	DeBlanco	D21/511
D623,242 S *	9/2010	Greer	D21/511
D657,429 S *	4/2012	Bryant	D21/511

* cited by examiner

Primary Examiner — Cynthia M Chin

(74) *Attorney, Agent, or Firm* — Sheridan Ross P.C.

(57) **CLAIM**

The ornamental design for a toy house, as shown and described.

DESCRIPTION

FIG. 1 is a front elevation view of a the toy house showing the new design;

FIG. 2 is a rear elevation view thereof;


FIG. 3 is a right elevation view thereof, wherein a front panel is shown in an open position of use;

FIG. 4 is a left elevation view thereof, wherein the front panel is shown in a closed position of use;

FIG. 5 is a bottom plan view thereof, wherein the front panel is shown in the open position of use; and,

FIG. 6 is a perspective view thereof, wherein the front panel is shown in the open position of use.

1 Claim, 6 Drawing Sheets



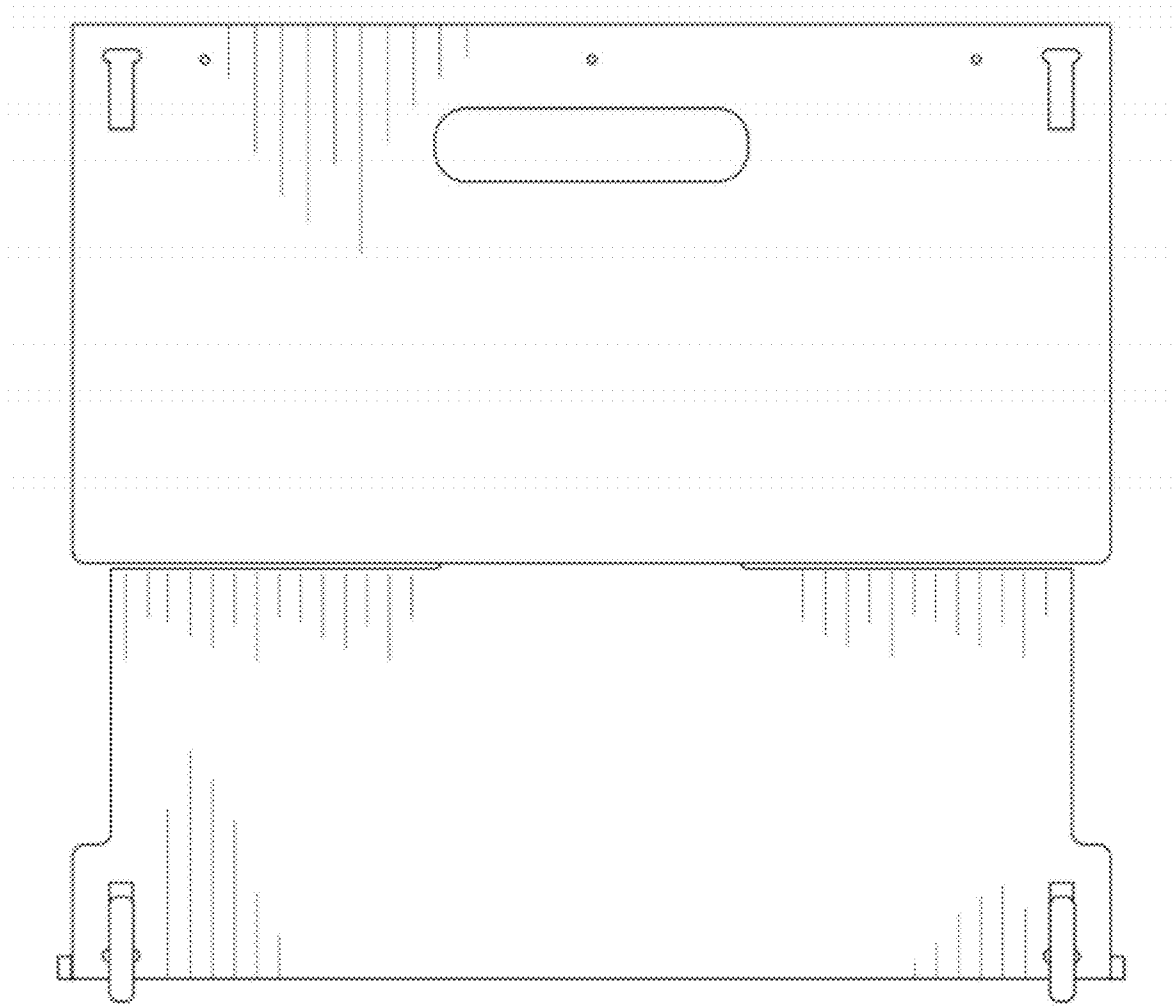


FIG. 1

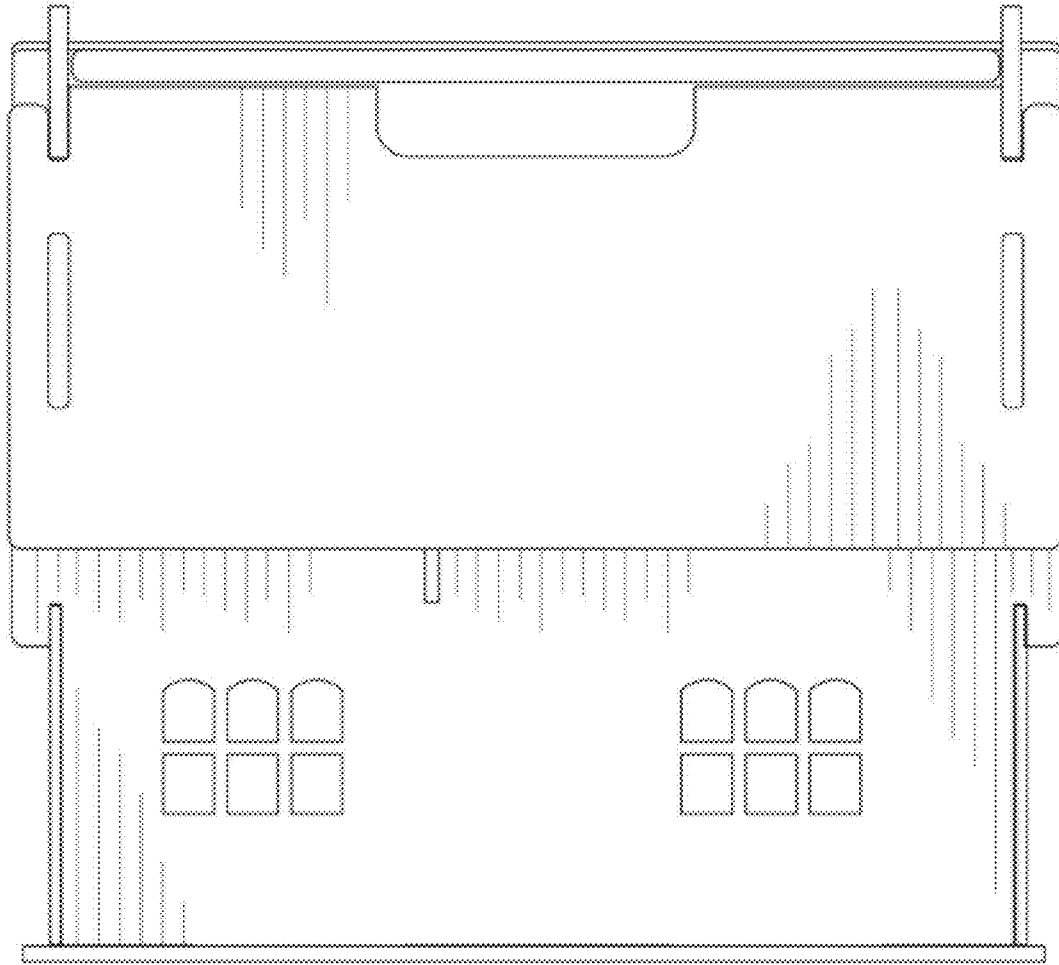


FIG. 2



FIG. 3



FIG. 4

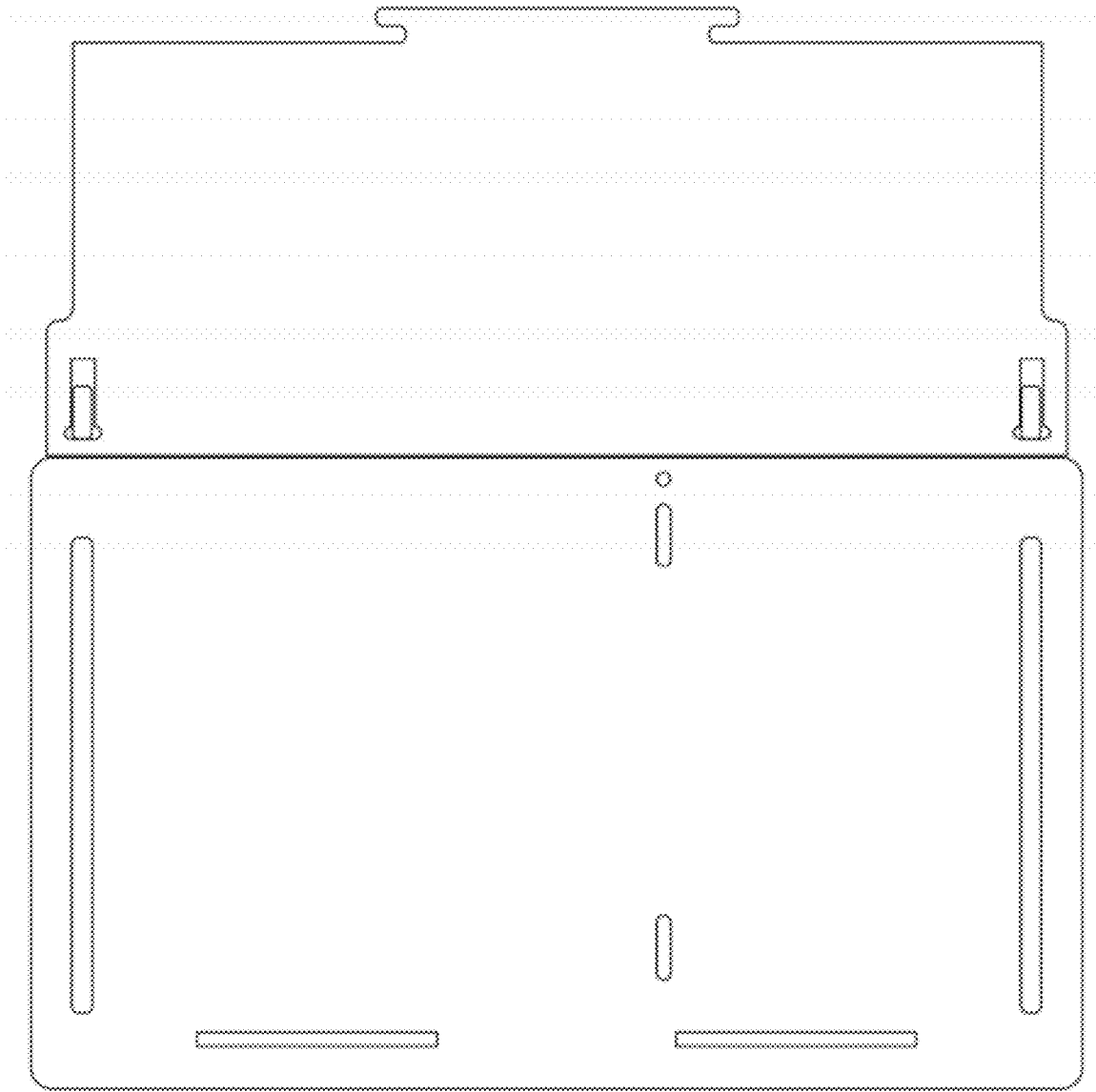


FIG. 5




FIG.6