



US00D867672S

(12) **United States Design Patent**
Votel et al.

(10) **Patent No.:** **US D867,672 S**
(45) **Date of Patent:** **** Nov. 19, 2019**

(54) **BUMP CAP**

(71) Applicant: **Tenacious Holdings, Inc.**, St. Paul, MN (US)

(72) Inventors: **Thomas Votel**, Sunfish Lake, MN (US);
Andrew Olson, Minneapolis, MN (US);
Jeffrey Popowski, Roseville, MN (US);
Gregory Schrab, Shoreview, MN (US)

(73) Assignee: **Tenacious Holdings, Inc.**, St. Paul, MN (US)

(**) Term: **15 Years**

(21) Appl. No.: **29/619,071**

(22) Filed: **Sep. 26, 2017**

(51) **LOC (12) Cl.** **09-03**

(52) **U.S. Cl.**
USPC **D29/102**

(58) **Field of Classification Search**
USPC D29/102-107, 122
CPC A42B 3/06; A42B 3/00; A42B 3/04; A42B 3/066; A42B 3/10; A42B 3/166; A42B 3/322; A42B 3/221; A42B 3/228; A42B 21/066; A63B 71/10; F41H 1/04
See application file for complete search history.

(56) **References Cited**

U.S. PATENT DOCUMENTS

D535,059 S * 1/2007 Lam D29/102
D660,519 S * 5/2012 Laloy D29/102

D671,271 S * 11/2012 Votel D29/102
D701,348 S * 3/2014 Thurgood D29/102
D744,170 S * 11/2015 Eastwood D29/102
D776,357 S * 1/2017 Marting D29/102
D812,309 S * 3/2018 Nellestam D29/102
D812,313 S * 3/2018 Williams D29/122
2006/0168712 A1 8/2006 Mazzoccoli et al.
2017/0105461 A1 4/2017 Hancock et al.

FOREIGN PATENT DOCUMENTS

WO 2017006078 A1 1/2017

* cited by examiner

Primary Examiner — Ruth McInroy

(74) *Attorney, Agent, or Firm* — Skaar Ulbrich Macari, P.A.

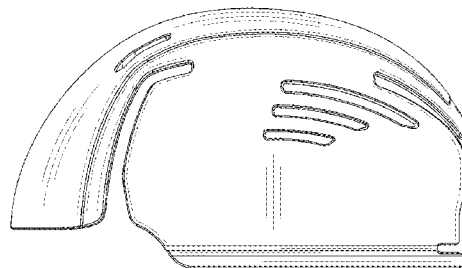
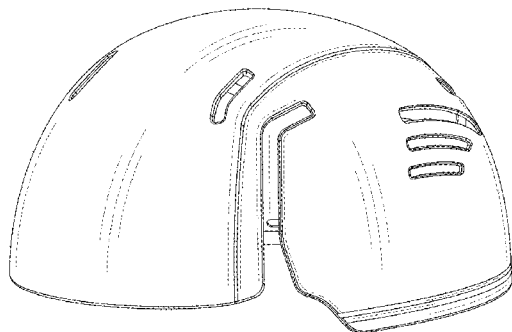
(57) **CLAIM**

The ornamental design for a bump cap, as shown and described.

DESCRIPTION

FIG. 1 is a front perspective view of a bump cap, showing our new design;
FIG. 2 is a rear perspective view thereof;
FIG. 3 is a rear elevation view thereof;
FIG. 4 is a front elevation view thereof;
FIG. 5 is a left side elevation view thereof;
FIG. 6 is a right side elevation view thereof;
FIG. 7 is a top plan view thereof; and,
FIG. 8 is a bottom plan view thereof.

1 Claim, 8 Drawing Sheets



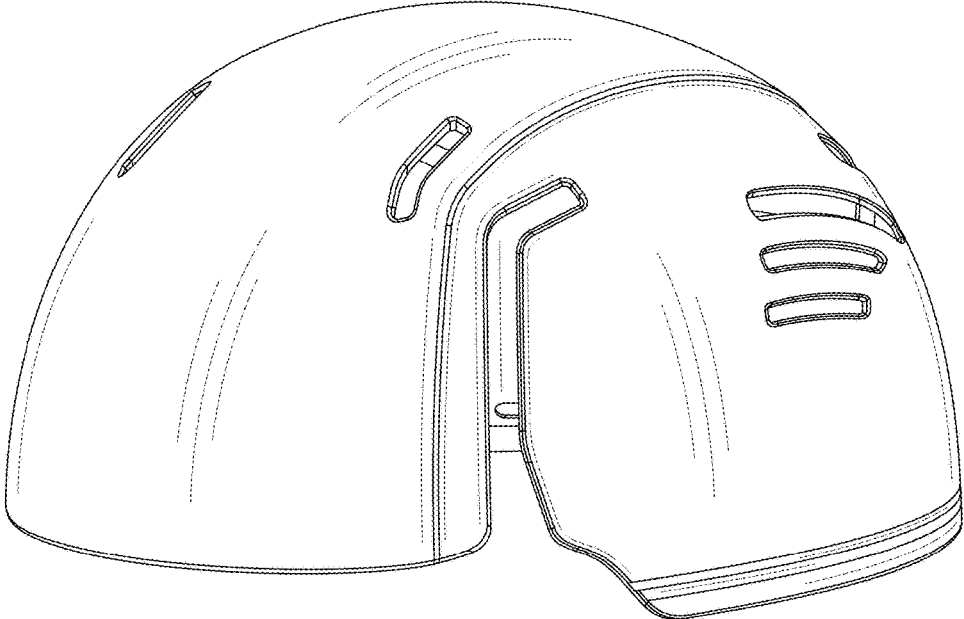


FIG. 1




FIG. 2

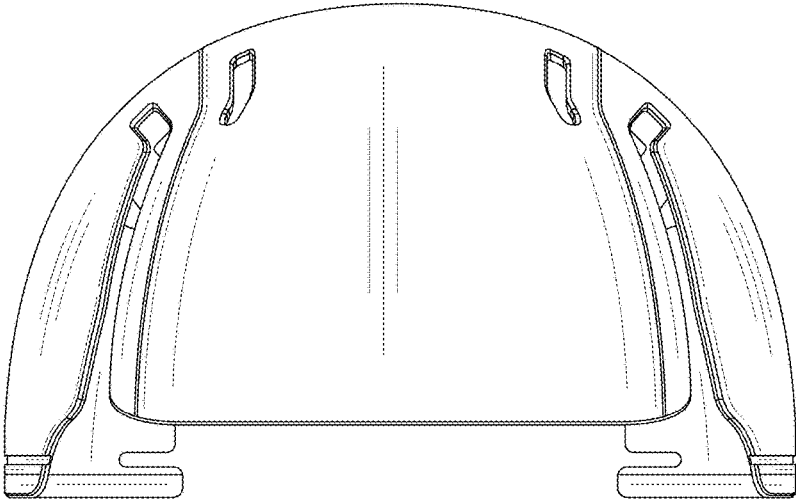


FIG. 3

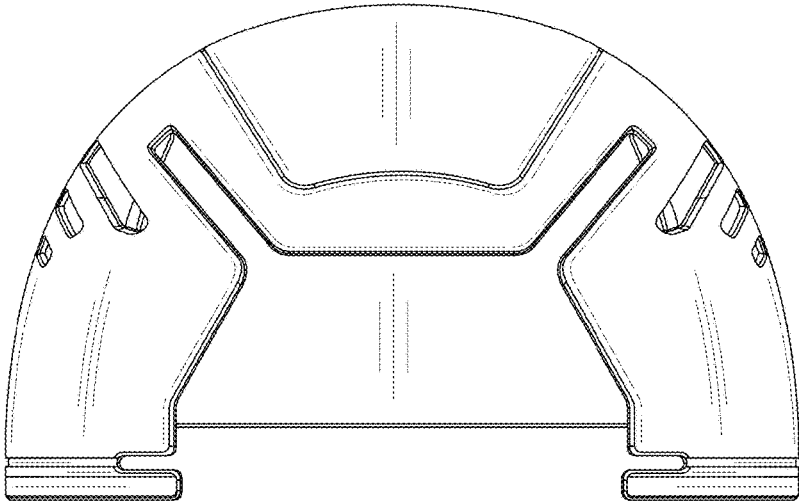


FIG. 4

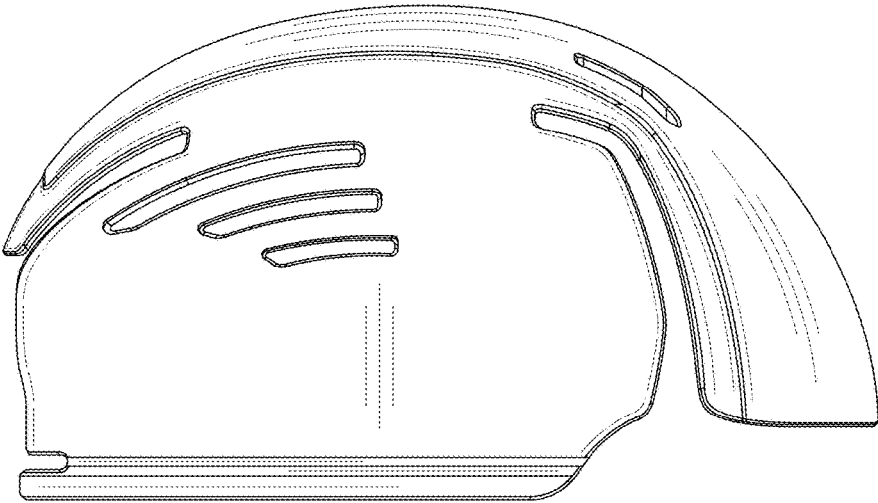


FIG. 5

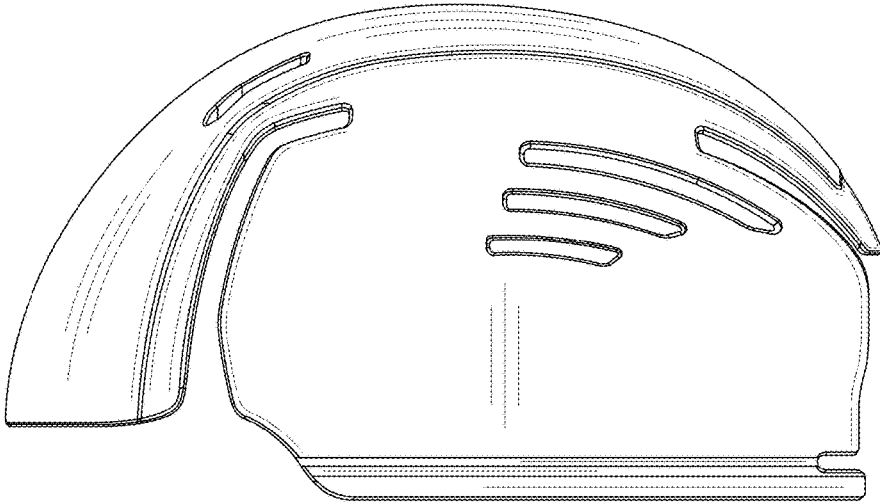


FIG. 6

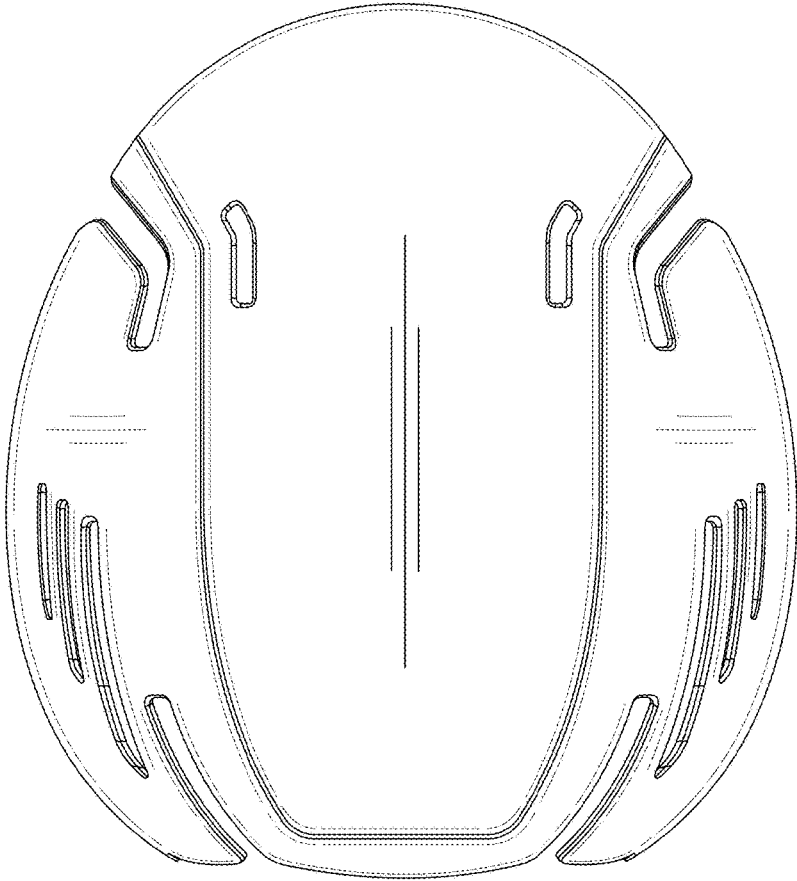


FIG. 7

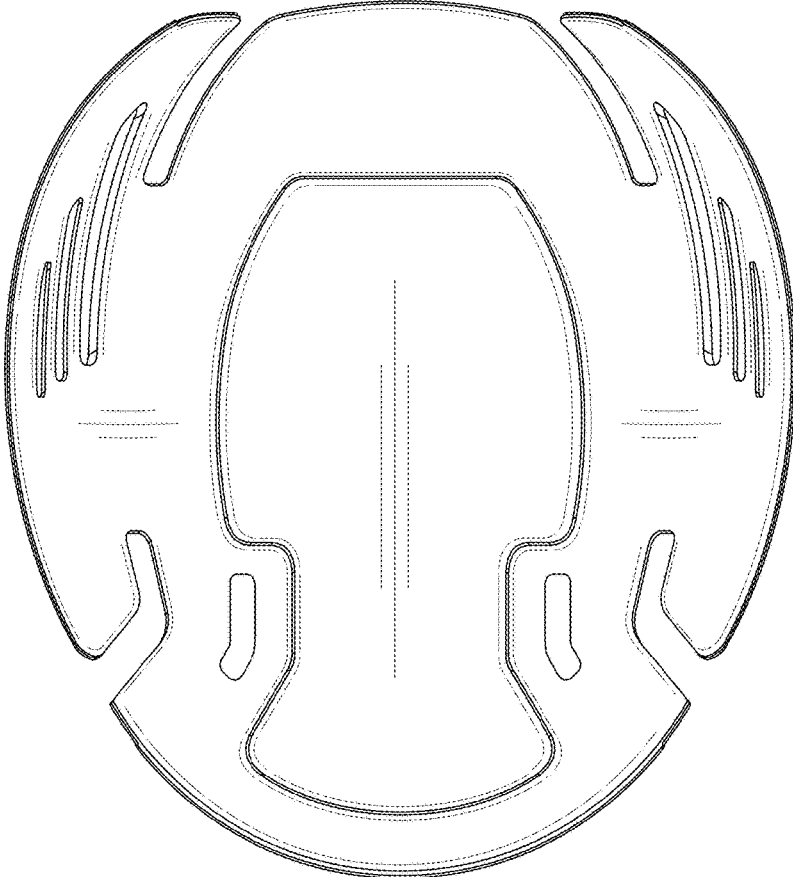


FIG. 8