



US00D660290S

(12) **United States Design Patent**
Weedon

(10) **Patent No.:** **US D660,290 S**

(45) **Date of Patent:** **** May 22, 2012**

(54) **HEADPHONE**

(75) Inventor: **Mark Craig Weedon**, New Territories (HK)

(73) Assignee: **Koninklijke Philips Electronics N.V.**, Eindhoven (NL)

(**) Term: **14 Years**

(21) Appl. No.: **29/394,843**

(22) Filed: **Jun. 22, 2011**

(30) **Foreign Application Priority Data**

Dec. 22, 2010 (EM) 001797382-0001

(51) **LOC (9) Cl.** **14-01**

(52) **U.S. Cl.** **D14/223**

(58) **Field of Classification Search** D14/205, D14/206, 223; 181/129, 130, 135; 379/430, 379/420.01, 420.02, 420.03, 420.04; 381/380, 381/381; 455/90.3, 575.1

See application file for complete search history.

(56) **References Cited**

U.S. PATENT DOCUMENTS

5,363,444 A * 11/1994 Norris 379/430
D567,217 S * 4/2008 Kamo et al. D14/205

D572,703 S *	7/2008	Ledbetter et al.	D14/205
D573,978 S *	7/2008	Ledbetter et al.	D14/205
D576,154 S *	9/2008	Ledbetter et al.	D14/223
D587,681 S *	3/2009	Yanai	D14/205
D587,685 S *	3/2009	Densho	D14/206
D589,493 S *	3/2009	Densho	D14/206
D594,441 S *	6/2009	Lee et al.	D14/205
7,551,748 B2 *	6/2009	Kamo et al.	381/380
D598,894 S *	8/2009	Masuda et al.	D14/205
D599,778 S *	9/2009	Ando	D14/205
D623,171 S *	9/2010	Chen et al.	D14/223
D627,764 S *	11/2010	Tsai et al.	D14/223
D628,193 S *	11/2010	Zheng	D14/223
D629,395 S *	12/2010	Lee et al.	D14/223
D642,262 S *	7/2011	Wagner	D24/133
D643,416 S *	8/2011	Chong et al.	D14/223

* cited by examiner

Primary Examiner — Paula Greene

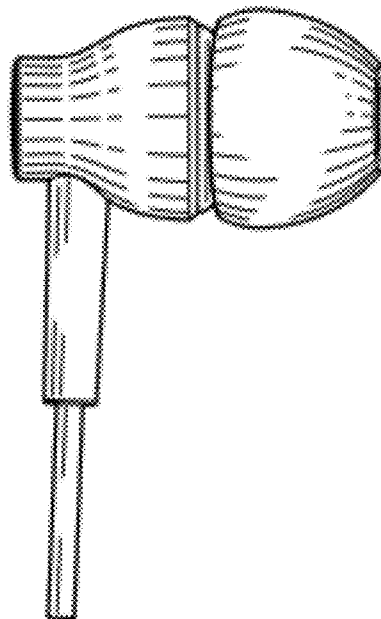
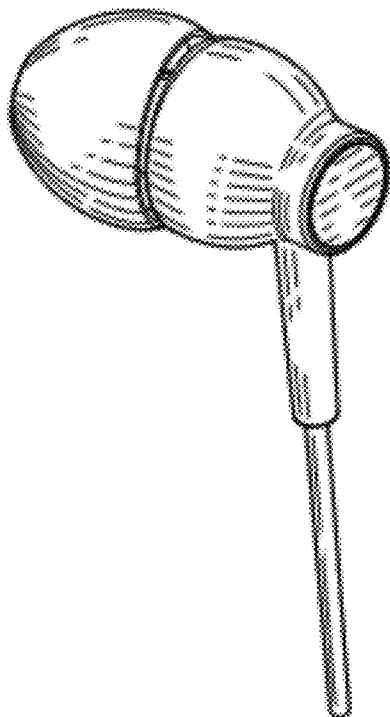
(57) **CLAIM**

The ornamental design for a headphone, as shown.

DESCRIPTION

FIG. 1 is a perspective view showing my design;
FIG. 2 is a front elevational view thereof;
FIG. 3 is a rear elevational view thereof;
FIG. 4 is a right side elevational view thereof;
FIG. 5 is a left side elevational view thereof;
FIG. 6 is a top plan view thereof; and,
FIG. 7 is a bottom plan view thereof.

1 Claim, 2 Drawing Sheets



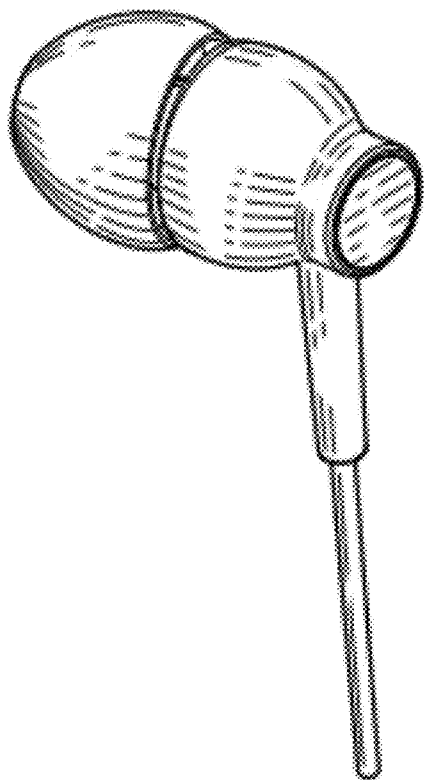


FIG. 1

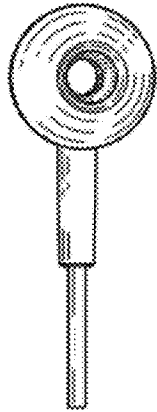


FIG. 2

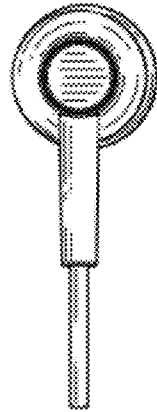


FIG. 3

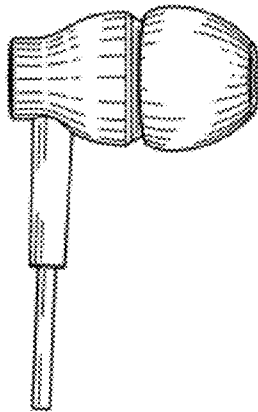


FIG. 4

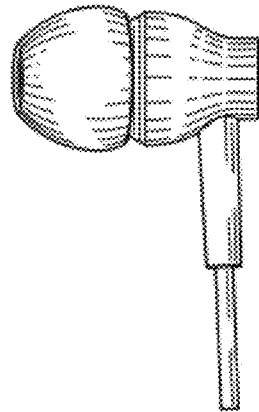


FIG. 5

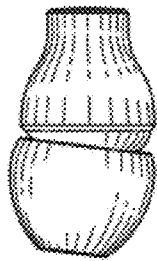


FIG. 6

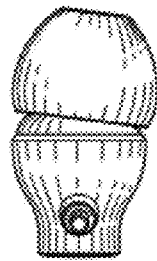


FIG. 7