

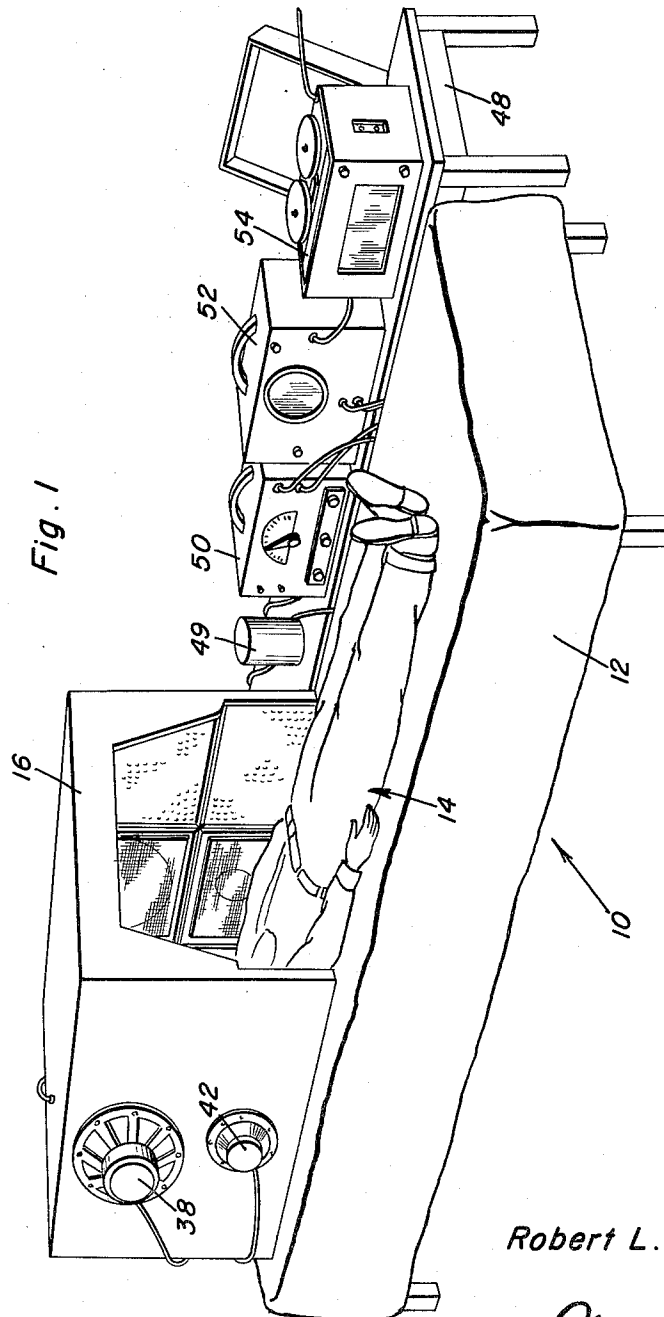
Dec. 26, 1961

R. L. CARLIN
HYPNOTIC INDUCER

3,014,477

Filed Aug. 16, 1956

2 Sheets-Sheet 1



Robert L. Carlin
INVENTOR.

BY *Alance A. Olson*
and *Harvey B. Jacobson*
Attorneys

Dec. 26, 1961

R. L. CARLIN
HYPNOTIC INDUCER

3,014,477

Filed Aug. 16, 1956

2 Sheets-Sheet 2

Fig. 2

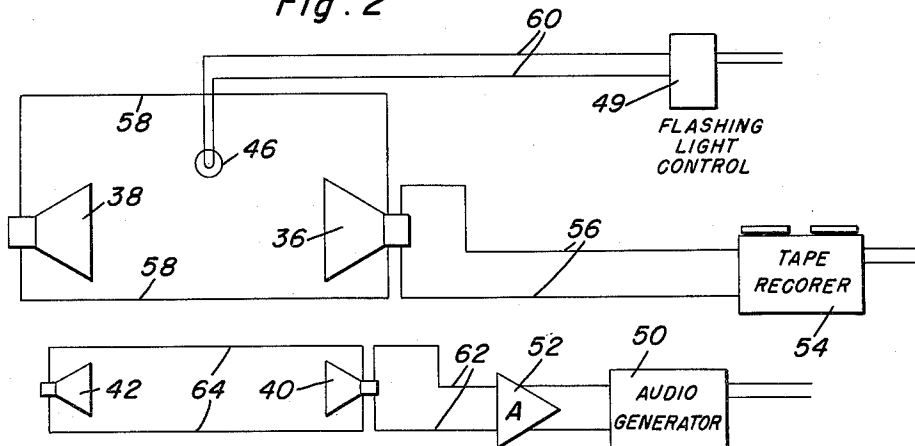


Fig. 3

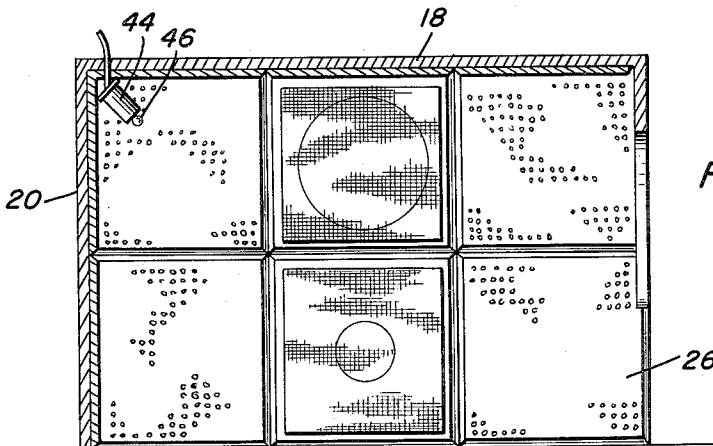
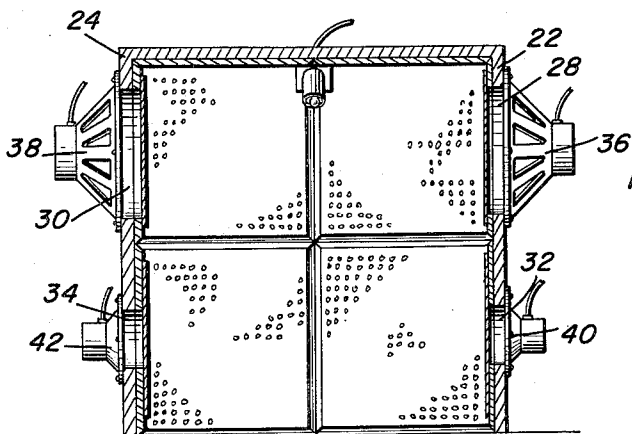


Fig. 4



Robert L. Carlin
INVENTOR.

BY *Clarence A. O'Brien*
and *Harvey E. Jacobson*
Attorneys

1

3,014,477

HYPNOTIC INDUCER

Robert L. Carlin, 920 College Ave., Alton, Ill.

Filed Aug. 16, 1956, Ser. No. 604,359

3 Claims. (Cl. 128-1)

This invention relates to a therapeutic appliance and more particularly to a novel hypnotic inducer.

The primary object of the present invention resides in the provision of physical means of inducing a state of hypnosis.

Some of the uses of the invention are as an adjunct in the treatment of emotional disorders by psychiatrists and psychologists. For patients who have psychosomatic complaints, a physician could play a tape giving post-hypnotic suggestions to impart a feeling of well being and speedy recovery. Obstetricians could use this method for conditioning expectant mothers, and it could be used during the delivery of the child to eliminate pain and anxiety. Other and varied uses may be made of this hypnotic inducer for research, clinical aid, interrogation, teaching purposes, and to improve personalities and talents.

The construction of this invention features the use of a couch or bed on which a hood is positioned, which hood carries means for affecting the audible and visual senses of a subject so as to induce fatigue while providing audible suggestion to the subject.

Still further objects and features of this invention reside in the provision of a hypnotic inducer that is effective in use, composed of readily available components or those which can be easily manufactured so as to allow the device to be constructed at a comparatively low cost, and which is very easy to operate.

These, together with the various ancillary objects and features of the invention which will become apparent as the following description proceeds, are attained by this hypnotic inducer, a preferred embodiment of which has been illustrated in the accompanying drawings, by way of example only, wherein:

FIGURE 1 is a perspective view of the hypnotic inducer comprising the present invention;

FIGURE 2 is a wiring diagram of the various electrical components of the invention;

FIGURE 3 is a longitudinal sectional view of the hood comprising one of the important elements of the invention; and

FIGURE 4 is a transverse sectional view of the hood.

With continuing reference to the accompanying drawings wherein like reference numerals designate similar parts throughout the various views, reference numeral 10 generally designates the hypnotic inducer comprising the present invention. This hypnotic inducer 10 includes a couch 12 of any suitable shape or configuration on which a subject generally indicated at 14 may lie down in a comfortable position. The term couch 12 includes any sort of article of furniture of that description and includes beds, mattresses or the like. Positioned in overlying relationship with respect to the upper parts of the body of the subject 14 and the subject's head is a hood 16. As can be seen best in FIGURES 3 and 4, the hood 16 includes a top 18, a rear wall 20, and side walls 22 and 24. The hood is completely lined with a sound absorbing, sound proofing material as indicated at 26.

2

The side walls as well as the sound proofing thereof are apertured as at 28, 30 and 32, 34. Positioned in alignment with these apertures and secured to the side walls of the hood are pairs of loud speakers 36, 38 and 40, 42.

5 Mounted against the upper central portion of the rear wall and the central rear portion of the upper wall 18 is a lamp socket and reflector as indicated at 44 in which a lamp 46 adapted to serve as a light source is positioned.

10 A table or any other suitable support, if desired, and indicated at 43 may be positioned adjacent the couch 12. Positioned on the table 43 is a control unit 49 for the lamp 46, an audio generator 50, and amplifier 52, and a conventional tape recorder 54 or other suitable device of similar nature.

15 As can be seen from an inspection of FIGURE 2, the tape recorder or phonograph 54 is connected through suitable sets of conductors 56 and 58 to the loud speakers 36 and 38. Further, the flashing light control 49 is connected through suitable conductors as at 60 to the lamp 46. The loud speakers 40 and 42 are connected through 20 sets of conductors 62 and 64 and to the audio generator 50 which is amplified by the amplifier 52.

When using the hypnotic inducer comprising the present invention the operator, who need not be especially 25 skilled in the art, must be serious in presenting the technique. The operator will tell the subject that the operator feels the process will help the subject to relax, be able to relieve nervousness, and illustrate that highly successful results have been obtained from the use of the hypnotic inducer. Then, after explaining the procedure to the subject and that the device has been tested and checked, the audio generator is set for maximum output from speakers 36 and 38 and the amplifier is tuned 30 to full volume so that a signal of a frequency just barely higher than the audible range of the subject is maintained. This high frequency will not only serve to fatigue the subject but will also permit undistracted perception of intelligible, audible messages from the tape recorder through speakers 42 and 44 for psychologically inducing 35 sleep in addition to the sleep-inducing ultra-sonic and flashing light stimuli combined and concentrated within the sound-proofed hood 16. The switch on the flashing light control 49 is operated therefore to actuate the flashing light 46. Also, the tape recorder is turned on and the subject is instructed to look at the flashing light. 40 This tape recording may have any suitable verbal suggestions for rendering the subject sleepy and relaxed rapidly culminating in the state of hypnosis as a result of the combined effects of the ultra-sonic and verbal stimuli as the subject's concentration is directed to a fixation point established by the flashing light.

The use of the invention may be augmented with any further explanation as desired and such further suggestion or treatment as the therapist may feel desirable.

55 What is claimed as new is as follows:

1. A hypnosis inducing device comprising sound-proofed hood means for enclosing the head of a person, and means for producing plural signals within the hood means including, ultra-sonic pressure wave generating means operatively connected to the hood means and directed toward the ears of the person for producing a non-audible physiological sleep-inducing stimulus, and intelligible, audible message producing means operatively 60 connected to the hood means to simultaneously provide the person with psychological sleep-inducing stimulus

3

without distraction from the ultra-sonic generating means.

2. The combination of claim 1, including flashing light means mounted within the hood means to establish a fixation point for concentration by the person during the simultaneous application of the sleep-inducing stimuli.

3. The combination of claim 2, wherein the ultra-sonic pressure wave generating means includes speaker means operatively mounted in the hood means, variable audio amplifier means electrically connected to the speaker means and power oscillator means operatively connected to the amplifier means to produce an ultra-sonic signal.

References Cited in the file of this patent

UNITED STATES PATENTS

908,444	Burrhus	Jan. 5, 1909
2,304,095	Hull	Dec. 8, 1942

4

2,501,808

2,608,969

2,659,073

Brockway et al. Mar. 28, 1950

Gordon Sept. 2, 1952

Wiesman Nov. 10, 1953

FOREIGN PATENTS

888,601

807,833

Germany Sept. 3, 1953

France Oct. 26, 1936

OTHER REFERENCES

10 Wakim: Ultrasonic Energy as Applied to Medicine from the American Journal of Physical Medicine, February 1953, volume 32, No. 1, pages 32-45 (page 35 relied on). (Copy in Division 55.)

15 Norry: Metodologia Hipnotica, La Semana Medica (Buenos Aires), March 1, 1956, pp. 312-318. (Copy in Division 55.)