



(11) **EP 2 992 877 A1**

(12) **EUROPEAN PATENT APPLICATION**

(43) Date of publication:
09.03.2016 Bulletin 2016/10

(51) Int Cl.:
A61K 31/137 ^(2006.01) **A61K 45/06** ^(2006.01)
A61P 29/00 ^(2006.01)

(21) Application number: **15003060.9**

(22) Date of filing: **14.06.2011**

(84) Designated Contracting States:
**AL AT BE BG CH CY CZ DE DK EE ES FI FR GB
GR HR HU IE IS IT LI LT LU LV MC MK MT NL NO
PL PT RO RS SE SI SK SM TR**

(30) Priority: **15.06.2010 EP 10006202**

(62) Document number(s) of the earlier application(s) in
accordance with Art. 76 EPC:
11730199.4 / 2 582 366

(71) Applicant: **Grünenthal GmbH
52078 Aachen (DE)**

(72) Inventors:
• **Schiene, Klaus
41363 Jüchen (DE)**
• **Bloms-Funke, Petra
52146 Würselen (DE)**

Remarks:

This application was filed on 27-10-2015 as a
divisional application to the application mentioned
under INID code 62.

(54) **PHARMACEUTICAL COMBINATION FOR THE TREATMENT OF PAIN**

(57) The present invention relates to a combination
comprising as components (a) at least one 3-(3-Dimeth-
ylamino-1-ethyl-2-methyl-propyl)-phenol compound,
and (b) at least one NMDA-antagonist, a pharmaceutical
formulation and a dosage form comprising said combi-
nation as well as a method of treating pain, e.g. inflam-
matory pain or neuropathic pain, wherein components

(a) and (b) are administered simultaneously or sequen-
tially to a mammal, whereby component (a) may be ad-
ministered before or after component (b) and whereby
components (a) or (b) are administered to the mammal
either via the same or a different pathway of administra-
tion.

EP 2 992 877 A1

Description

[0001] The present invention relates to a combination comprising as components (a) at least one 3-(3-Dimethylamino-1-ethyl-2-methyl-propyl)-phenol compound, and (b) at least one NMDA-antagonist, a pharmaceutical formulation and a dosage form comprising said combination as well as a method of treating pain, e.g. inflammatory pain or neuropathic pain, wherein components (a) and (b) are administered simultaneously or sequentially to a mammal, whereby component (a) may be administered before or after component (b) and whereby components (a) or (b) are administered to the mammal either via the same or a different pathway of administration.

[0002] The treatment of chronic and acute pain conditions is extremely important in medicine. There is currently a worldwide demand for additional, not exclusively opioid-based, but highly effective pain treatment. The urgent need for action for patient-oriented and purposeful treatment of pain conditions, this being taken to mean the successful and satisfactory treatment of pain for the patient, is documented in the large number of scientific papers that have recently appeared in the field of applied analgesics and fundamental research work on nociception.

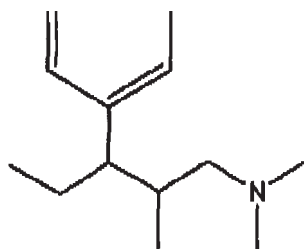
[0003] Even if the analgesics that are currently used for treating pain, for example opioids, NA- and 5HT-reuptake inhibitors, NSAIDS and COX inhibitors, are analgesically effective, side effects nevertheless sometimes occur. Sometimes substance combinations comprising two different drugs show super-additive therapeutic effects upon administration. Due to such a super-additive effect the overall dose and accordingly the risk of undesired side effects can be reduced. Examples of combinations comprising 3-(3-Dimethylamino-1-ethyl-2-methyl-propyl)-phenol are disclosed in WO2007/128412, WO2007/128413 and WO2010/025931.

[0004] Thus, it was an object of the present invention to find further combinations having improved properties. It was also an object of the present invention to find further combinations that are suitable for the treatment of pain and that preferably exhibit fewer undesired side effects compared to its individual components, if administered in effective doses.

[0005] It has been found that a combination comprising (a) at least one 3-(3-Dimethylamino-1-ethyl-2-methyl-propyl)-phenol compound, and (b) at least one NMDA-antagonist exhibits an analgesic effect. If these components are present in the composition in such a weight ratio that a super-additive or synergistic therapeutic effect is observed upon administration to the patients, the overall administered dose may be lowered, so that fewer undesired side-effects will occur.

[0006] Accordingly, the present invention relates to a pharmaceutical combination comprising as components

(a) 3-(3-Dimethylamino-1-ethyl-2-methyl-propyl)-phenol of formula (I)



(I),

of its pure stereoisomers, in particular

optionally in form of one of its pure stereoisomers, in particular an enantiomer or a diastereomer, a racemate or in form of a mixture of its stereoisomers, in particular enantiomers and/or diastereomers in any mixing ratio, or any corresponding acid addition salt thereof, and
(b) at least one NMDA-antagonist.

[0007] In one embodiment of the inventive combination the compound of formula (I) is selected from

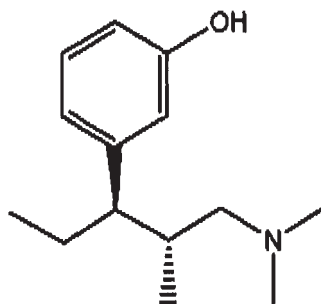
(1R,2R)-3-(3-Dimethylamino-1-ethyl-2-methyl-propyl)-phenol,
(1S,2S)-3-(3-Dimethylamino-1-ethyl-2-methyl-propyl)-phenol,
(1R,2S)-3-(3-Dimethylamino-1-ethyl-2-methyl-propyl)-phenol,
(1S,2R)-3-(3-Dimethylamino-1-ethyl-2-methyl-propyl)-phenol, and any mixture thereof.

[0008] In another embodiment of the inventive combination the compound of formula (I) is selected from

(1R,2R)-3-(3-Dimethylamino-1-ethyl-2-methyl-propyl)-phenol, and
 (1S,2S)-3-(3-Dimethylamino-1-ethyl-2-methyl-propyl)-phenol, and any mixture thereof.

[0009] In yet another embodiment the inventive combination comprises

(a) the compound (1R,2R)-3-(3-Dimethylamino-1-ethyl-2-methyl-propyl)-phenol of formula (I'),



(I')

or an acid addition salt thereof, and

(b) at least one NMDA-antagonist.

[0010] The compound 3-(3-Dimethylamino-1-ethyl-2-methyl-propyl)-phenol of formula (I), its stereoisomers and corresponding salts thereof as well as methods for their preparation are well known, for example, from US 6,248,737 B1. The respective parts of the description are hereby incorporated by reference and form part of the present disclosure.

[0011] The definition of component (a) as used herein includes 3-(3-Dimethylamino-1-ethyl-2-methyl-propyl)-phenol, derivatives thereof and stereoisomers thereof in any possible form, thereby particularly including solvates and polymorphs, salts, in particular acid addition salts and corresponding solvates and polymorphs.

[0012] The term derivative as used herein particularly includes prodrugs such as ethers and esters of the active substance. Suitable methods for selecting and preparing a prodrug of a given substance are for example described in "Textbook of Drug Design and Discovery", 3rd edition, 2002, chapter 14, pages 410-458, Editors: Krogsgaard-Larsen et al., Taylor and Francis. The respective parts of said literature description are incorporated by reference and form part of the present disclosure.

[0013] If component (a) is present as mixture of enantiomers, such a mixture may contain the enantiomers in racemic or non-racemic form. A non-racemic form could, for example, contain the enantiomers in a ratio of $60 \pm 5:40 \pm 5$, $70 \pm 5:30 \pm 5$, $80 \pm 5:20 \pm 5$ or $90 \pm 5:10 \pm 5$.

[0014] The compound 3-(3-Dimethylamino-1-ethyl-2-methyl-propyl)-phenol and its stereoisomers according to component (a) may be present in the inventive pharmaceutical composition in form of an acid addition salt, whereby any suitable acid capable of forming such an addition salt may be used.

[0015] The conversion of 3-(3-Dimethylamino-1-ethyl-2-methyl-propyl)-phenol into a corresponding addition salt, for example, via reaction with a suitable acid may be effected in a manner well known to those skilled in the art. Suitable acids include but are not limited to hydrochloric acid, hydrobromic acid, sulfuric acid, methanesulfonic acid, formic acid, acetic acid, oxalic acid, succinic acid, tartaric acid, mandelic acid, fumaric acid, lactic acid, citric acid, glutamic acid and/or aspartic acid. Salt formation is preferably effected in a solvent, for example, diethyl ether, diisopropyl ether, alkyl acetates, acetone and/or 2-butanone. Moreover, trimethylchlorosilane in aqueous solution is also suitable for the preparation of hydrochlorides.

[0016] The N-methyl-D-aspartate (NMDA) receptor is part of a glutamatergic neurotransmitter-receptor system, the so-called NMDA-receptor/ion-channel complex. It comprises different binding sites that are located inside and outside of the ion-channel. An NMDA receptor antagonist or simply NMDA-antagonist is a substance that interacts with such a binding site and exerts at least partially inhibiting properties related to said binding site.

[0017] NMDA-antagonists are well known to those skilled in the art and particularly include, without being limited thereto, N-containing phosphonic acids, such as norvaline (AP5), D-norvaline (D-AP5), 4-(3-phosphono-propyl)-piper-

azine-2- carboxylic acid (CPP), D-(E)-4-(3-phosphonoprop-2-enyl)piperazine-2-carboxylic acid (D-CPPene), cis-4-(phosphonomethyl)-2-piperidine carboxylic acid (Selfotel, CGS 19755), SDZ-220581, PD-134705, LY-274614 and WAY-126090; quinolinic acids, such as kynurenic acid, 7-chloro-kynurenic acid, 7-chloro-thiokynurenic acid and 5,7-dichloro-kynurenic acid, prodrugs thereof, such as 4-chlorokynurenine and 3-hydroxy-kynurenine; 4-aminotetrahydroquinolin-carboxylates, such as L-689,560; 4-hydroxyquinolin-2(1H)-ones, such as L-701,324; quinoxalinediones, such as licostinel (ACEA-1021) and CGP-68,730A; 4,6-dichloro-indole-2-carboxylate derivatives such as MDL-105,519, gavestinel (GV-150,526) and GV-196,771A; tricyclic compounds, such as ZD-9,379 and MRZ-2/576, (+)-HA-966, morphinan derivatives such as dextromethorphan and dextrophan; benzomorphans, such as BIII-277CL; other opioids, such as dextropropoxyphene, ketobemidone, dextromethadone and D-morphine; amino-adamantanes, such as amantadine and memantine; amino-alkyl-cyclohexanes, such as MRZ-2/579; ifenprodil and ifenprodil-like compounds such as eliprodil and PD-196,860; iminopyrimidines; or other NMDA-antagonists such as nitroprusside, D-cycloserine, 1-amino-cyclopropane-carboxylic acid, dizocilpine (MK 801) and its analogs, phencyclidine (PCP), ketamine ((R,S)-2-(2-Chlorophenyl)-2-(methylamino)cyclohexan-1-on), (R)-ketamine, (S)-ketamine, remacemide and its des-glyciny-metabolite FPL-12,495, AR-R-15,896, methadone, sulfazocine, AN19/AVex-144, AN2/AVex-73, Besonprodil, CGX-1007, EAB-318, Felbamate and NPS-1407. NMDA-Antagonists are, for example, disclosed in "Analgesics. Edited by H. Buschmann, T. Christoph, E. Friderichs, C. Maul, B. Sundermann, 2002, Wiley-VCH Verlag GmbH & Co. KGaA, Weinheim, Germany, in particular pages 389-428. The respective parts of the description are hereby incorporated by reference and form part of the present disclosure.

[0018] Some NMDA-antagonists such as ketamine and memantine are known to be useful in the treatment of neuropathic pain. In one embodiment of the present invention one or more of these NMDA-antagonists is used as component (b).

[0019] Also included are stereoisomers, salts, solvates, polymorphs and derivatives of the NMDA-antagonist component as well as mixtures of any of the foregoing.

[0020] In another embodiment of the inventive combination the NMDA-antagonist according to component (b) is memantine or an acid addition salt thereof such as the hydrochloride addition salt.

[0021] In a further embodiment of the inventive combination the NMDA-antagonist according to component (b) is ketamine or an acid addition salt thereof such as the hydrochloride addition salt.

[0022] In yet another embodiment of the inventive combination the NMDA-antagonist according to component (b) is (R,S)-ketamine or an acid addition salt thereof such as the hydrochloride addition salt.

[0023] In still another embodiment of the inventive combination the NMDA-antagonist according to component (b) is (S)-ketamine or an acid addition salt thereof such as the hydrochloride addition salt.

[0024] Another specific embodiment of the present invention is a combination comprising (a) (1R,2R)-3-(3-Dimethylamino-1-ethyl-2-methyl-propyl)-phenol, or an acid addition salt thereof such as the hydrochloride addition salt, and (b) memantine or an acid addition salt thereof such as the hydrochloride addition salt.

[0025] Yet another specific embodiment of the present invention is a combination comprising (a) (1R,2R)-3-(3-Dimethylamino-1-ethyl-2-methyl-propyl)-phenol, or an acid addition salt thereof such as the hydrochloride addition salt, and (b) ketamine or an acid addition salt thereof such as the hydrochloride addition salt.

[0026] Yet a further specific embodiment of the present invention is a combination comprising (a) (1R,2R)-3-(3-Dimethylamino-1-ethyl-2-methyl-propyl)-phenol, or an acid addition salt thereof such as the hydrochloride addition salt, and (b) (R,S)-ketamine or an acid addition salt thereof such as the hydrochloride addition salt.

[0027] Yet still another specific embodiment of the present invention is a combination comprising (a) (1R,2R)-3-(3-Dimethylamino-1-ethyl-2-methyl-propyl)-phenol, or an acid addition salt thereof such as the hydrochloride addition salt, and (b) (S)-ketamine or an acid addition salt thereof such as the hydrochloride addition salt.

[0028] Some NMDA-antagonists comprise functional groups, for example, acidic groups such as carboxy groups which are capable of forming salts with the 3-(3-Dimethylamino-1-ethyl-2-methyl-propyl)-phenol component of formula (I), thereby incorporating both components (a) and (b) in one and the same salt.

[0029] Thus, in another embodiment of the present invention the inventive combination comprises components (a) and (b) in form of a salt formed from these two components. Such a salt formation may be partial, i.e. the inventive composition comprises one or both of these components also in their non-salt form, or the salt formation may essentially be complete.

[0030] Both components (a) and (b) as part of the inventive combination may be administered in amounts up to their maximum daily dosage, which is known to those skilled in the art.

[0031] Memantine may preferably be administered to a patient in a daily dosage of 1 to 20 mg.

[0032] Racemic ketamine may preferably be administered to a patient in a daily dosage of 0.1 to 10 mg/kg, the S-enantiomer of ketamine may preferably be administered to a patient in a daily dosage of 1 to 10 mg/kg.

[0033] The compound (1R,2R)-3-(3-Dimethylamino-1-ethyl-2-methyl-propyl)-phenol may preferably be administered to a patient in a daily dosage of 25 to 1000 mg, particularly preferably in a dosage of 50 to 800 mg, more particularly preferably in a dosage of 100 to 600 mg.

[0034] When administered as part of the inventive combination the administered amount per day of component (a)

and/or component (b) may be less than the respective maximum daily dosage and be, for example, 75 ± 15 wt.-%, 75 ± 10 wt.-%, 75 ± 5 wt.-%, 50 ± 15 wt.-%, 50 ± 10 wt.-%, 50 ± 5 wt.-%, 25 ± 15 wt.-%, 25 ± 10 wt.-% and 25 ± 5 wt.-% for each of the components.

[0035] In another embodiment of the present invention the inventive combination may contain components (a) and (b) essentially in an equieffective ratio.

[0036] In yet a further embodiment of the inventive combination components (a) and (b) are present in such a weight ratio that the resulting composition will exert a supra-additive or synergistic effect upon administration to a patient. Suitable weight ratios can be determined by methods well known to those skilled in the art. Both components (a) and (b) may also be present in the inventive combination in ratios deviating from the equieffective ratio. For, example, each of the components could be present in a range from 1/50 of the equieffective amount to 50 times the equieffective amount, from 1/20 of the equieffective amount to 20 times the equieffective amount, from 1/10 of the equieffective amount to 10 times the equieffective amount, from 1/5 of the equieffective amount to 5 times the equieffective amount, from 1/4 of the equieffective amount to 4 times the equieffective amount, from 1/3 of the equieffective amount to 3 times the equieffective amount, or from 1/2 of the equieffective amount to 2 times the equieffective amount.

[0037] In another embodiment of the present invention the components (a) and (b) can be administered in a specific dosage regimen to treat pain, for example, neuropathic pain. Components (a) and (b) may be administered simultaneously or sequentially to one another, in each case via the same or different administration pathways.

[0038] Another aspect of the present invention is therefore a method of treating pain, characterized in that components (a) and (b) are administered simultaneously or sequentially to a mammal, wherein component (a) may be administered before or after component (b) and wherein components (a) or (b) are administered to the mammal either via the same or a different pathway of administration.

The term pain as used herein includes but is not limited to inflammatory pain, - neuropathic pain, acute pain, chronic pain, visceral pain, migraine pain and cancer pain.

[0039] Suitable pathways of administration include but are not limited to oral, intravenous, intraarterial, intraperitoneal, intradermal, transdermal, intrathecal, intramuscular, intranasal, transmucosal, subcutaneous, and rectal administration.

[0040] The inventive combinations are toxicologically safe and are therefore suitable for the treatment of mammals, particularly humans including infants, children and grown-ups.

[0041] Thus, in a further aspect the present invention relates to a pharmaceutical composition comprising an inventive combination as described herein and one or more auxiliary agents.

[0042] In a further aspect the present invention relates to a pharmaceutical dosage form comprising an inventive combination as described herein and one or more auxiliary agents.

[0043] In one embodiment, the inventive pharmaceutical dosage form is suitable for being administered orally, intravenously, intraarterially, intraperitoneally, intradermally, transdermally, intrathecally, intramuscularly, intranasally, transmucosally, subcutaneously, or rectally.

[0044] The inventive formulations and dosage forms may contain auxiliary agents, for example, carriers, fillers, solvents, diluents, colorants and/or binders. The selection of auxiliary agents and of the amounts of the same to be used depends, for example, on how the drug is to be administered, e.g. orally, intravenously, intraarterially, intraperitoneally, intradermally, transdermally, intramuscularly, intranasally or locally, for example for infections of the skin, of the mucous membranes or of the eye.

[0045] Suitable auxiliary agents in the context of this invention are in particular any substances known to a person skilled in the art useful for the preparation of galenical formulations. Examples of suitable auxiliary agents include but are not limited to: water, ethanol, 2-propanol, glycerol, ethylene glycol, propylene glycol, polyethylene glycol, polypropylene glycol, glucose, fructose, lactose, saccharose, dextrose, molasses, starch, modified starch, gelatine, sorbitol, inositol, mannitol, microcrystalline cellulose, methyl cellulose, carboxymethyl cellulose, cellulose acetate, shellac, cetyl alcohol, polyvinyl pyrrolidone, paraffins, waxes, natural and synthetic gums, acacia gum, alginates, dextran, saturated and unsaturated fatty acids, stearic acid, magnesium stearate, zinc stearate, glycerol stearate, sodium lauryl sulphate, edible oils, sesame oil, coconut oil, peanut oil, soybean oil, lecithin, sodium lactate, polyoxyethylene and polypropylene fatty acid ester, sorbitan fatty acid ester, sorbic acid, benzoic acid, citric acid, ascorbic acid, tannic acid, sodium chloride, potassium chloride, magnesium chloride, calcium chloride, magnesium oxide, zinc oxide, silicon dioxide, titanium oxide, titanium dioxide, magnesium sulphate, zinc sulphate, calcium sulphate, potash, calcium phosphate, dicalcium phosphate, potassium bromide, potassium iodide, talcum, kaolin, pectin, crosspovidone, agar and bentonite.

[0046] Pharmaceutical formulations (dosage forms) in the form of tablets, effervescent tablets, chewing tablets, draagees, capsules, drops, juices or syrups are, for example, suitable for oral administration. Oral pharmaceutical formulations may also be in the form of multiparticulates such as granules, pellets, spheres, crystals and the like, optionally compressed into a tablet, filled into a capsule, filled into a sachet or suspended in a suitable liquid medium. Oral pharmaceutical formulations may also be equipped with an enteric coating.

[0047] Pharmaceutical formulations that are suitable for parenteral, topical and inhalative administration include but are not limited to solutions, suspensions, easily reconstitutable dry preparations and sprays.

[0048] Suppositories are a suitable pharmaceutical formulation for rectal administration. Formulations in a deposit, in dissolved form, for example, in a patch optionally with the addition of agents to promote skin penetration, are examples of suitable formulations for percutaneous administration.

[0049] One or both of the components (a) and (b) may be present in the inventive pharmaceutical formulation at least partially in controlled-release form. Moreover, any controlled release/immediate release combination of said components may also be present in the inventive pharmaceutical formulation. For example, one or both of the components may be released from the inventive formulations with a certain delay, e.g. if administered orally, rectally or percutaneously. Such formulations are particularly useful for "once-daily" or "twice-daily" preparations, which only have to be taken once a day, respectively, twice a day. Suitable controlled-release materials are well known to those skilled in the art.

[0050] The inventive pharmaceutical formulations may be produced using materials, means, devices and processes that are well known in the prior art of pharmaceutical formulations, as described for example in "Remington's Pharmaceutical Sciences", A.R. Gennaro (ed.), 17th edition, Mack Publishing Company, Easton, Pa. (1985), in particular in part 8, chapters 76 to 93.

[0051] In order to obtain a solid pharmaceutical formulation such as a tablet, for example, the components of the pharmaceutical composition may be granulated with a pharmaceutical carrier, for example conventional tablet ingredients such as corn starch, lactose, saccharose, sorbitol, talcum, magnesium stearate, dicalcium phosphate or pharmaceutically acceptable gums, and pharmaceutical diluents, for example water, in order to form a solid composition that contains the components in homogeneous distribution. The term "homogeneous distribution" is taken to mean that the components are distributed uniformly over the entire composition, so that said composition may easily be divided into equally effective unit dose forms, such as tablets, pills or capsules and the like. The solid composition is then divided into unit dose forms. The tablets or pills of the pharmaceutical composition according to the invention may also be coated or compounded in a different manner, in order to provide a dose form with a controlled release.

[0052] If one of the components is to be released prior to the other component, for example at least 30 minutes or 1 hour beforehand, pharmaceutical formulations having a corresponding release profile may be prepared. An example of such a formulation is an osmotically driven release system for achieving a delayed release of one component via a coating that itself contains the other component which is accordingly released earlier. In a release system of this kind, which is particularly suitable for oral administration, at least part, and preferably all, of the surface of the release system, preferably those parts that will come into contact with the release medium, is/are semipermeable, preferably equipped with a semipermeable coating, so the surface(s) is/are permeable to the release medium, but substantially, preferably entirely, impermeable to the active ingredient, the surface(s) and/or optionally the coating comprising at least one opening for releasing the active ingredient. Moreover, precisely that/those surface(s) that is/are in contact with the release medium is/are provided with a coating containing and releasing the other component. This is preferably taken to mean a system in tablet form comprising a release opening, an osmotic pharmaceutical composition core, a semipermeable membrane and a polymer portion that exerts pressure upon swelling. A suitable example of this kind of system is the system distributed by ALZA Corporation, USA under the tradenames OROS®, in particular, the OROS® Push-Pull™ System, the OROS® Delayed Push-Pull™ System, the OROS® Multi-Layer Push-Pull™ system, the OROS® Push-Stick System and also, in specific cases, the L-OROS™.

[0053] Embodiments and examples of osmotically driven release systems are, for example, disclosed in US patents 4,765,989, 4,783,337 and 4,612,008, all of the respective contents of which are hereby incorporated by reference and form part of the disclosure of the present invention.

[0054] A further example of a suitable pharmaceutical formulation is a gel-matrix tablet, such as the products developed by Penwest Pharmaceuticals (for example, under TimeRX). Suitable examples are provided in US patents 5,330,761, 5,399,362, 5,472,711 and 5,455,046, all of the respective contents of which are hereby incorporated by reference and form part of the disclosure of the present invention. Particularly suitable is a retarding matrix formulation, with an inhomogeneous distribution of the pharmaceutically active composition, whereby, for example, one component can be distributed in the outer region (the portion that comes into contact with the release medium most quickly) of the matrix and the other component is distributed inside the matrix. On contact with the release medium, the outer matrix layer initially (and rapidly) swells and firstly releases the first component, followed by the significantly (more) retarded release of the other component. Examples of a suitable matrix include matrices with 1 to 80 % by weight of one or more hydrophilic or hydrophobic polymers as pharmaceutically acceptable matrix formers. A further example of a suitable matrix may be inferred from US 4,389,393 the respective contents of which hereby being incorporated by reference and forming part of the disclosure of the present invention.

[0055] The amount of the inventive pharmaceutically active combination to be administered to the patient may vary depending on different factors well known to those skilled in the art, for example, the weight of the patient, the route of administration, or the severity of the illness.

[0056] In another one of its aspects the present invention relates to a combination as described herein for the treatment of pain, wherein the pain is preferably selected from inflammatory pain, neuropathic pain, acute pain, chronic pain, visceral pain, migraine pain and cancer pain.

[0057] In a further aspect the present invention relates to the use of an inventive combination as described herein for the treatment of pain, said pain preferably including but not being limited to inflammatory pain, neuropathic pain, acute pain, chronic pain, visceral pain, migraine pain and cancer pain.

[0058] In another aspect the present invention relates to the use of an inventive combination as described herein for the preparation of a medicament for the treatment of pain, said pain preferably including but not being limited to inflammatory pain, neuropathic pain, acute pain, chronic pain, visceral pain, migraine pain and cancer pain.

[0059] In another aspect the present invention relates to a method of treating pain in a mammal, preferably a human, which comprises administering an effective amount of an inventive combination as described herein to the mammal.

[0060] The present invention also relates to a kit comprising a combination or dosage forms comprising a combination or individual components of the combination.

Pharmacological methods:

Randall-Selitto test in rats

[0061] The weight ratios of the components (a) and (b) that will lead to a supra-additive effect (synergistic effect) of the inventive pharmaceutical composition may be determined via the test of Randall and Selitto as described in Arch. Int. Pharmacodyn., 1957, 111: 409 to 419, which is a test of mechanical nociception that may be adapted to evaluate mechanical hyperanalgesia in models of inflammatory or neuropathic pain. The respective part of the literature is hereby incorporated by reference and forms part of the present disclosure.

[0062] Acute inflammation is induced by an intraplantar injection of 0.1 ml of a carrageenan-solution (0.5 % in distilled water) into a hind paw of a rat. The mechanical nociceptive threshold is measured 4 hours later using an Algesiometer (Ugo Basile, Italy). The device generates a mechanical force with a linear increase over time. The force is applied to the dorsal surface of the inflamed rat hind paw via a cone-shaped stylus with a rounded tip (2 mm tip diameter). The nociceptive threshold is defined as the force (in grams) at which the rat vocalises (cut-off force 250 g). The mechanical nociceptive threshold is measured at different timepoints after the drug or vehicle administration. The antinociceptive and/or antihyperalgesic activity of the tested substance is expressed as percentages of maximum possible effect (%MPE). The group size is $n = 12$.

[0063] The analysis of the results with respect to a supra-additive effect of the inventive pharmaceutical composition comprising the components (a) and (b) is carried out via statistical comparison of the theoretical additive ED_{50} -value with the experimentally determined ED_{50} -value of a so-called fixed ratio combination (isobolographic analysis according to Tallarida JT, Porreca F, and Cowan A. Statistical analysis of drug-drug and site-site interactions with isobolograms. Life Sci 1989; 45: 947 - 961).

The interactions studies presented herein were performed using equieffective doses of the two components, calculated from the ratio of the respective ED_{50} values of the components if administered alone.

[0064] The application route was intravenous (i.v.) for (1R,2R)-3-(3-Dimethylamino-1-ethyl-2-methyl-propyl)-phenol hydrochloride (hereinafter referred to as tapentadol hydrochloride) and intraperitoneal (i.p.) for ketamine ((R,S)-ketamine hydrochloride) and memantine (memantine hydrochloride). When tapentadol hydrochloride was applied alone, the peak effect was reached 15 min p. appl. (timepoint of first measurement) and an ED_{50} -value of 1.75 (1.69-1.81) mg/kg i.v. was calculated. Ketamine hydrochloride induced a dose-dependent analgesic effect with an ED_{50} -value of 20.2 (19.0 - 21.3) mg/kg i. p. respectively, reaching the peak effect 15 min p. appl. According to their respective timepoint of peak effect, (1 R,2R)-3-(3-Dimethylamino-1-ethyl-2-methyl-propyl)-phenol hydrochloride was applied 15 min and ketamine hydrochloride 15 min before timepoint of measurement of the interaction-experiments (both components were applied simultaneously). Memantine hydrochloride induced a dose-dependent analgesic effect with an ED_{50} -value of 19.1 (17.0 - 22.0) mg/kg i. p. respectively, reaching the peak effect 15 min p. appl.. According to their respective timepoint of peak effect, (1R,2R)-3-(3-Dimethylamino-1-ethyl-2-methyl-propyl)-phenol hydrochloride was applied 15 min and memantine hydrochloride 15 min before timepoint of measurement of the interaction-experiments (both components were applied simultaneously).

[0065] Thus, the time point of ED_{50} calculation of both combinations corresponded to the timepoint of the peak effect of the respective compound. The isobolographic analysis revealed that the experimental ED_{50} -values of the combinations were significantly lower than the respective theoretical ED_{50} -values. Thus, the combination studies demonstrated significant synergistic interaction of (1R,2R)-3-(3-Dimethylamino-1-ethyl-2-methyl-propyl)-phenol hydrochloride with the NMDA-antagonists, ketamine hydrochloride and memantine hydrochloride.

[0066] The results of the isobolographic analysis are summarized in the following table.

[0067] Experimental ED_{50} values of tapentadol hydrochloride (A) and ketamine hydrochloride or A and memantine hydrochloride, respectively, and isobolographic analysis of the interaction between A and these NMDA-antagonists:

5
10
15
20
25
30
35
40
45
50
55

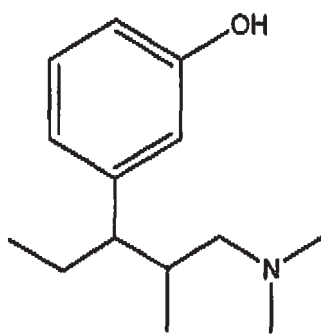
Substance / ED ₅₀ [mg/kg]	tapentadol hydrochloride (A)	ketamine hydrochloride	memantine hydrochloride	Theoretical ED ₅₀ of the combination	Experimental ED ₅₀ of the combination	Interaction
tapentadol hydrochloride (A) + ketamine hydrochloride	1.75 (1.69 - 1.81)	20.2 (19.0 - 21.3)	-	11.0 (10.6 - 11.3)	9.2 (8.6 - 9.7)	supra-additive (p < 0.001)
tapentadol hydrochloride (A) + memantine hydrochloride	1.75 (1.69 - 1.81)	-	19.1 (17.0 -22.0)	10.4 (9.7 - 11.1)	9.6 (9.0 - 10.2)	supra-additive (p < 0.05)
p: Level of statistical significance						

[0068] The dose ratio of A to ketamine hydrochloride can be calculated to be 1:11.5 and the dose ratio of A to memantine hydrochloride can be calculated to be 1:10.9.

Claims

1. A combination comprising as component(s):

(a) at least one 3-(3-Dimethylamino-1-ethyl-2-methyl-propyl)-phenol of formula (I),



(I)

optionally in form of one of its stereoisomers, in particular an enantiomer or a diastereomer, a racemate or in form of a mixture of its stereoisomers, in particular enantiomers and/or diastereomers in any mixing ratio, or any corresponding acid addition salt thereof, and
(b) at least one NMDA-antagonist.

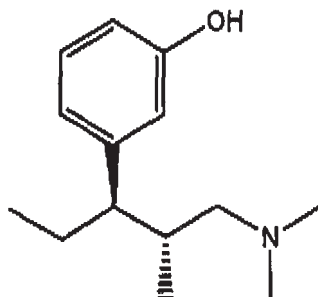
2. Combination according to claim 1, **characterized in that** the compound of formula (I) is selected from

(1R,2R)-3-(3-Dimethylamino-1-ethyl-2-methyl-propyl)-phenol,
(1S,2S)-3-(3-Dimethylamino-1-ethyl-2-methyl-propyl)-phenol,
(1R,2S)-3-(3-Dimethylamino-1-ethyl-2-methyl-propyl)-phenol,
(1S,2R)-3-(3-Dimethylamino-1-ethyl-2-methyl-propyl)-phenol, and any mixture thereof.

3. Combination according to claim 2, **characterized in that** the compound of formula (I) is selected from

(1R,2R)-3-(3-Dimethylamino-1-ethyl-2-methyl-propyl)-phenol,
(1S,2S)-3-(3-Dimethylamino-1-ethyl-2-methyl-propyl)-phenol, and any mixture thereof.

4. Combination according to claim 2 or 3, **characterized in that** the compound of formula (I) is (1R,2R)-3-(3-Dimethylamino-1-ethyl-2-methyl-propyl)-phenol of formula (I'),



(I')

or an acid addition salt thereof, whereby the acid addition salt of hydrochloride is preferred.

- 5 5. Combination according to any of claims 1-4, **characterized in that** the NMDA-antagonist is selected from the group consisting of norvaline (AP5), D-norvaline (D-AP5), 4-(3-phosphono-propyl)-piperazine-2- carboxylic acid (CPP),
 D-(E)-4-(3-phosphonoprop-2-enyl)piperazine-2-carboxylic acid (D-CPPene), cis-4-(phosphonomethyl)-2-piperidine
 carboxylic acid (Selfotel, CGS 19755), SDZ-220581, PD-134705, LY-274614, WAY-126090, kynurenic acid, 7-
 chloro-kynurenic acid, 7-chloro-thiokynurenic acid, 5,7-dichloro-kynurenic acid, 4-chlorokynurenine, 3-hydroxy-
 kynurenine, L-689,560, L-701,324, licostinel (ACEA-1021), CGP-68,730A, MDL-105,519, gavestinel (GV-150,526),
 GV-196,771A, ZD-9,379, MRZ-2/576, (+)-HA-966, dextromethorphan, dextrophan, BIII-277CL, dextropropoxy-
 10 phene, ketobemidone, dextromethadone, D-morphine, amantadine, memantine, MRZ-2/579, ifenprodil, eliprodil,
 PD-196,860, nitroprusside, D-cycloserine, 1-aminocyclopropane-carboxylic acid, dizocilpine (MK 801), phencycli-
 dine (PCP), ketamine, (R,S)-ketamine, (R)-ketamine, (S)-ketamine, remacemide, FPL-12,495, AR-R-15,896, meth-
 adone, sulfazocine, AN19/AVex-144, AN2/AVex-73, Besonprodil, CGX-1007, EAB-318, Felbamate and NPS-1407.
- 15 6. Combination according to claim 5, **characterized in that** the NMDA-antagonist is selected from the group consisting
 of (R,S)-ketamine, (S)-ketamine and memantine.
7. Combination according to any of claims 1-6, **characterized in that** components (a) and (b) are present in such a
 weight ratio that the composition will exert a synergistic effect upon administration to a patient.
- 20 8. A pharmaceutical composition comprising a combination according to any one of claims 1-7 and optionally one or
 more auxiliary agents.
9. A dosage form comprising a combination according to any one of claims 1-7 and optionally one or more auxiliary
 25 agents.
10. A dosage form according to claim 9, **characterized in that** it is suitable for oral, intravenous, intraarterial, intraperi-
 toneal, intradermal, transdermal, intrathecal, intramuscular, intranasal, transmucosal, subcutaneous, or rectal ad-
 30 ministration.
11. A dosage form according to claim 9 or 10, **characterized in that** one or both of the components (a) and (b) is/are
 present in controlled-release form.
12. A combination according to any one of claims 1-7 for use in the treatment of pain.
- 35 13. A combination according to claim 12, wherein the pain is selected from inflammatory pain, neuropathic pain, acute
 pain, chronic pain, visceral pain, migraine pain and cancer pain.
14. A combination according to claim 13, wherein the pain is inflammatory pain.
- 40 15. A method of treating pain in a mammal, which comprises administering an effective amount of a combination
 according to any one of claims 1-7 to the mammal.
16. A method according to claim 15, **characterized in that** component (a) and component (b) of the combination are
 45 administered simultaneously or sequentially to the mammal wherein compound (a) may be administered before or
 after compound (b) and wherein compounds (a) or (b) are administered to the mammal either by the same or a
 different pathway of administration.
17. A method according to claim 15 or 16, **characterised in that** the pain is selected from inflammatory pain, neuropathic
 50 pain, acute pain, chronic pain, visceral pain, migraine pain and cancer pain.
18. A method according to claim 17, **characterised in that** the pain is inflammatory pain.



EUROPEAN SEARCH REPORT

Application Number
EP 15 00 3060

5

10

15

20

25

30

35

40

45

50

55

DOCUMENTS CONSIDERED TO BE RELEVANT			
Category	Citation of document with indication, where appropriate, of relevant passages	Relevant to claim	CLASSIFICATION OF THE APPLICATION (IPC)
X	WO 2010/025931 A2 (GRUENENTHAL GMBH [DE]; BLOMS-FUNKE PETRA [DE]; SCHIENE KLAUS [DE]; CHR) 11 March 2010 (2010-03-11)	1-5,7-18	INV. A61K31/137 A61K45/06 A61P29/00
Y	* abstract * * claims *	1-18	
X	WO 03/053427 A1 (GRUENENTHAL GMBH [DE]; FRIDERICHs ELMAR [DE]; STRASSBURGER WOLFGANG [D]) 3 July 2003 (2003-07-03) * abstract * * page 6, line 9 - line 11 * * page 9 * * page 12, line 5 - line 8 *	1-3,5,7-11	
Y	DE 44 26 245 A1 (GRUENENTHAL GMBH [DE]) 22 February 1996 (1996-02-22) * page 1, line 27 - line 27 * * page 16; example 24 *	1-18	
Y	WO 2009/094563 A2 (XENOPORT INC [US]; BARRETT RONALD W [US]; VIRSIK PETER A [US]; GALLOP) 30 July 2009 (2009-07-30) * page 37, paragraph 112 - page 40, paragraph 119 *	1-18	TECHNICAL FIELDS SEARCHED (IPC) A61K
The present search report has been drawn up for all claims			
Place of search Munich		Date of completion of the search 20 January 2016	Examiner Damiani, Federica
CATEGORY OF CITED DOCUMENTS X : particularly relevant if taken alone Y : particularly relevant if combined with another document of the same category A : technological background O : non-written disclosure P : intermediate document		T : theory or principle underlying the invention E : earlier patent document, but published on, or after the filing date D : document cited in the application L : document cited for other reasons & : member of the same patent family, corresponding document	

EPO FORM 1503 03.02 (P04C01)

**ANNEX TO THE EUROPEAN SEARCH REPORT
ON EUROPEAN PATENT APPLICATION NO.**

EP 15 00 3060

5

This annex lists the patent family members relating to the patent documents cited in the above-mentioned European search report.
The members are as contained in the European Patent Office EDP file on
The European Patent Office is in no way liable for these particulars which are merely given for the purpose of information.

20-01-2016

10

15

20

25

30

35

40

45

50

55

Patent document cited in search report	Publication date	Patent family member(s)	Publication date
WO 2010025931 A2	11-03-2010	AR 073361 A1	03-11-2010
		AU 2009289776 A1	11-03-2010
		CA 2735857 A1	11-03-2010
		CN 102159284 A	17-08-2011
		CO 6382142 A2	15-02-2012
		DK 2331210 T3	11-08-2014
		EC SP11010869 A	29-04-2011
		EP 2331210 A2	15-06-2011
		EP 2735338 A1	28-05-2014
		ES 2513394 T3	27-10-2014
		HK 1159011 A1	05-06-2015
		HK 1198145 A1	13-03-2015
		HR P20140663 T1	10-10-2014
		JP 5731387 B2	10-06-2015
		JP 2012501986 A	26-01-2012
		JP 2015096530 A	21-05-2015
		KR 20110057144 A	31-05-2011
		PE 02912011 A1	04-06-2011
		PE 23572014 A1	04-02-2015
		PE 23712014 A1	04-02-2015
		PE 23722014 A1	04-02-2015
		PT 2331210 E	25-08-2014
		RU 2011112444 A	10-10-2012
		SI 2331210 T1	30-10-2014
		US 2010063148 A1	11-03-2010
		WO 2010025931 A2	11-03-2010

WO 03053427 A1	03-07-2003	AU 2002361185 A1	09-07-2003
		DE 10163421 A1	31-07-2003
		WO 03053427 A1	03-07-2003

DE 4426245 A1	22-02-1996	AT 163176 T	15-02-1998
		AU 685644 B2	22-01-1998
		BR 9502390 A	27-02-1996
		CA 2154424 A1	24-01-1996
		CN 1125221 A	26-06-1996
		CO 4410179 A1	09-01-1997
		CZ 9501904 A3	15-05-1996
		DE 4426245 A1	22-02-1996
		DE 59501431 D1	19-03-1998
		DK 0693475 T3	23-09-1998
		EP 0693475 A1	24-01-1996
		ES 2115298 T3	16-06-1998
		FI 953523 A	24-01-1996
		GR 3026326 T3	30-06-1998
		HK 1005062 A1	18-12-1998

EPO FORM P0459

For more details about this annex : see Official Journal of the European Patent Office, No. 12/82

page 1 of 2

**ANNEX TO THE EUROPEAN SEARCH REPORT
ON EUROPEAN PATENT APPLICATION NO.**

EP 15 00 3060

5 This annex lists the patent family members relating to the patent documents cited in the above-mentioned European search report.
The members are as contained in the European Patent Office EDP file on
The European Patent Office is in no way liable for these particulars which are merely given for the purpose of information.
20-01-2016

Patent document cited in search report	Publication date	Patent family member(s)	Publication date
		HU 218481 B	28-09-2000
		IL 113901 A	09-05-1999
		JP 4034366 B2	16-01-2008
		JP 4846552 B2	28-12-2011
		JP H0899939 A	16-04-1996
		JP 2007084574 A	05-04-2007
		KR 100364465 B1	05-02-2003
		LU 91793 I2	02-05-2011
		MY 114889 A	28-02-2003
		NZ 272623 A	27-02-1996
		PE 34896 A1	07-09-1996
		PL 309734 A1	05-02-1996
		RU 2150465 C1	10-06-2000
		SI 693475 T1	30-06-1998
		US 6248737 B1	19-06-2001
		US 2002010178 A1	24-01-2002
		ZA 9506118 A	31-05-1996

WO 2009094563 A2	30-07-2009	EP 2250148 A2	17-11-2010
		US 2009215809 A1	27-08-2009
		US 2011224295 A1	15-09-2011
		WO 2009094563 A2	30-07-2009

EPO FORM P0459

For more details about this annex : see Official Journal of the European Patent Office, No. 12/82

REFERENCES CITED IN THE DESCRIPTION

This list of references cited by the applicant is for the reader's convenience only. It does not form part of the European patent document. Even though great care has been taken in compiling the references, errors or omissions cannot be excluded and the EPO disclaims all liability in this regard.

Patent documents cited in the description

- WO 2007128412 A [0003]
- WO 2007128413 A [0003]
- WO 2010025931 A [0003]
- US 6248737 B1 [0010]
- US 4765989 A [0053]
- US 4783337 A [0053]
- US 4612008 A [0053]
- US 5330761 A [0054]
- US 5399362 A [0054]
- US 5472711 A [0054]
- US 5455046 A [0054]
- US 4389393 A [0054]

Non-patent literature cited in the description

- Textbook of Drug Design and Discovery. 2002, 410-458 [0012]
- Analgesics. Wiley-VCH Verlag GmbH & Co, 2002, 389-428 [0017]
- Remington's Pharmaceutical Sciences. Mack Publishing Company, 1985 [0050]
- **RANDALL ; SELITTO.** *Arch. Int. Pharmacodyn.*, 1957, vol. 111, 409-419 [0061]
- **TALLARIDA JT ; PORRECA F ; COWAN A.** Statistical analysis of drug-drug and site-site interactions with isobolograms. *Life Sci*, 1989, vol. 45, 947-961 [0063]

摘要

本發明涉及包含組分(a)至少一種 3-(3-二甲氨基-1-乙基-2-甲基-丙基)-苯酚化合物和(b)至少一種 NMDA-拮抗劑的組合、藥物製劑和包含所述組合的劑型，以及治療諸如炎性疼痛或神經性疼痛等疼痛的方法，其中將組分(a)和(b)同時或相繼給予哺乳動物，其中組分(a)可在組分(b)之前或之後給予，並且其中組分(a)或(b)通過相同或不同的給藥途徑給予所述哺乳動物。