

(19) World Intellectual Property Organization
International Bureau



(43) International Publication Date
30 November 2006 (30.11.2006)

PCT

(10) International Publication Number
WO 2006/128201 A2

- (51) International Patent Classification:
B42F 11/00 (2006.01) *B42F 3/00* (2006.01)
- (21) International Application Number:
PCT/ZA2006/000059
- (22) International Filing Date: 25 April 2006 (25.04.2006)
- (25) Filing Language: English
- (26) Publication Language: English
- (30) Priority Data:
2005/04293 26 May 2005 (26.05.2005) ZA
- (71) Applicant and
- (72) Inventor: **BIEWENGA, Reiner** [ZA/ZA]; 593 Gerhard Marais Street, Constantia Park, 0081 Pretoria (ZA).
- (74) Agent: **HAHN & HAHN INC. WHEELER, CJ, DUNLOP, AJS; WILLIAMS, VW; LUTEREK, JF; MICHAEL, C; VENTER, PRC; BERNDT, C.**; 222 Richard Street, Hatfield, 0083 Pretoria (ZA).
- (81) Designated States (*unless otherwise indicated, for every kind of national protection available*): AE, AG, AL, AM,

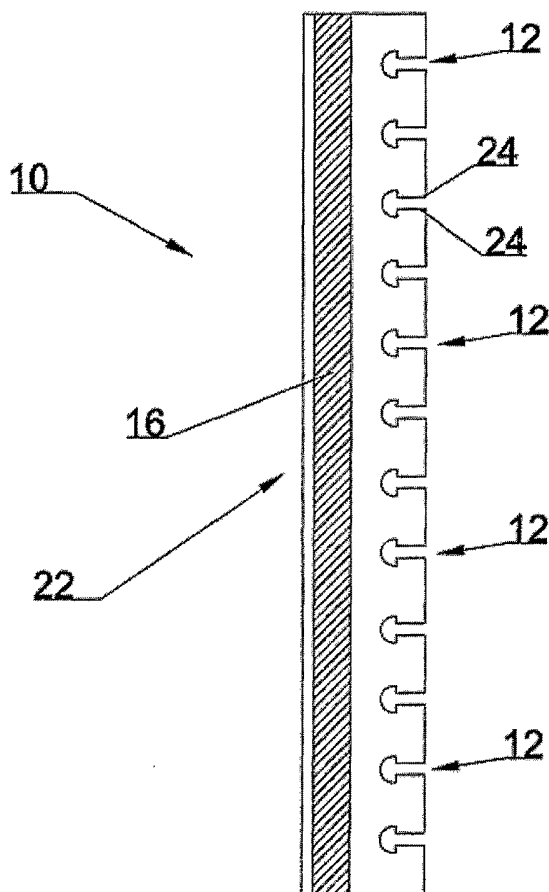
AT, AU, AZ, BA, BB, BG, BR, BW, BY, BZ, CA, CH, CN, CO, CR, CU, CZ, DE, DK, DM, DZ, EC, EE, EG, ES, FI, GB, GD, GE, GH, GM, HR, HU, ID, IL, IN, IS, JP, KE, KG, KM, KN, KP, KR, KZ, LC, LK, LR, LS, LT, LU, LV, LY, MA, MD, MG, MK, MN, MW, MX, MZ, NA, NG, NI, NO, NZ, OM, PG, PH, PL, PT, RO, RU, SC, SD, SE, SG, SK, SL, SM, SY, TJ, TM, TN, TR, TT, TZ, UA, UG, US, UZ, VC, VN, YU, ZA, ZM, ZW.

(84) Designated States (*unless otherwise indicated, for every kind of regional protection available*): ARIPO (BW, GH, GM, KE, LS, MW, MZ, NA, SD, SL, SZ, TZ, UG, ZM, ZW), Eurasian (AM, AZ, BY, KG, KZ, MD, RU, TJ, TM), European (AT, BE, BG, CH, CY, CZ, DE, DK, EE, ES, FI, FR, GB, GR, HU, IE, IS, IT, LT, LU, LV, MC, NL, PL, PT, RO, SE, SI, SK, TR), OAPI (BF, BJ, CF, CG, CI, CM, GA, GN, GQ, GW, ML, MR, NE, SN, TD, TG).

Published:
— *without international search report and to be republished upon receipt of that report*

[Continued on next page]

(54) Title: FILING SYSTEM



(57) Abstract: The invention provides a strip, spine and filing system. The strip includes two or more formations defined along its length, each formation having a resiliently deformably openable slit leading from an edge into a partly or fully enclosed hole defined in the strip, the strip thereby being configured to engage complementary formations provided on a spine for a file. The strip further includes a means for attaching to a sheet.

WO 2006/128201 A2



For two-letter codes and other abbreviations, refer to the "Guidance Notes on Codes and Abbreviations" appearing at the beginning of each regular issue of the PCT Gazette.

Title: Filing System**Technical field of the invention**

5

This invention relates to filing. In particular, the invention relates to a strip and spine for a filing system and a filing system.

Background to the invention

10

Traditional paper filing systems such as lever arch type filing systems require holes to be punched in the paper sheets to be filed. A punch is therefore required. The applicant is also aware that such punched paper, when filed, is cumbersome to page and often tears out if the punched holes are not reinforced. The files used for this purpose is generally thick. One solution to the above problems is to use a pre-punched transparent envelope wherein the paper could be inserted without the need to punch the paper. However, such envelopes are expensive and add unnecessary bulk and weight. Another inconvenience associated with punched holes is that the rings which hold the punched paper or envelope need to be opened in order to remove the paper or envelope and sheets filed inside a folder cannot easily be rearranged. Another filing system is to paste sheets in a book in order to keep information together.

25

It is an object of this invention to provide a filing system which does not require punching, nor require action of applying glue and removes with ease, and which does not add bulk. It is also the object of this invention to create a book from sheets or to easily add sheets to a pre-configured book utilizing the new invention.

30

General description of the invention

According to a first aspect of the invention there is provided a strip for a filing system, which strip includes:

two or more formations defined along its length, each formation having a resiliently deformably openable slit leading from an edge into a partly or fully enclosed hole defined in the strip, the strip thereby being configured to engage complementary formations provided on a spine for a
5 file; and

a means for attaching to a sheet.

A resiliently deformably openable slit will be understood to include any opening which is not fully open in its natural state irrespective of size,
10 shape or configuration of the slit.

Sheet will be understood to include a sheet of paper or any other sheet of plastics material or page stationary.

15 The means for attaching the strip to a sheet may be an adhesive layer on a side of the strip for adhering proximate along an edge of the sheet.

The strip may be manufactured from resiliently flexible plastics
20 material.

Each formation may be a cut-out from the edge of the strip to define a generally C-shaped or generally claw shaped notch. It will be appreciated that the free ends formed by such a C-shaped or claw shaped notch will
25 releasably engage complementary formations. Such complementary formations may be on a spine of a file.

The adhesive layer on the strip may be covered by a removable strip.

30 According to another aspect of the invention, there is provided an elongate spine for a filing system, which spine is provided with two or more formations, each formation being curved in a plane transverse to the spine and cross sectionally shaped to be complementary to a formation defined by the strip as described above.

The spine may have a space where an information label may be displayed preferably on the back of the spine.

5 The spine formation may have a generally T-shaped cross section.

It will be appreciated that the strip formation, when engaged with the spine formation, can move along the curve of the spine formation to allow paging of sheets attached to the strip.

10

Each of the formations provided on the spine may be shaped to be complementary to and receivable into a generally C-shaped or generally claw shaped notch defined in the strip.

15 The number of strip formations and number of spine formations may correspond.

According to another aspect of the invention there is provided a filing system which includes a strip and spine as described above.

20

The system may include a sheet which is provided with a plurality of formations along the length proximate one edge of the sheet, which is configured to engage complementary formations provided on a spine of a file. Such sheets may be configured to be used as cover sheets, for example, for a file as described above.

25

The system may also include printed diary or personal organiser or any other pages which is provided with a plurality of formations along the length proximate one edge of the page.

30

The system may also be used for printed information or publications which need regular updating and replacement of its pages.

In use, a person would take a sheet of paper he wishes to file and attach a strip as described above to the sheet along one edge thereof, using the strip of adhesive. The sheet can then be releasably attached to a spine, as described above, in a "zip" like manner. Such an attached sheet can then be paged, removed, rearranged and replaced as the user wishes with minimal effort and without the use of any moving parts.

Detailed description of the invention

The invention is now described by way of example with reference to the accompanying drawings.

In the drawings:

Figure 1 shows a side view of a strip for a filing system, in accordance with the invention; and

Figure 2 shows a side view of a part of a strip engaged with a spine, in accordance with the invention.

Referring now to the drawings, the strip, in accordance with the invention, is generally indicated by reference numeral 10. The strip 10 is manufactured from resiliently flexible plastics material and is provided with a plurality of formations 12 along its length, which is configured to engage complementary formations 14 provided on a spine 26 for a file. The strip 10 includes an adhesive layer 16 covered by a removable strip on a side thereof for adhering proximate along an edge 18 of a sheet 20. Each formation 12 is a cut-out from the edge 22 of the strip 10 to define a generally C-shaped or generally claw shaped notch. The free ends 24 formed by such a C-shaped or claw shaped notch releasably engage the complementary T-shaped formations 14 on the spine 26. The formations 14 on the spine 26 are curved in a plane transverse to the spine 26.

It shall be understood that the example is provided for illustrating the invention further and to assist a person skilled in the art with understanding the invention and is not meant to be construed as unduly limiting the reasonable scope of the invention.

Claims

1. A strip for a filing system, which strip includes:
two or more formations defined along its length, each formation
5 having a resiliently deformably openable slit leading from an edge into a
partly or fully enclosed hole defined in the strip, the strip thereby being
configured to engage complementary formations provided on a spine for a
file; and
a means for attaching to a sheet.
- 10
2. A strip as claimed in Claim 1, wherein the means for attaching
the strip to a sheet is an adhesive layer on a side of the strip for adhering
proximate along an edge of the sheet.
- 15
3. A strip as claimed in Claim 1 or Claim 2, wherein the strip is
manufactured from resiliently flexible plastics material.
4. A strip as claimed in any one of the previous claims, wherein
each formation is a cut-out from the edge of the strip to define a generally C-
20 shaped or generally claw shaped notch.
5. A strip as claimed in any one of claims 2 to 4, wherein the
adhesive layer on the strip is covered by a removable strip.
- 25
6. An elongate spine for a filing system, which spine is provided
with two or more formations, each formation being curved in a plane
transverse to the spine and cross sectionally shaped to be complementary
to a formation defined by a strip as claimed in any one of claims 1 to 5.
- 30
7. A spine as claimed in Claim 6, wherein the spine formation has
a generally T-shaped cross section.

8. A spine as claimed in Claim 6 or Claim 7, wherein each of the formations provided on the spine is shaped to be complementary to and receivable into a generally C-shaped or generally claw shaped notch defined in a strip as claimed in any one of claims 1 to 5.

5

9. A spine as claimed in any one of claims 6 to 8, wherein the number of spine formations correspond to a number of strip formations in a strip as claimed in any one of claims 1 to 5.

10 10. A filing system which includes a spine as claimed in any one of claims 6 to 9.

11. A filing system as claimed in Claim 10 which includes a strip as claimed in any one of claims 1 to 5.

15

12. A filing system as claimed in Claim 10 or Claim 11, which includes a sheet which is provided with a plurality of formations along the length proximate one edge of the sheet, which is configured to engage complementary formations provided on a spine of a file.

20

13. A filing system as claimed in any one of claims 10 to 12, which includes sheets selected from a printed diary, personal organiser and pages.

25 14. A filing system as claimed in Claim 13, wherein the pages are selected from pages of printed information or publications which need regular updating and replacement of its pages.

30 15. A strip for a filing system substantially as described herein with reference the accompanying drawings.

16. An elongate spine for a filing system substantially as described herein with reference the accompanying drawings.

17. A filing system substantially as described herein with reference to the accompanying drawings.

5

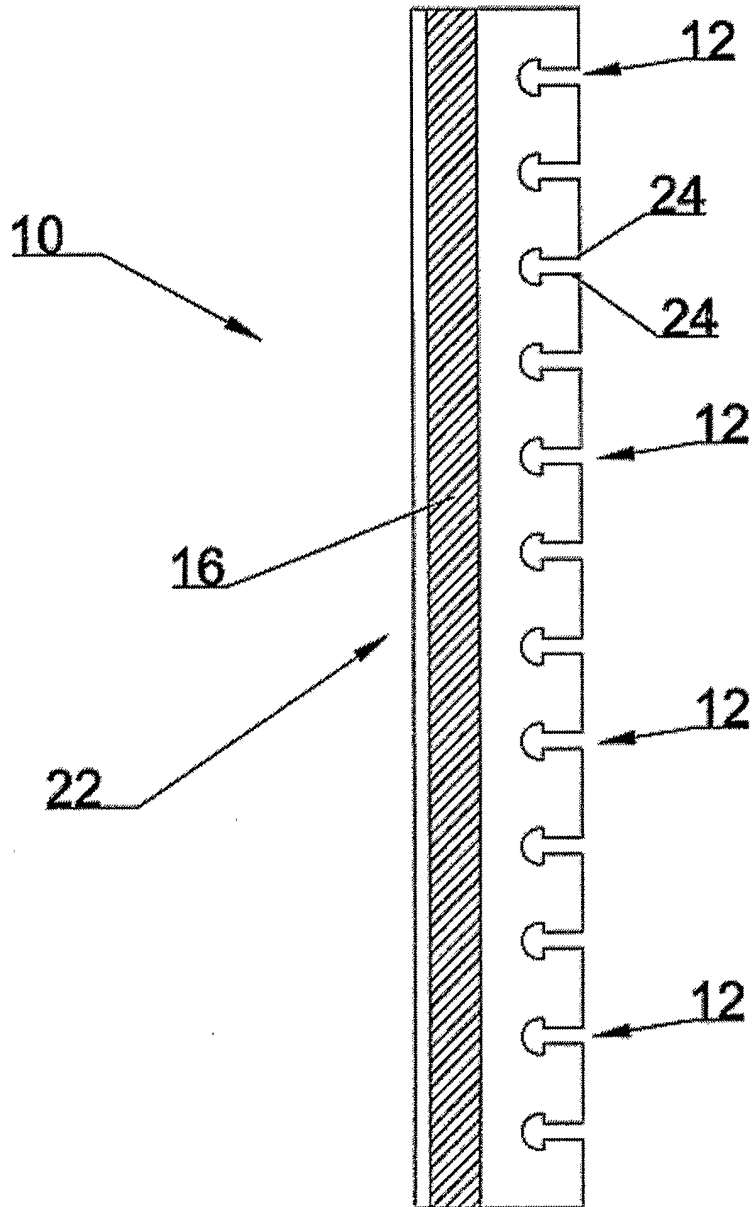


Figure 1.

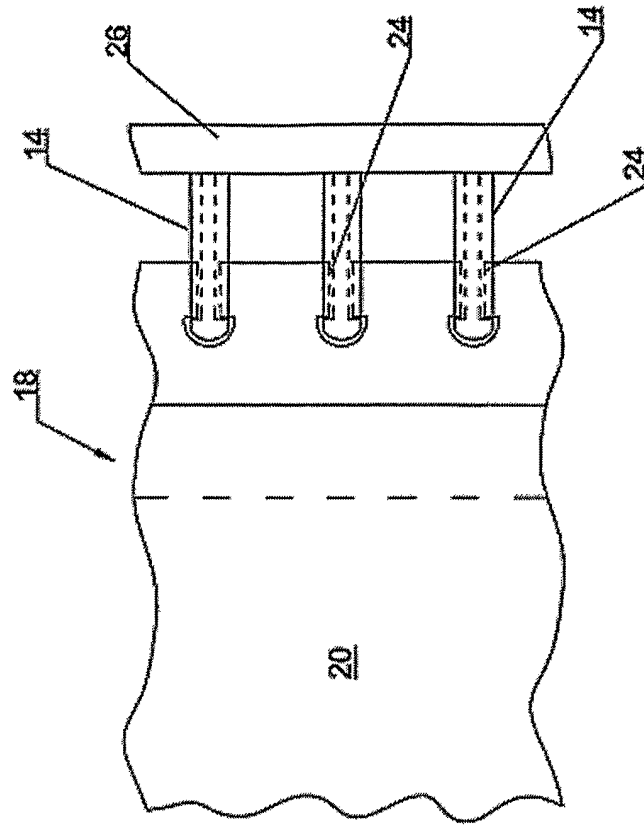


Figure 2.