

Oct. 11, 1932.

G. M. MINTON

1,882,157

BOX EASEL PICTURE FRAME

Filed April 16, 1931

Fig. 1.




Fig. 3.

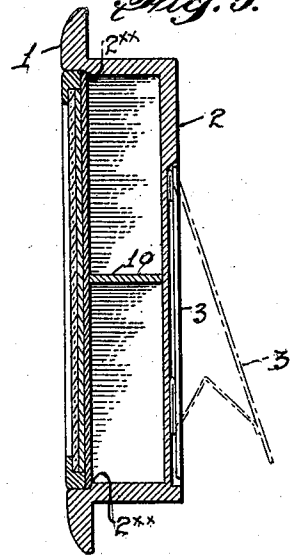


Fig. 2.

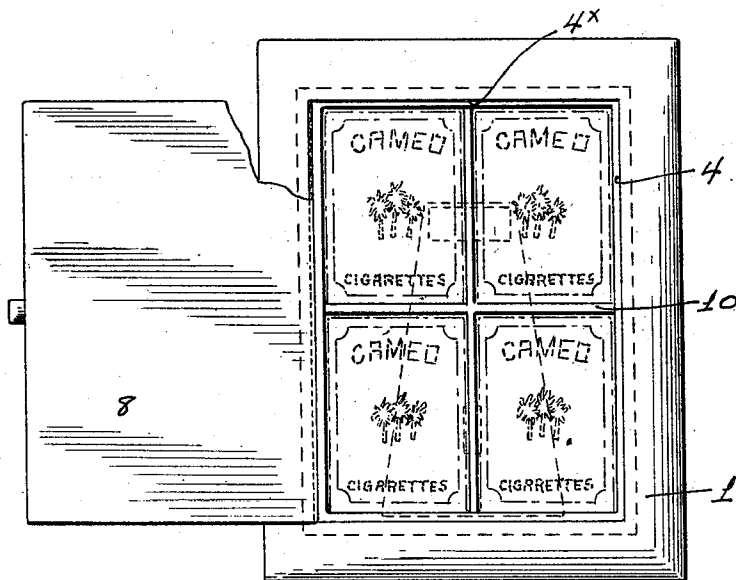
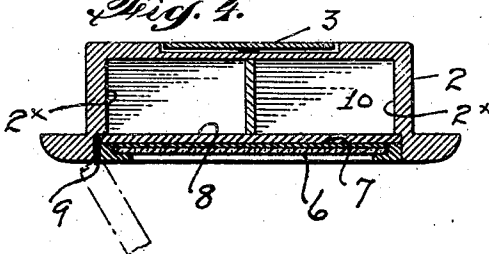


Fig. 4.



INVENTOR
Gustav M. Minton
BY *H. Lee Helms*
ATTORNEY

UNITED STATES PATENT OFFICE

GUSTAVE M. MINTON, OF NEW YORK, N. Y.

BOX-EASEL PICTURE FRAME

Application filed April 16, 1931. Serial No. 530,502.

The object of the present invention is to provide a picture frame adapted to be used as an easel and so constructed that a centre portion thereof may be swung aside to expose a box or compartments for holding articles, while the area of the frame exterior the said centre portion remains rigid and in place.

The invention will be described with reference to the accompanying drawing in which

Fig. 1 is a front elevation of an embodiment of the invention.

Fig. 2 is a front elevation showing the central portion of the frame swung as a door to expose compartments, the frame surrounding said center portion remaining in position.

Fig. 3 is a vertical section on the line 3—3, Fig. 1.

Fig. 4 is a horizontal section on the line 4—4, Fig. 1.

Referring to the drawing, 1 indicates a rectangular picture frame which may be of wood suitably finished, as, for example, covered with fabric or enamel, the material, however, being capable of wide variation.

Inset from the edges of the frame and at the back thereof, is a box-like member 2 rigidly connected to and carried by the frame 1 in such manner that when the frame is viewed at the front or from a slight angle, the latter conceals the box. In construction, the frame per se is preferably of usual thickness whereas the box is relatively deep.

At the rear of the box-like member 2, I provide a hinged easel 3 which is preferably set into the rear wall of the box to lie flush therewith when the frame is not supported in upright position. The inner vertical walls 2x of the box-like member (Fig. 4) and also the horizontal wall 2xx (Fig. 3) may be slightly set in to provide flanges 4, 4x, or said flanges may be formed in any suitable manner.

Normally resting on the flanges and preferably having an outer surface flush with that of the member 1, is an inner hinged frame member 5 which may be flanged to form one face support for a glass or other transparent sheet 6 and a photograph or picture 7 the latter two being held in position by a back

plate 8. The hinged frame member 5 may be provided with a hinge comprising a piece of folded fabric having one folded section glued or otherwise secured to the said member 5 and the other section glued or otherwise secured to frame member 1 the said fabric hinge being indicated at 9.

Within the box-like member 2 may be placed a compartment frame as indicated at 10, the arrangement shown in the drawing providing for a plurality of packages of cigarettes, although the form and arrangement of the compartment member can be as desired.

The characteristic of my invention is the provision of a device which has the appearance of a customary easel picture frame, the margins thereof being extended laterally beyond the sides of a box which is supported by the frame and which provides a carrying space for articles, the picture holding portion of the frame being so related to the rectangular surrounding area that it may be swung relatively thereto, exposing the interior of the box.

Having described my invention, what I claim and desire to secure by Letters Patent is as follows:—

A box-easel picture frame, comprising a box-like member, a hinged cover therefor adapted to support and expose a picture so that the same may be viewed from the exterior of the box, and a rectangular frame-like member rigidly secured to the box and extending laterally beyond the cover at all sides in combination with an easel member to support the box in elevated position and to normally conceal the same from view, the easel member being set into the rear wall of the box so as to lie flush with the outer surface of said wall, said rectangular frame-like member surrounding and abutting the marginal edges of the hinged cover, said frame member having its outer face flush with the outer face of the cover member when the latter is closed.

In testimony whereof, I have signed my name to this specification.

GUSTAVE M. MINTON.