

T. BELL.
MOTHPROOF BAG.

APPLICATION FILED JUNE 19, 1906. RENEWED OCT. 12, 1908.

916,093.

Patented Mar. 23, 1909.

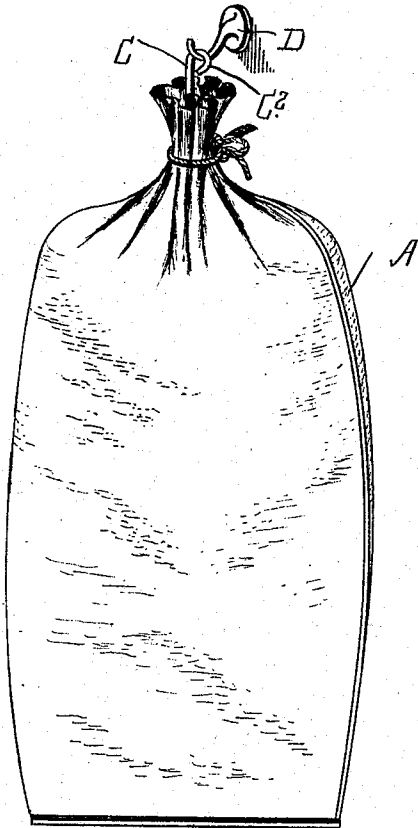


Fig. 1

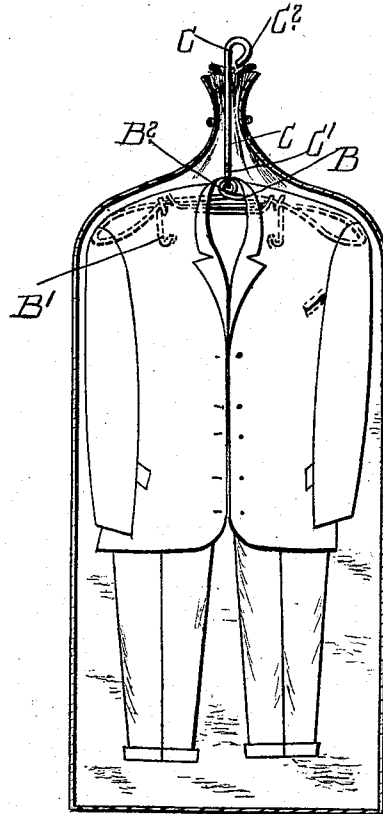


Fig. 2.

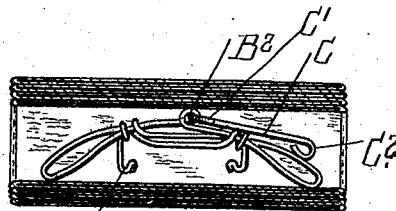


Fig. 3.

WITNESSES

N. Young,

Edgar L. Sheppard

INVENTOR

T. Bell.

Atty.

UNITED STATES PATENT OFFICE.

THOMAS BELL, OF TORONTO, ONTARIO, CANADA.

MOTHPROOF BAG.

No. 916,093.

Specification of Letters Patent.

Patented March 23, 1909.

Application filed June 19, 1906, Serial No. 322,476. Renewed October 12, 1908. Serial No. 457,344.

To all whom it may concern:

Be it known that I, THOMAS BELL, of the city of Toronto, in the county of York, in the Province of Ontario, Canada, have invented 5 certain new and useful Improvements in Mothproof Bags, of which the following is the specification.

My invention relates to improvements in moth proof bags, and the object of the invention 10 is to devise a bag in which different sized garments may be hung and is capable of expansion to provide for such different sizes, and further objects are to provide means, so that the hanging means located within the 15 bag and the bag itself may be rolled into a small compass when not in use, and it consists essentially of a bag made of crinkled paper, the crinkles extending crosswise of the bag, a coat and trouser hanger having a sus- 20 pending stem pivotally connected to the top thereof and suspension hooks located intermediate of the length of the arch of the hanger of a depth corresponding to the depth of the arch.

25 The bag is intended to be gathered and tied tightly around the stem by which the bag and garments are suspended, the parts being otherwise arranged in detail as hereinafter more particularly explained.

30 Figure 1, is a perspective detail of my improved moth proof bag. Fig. 2, is a vertical section through the moth proof bag. Fig. 3, is a cross section through the bag showing it in its rolled position.

35 In the drawings like characters of reference indicate corresponding parts in each figure.

A is a bag, which is crinkled crosswise, so as to permit expansion and contraction lengthwise and to a certain degree laterally. 40 B is a hanger, which is made of wire and of

the ordinary arch form with depending central hooks B' and a central eye B² to which is connected the stem C by an eye C' extending through the stem B². The upper end of the stem is provided with an eye C², which is intended to be held on an ordinary coat hook 45 D as indicated.

The trousers and vest are suspended from the hooks B' and the mouth of the bag is gathered at A' and tied tightly around the 50 stem C. When suspended and tied tightly as indicated in Figs. 1 and 2 the air is excluded and, therefore, all moths, and the garments are also supported conveniently, and I find from use that I am enabled to dispense 55 with the use of the moth balls and like chemical compounds, if the garments are thoroughly beaten and put away clean. In addition I am enabled as indicated in Fig. 3, on account of the pivotal connection of the 60 stem C to the main body of the garment supporter to swing it laterally and thereby enable the garment supporter to be rolled in the bag, so that it can be conveniently put away and occupy but a small compass. 65

What I claim as my invention is—

In a moth proof bag, the combination with the bag, of a garment supporter of arch like form having a pivotal stem connected centrally to the top of the same, and depending 70 hooks of the depth of the arch whereby the stem may be folded down against the main body of the supporter and such supporter rolled within the bag as and for the purpose specified.

THOMAS BELL.

Witnesses:

P. O. RYD,
ALBERT G. VAISRY.