

A. W. Platt,
Wood Pavement.
No. 100,554. Patented Mar. 8, 1870

Fig. 1.

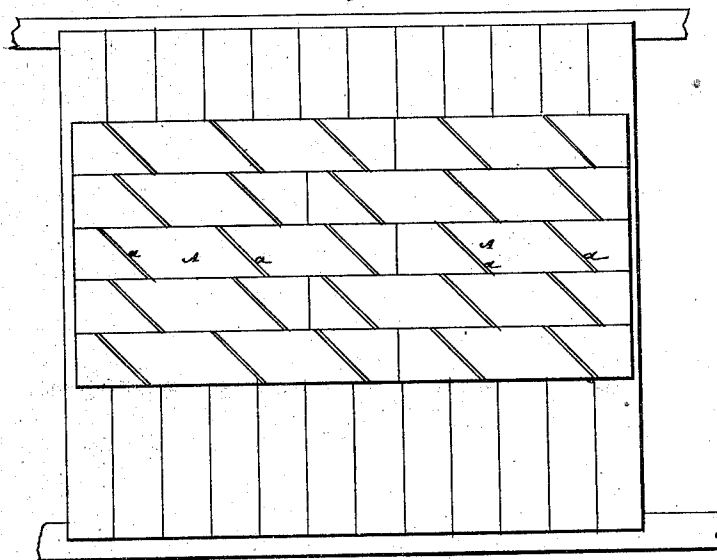


Fig. 2.

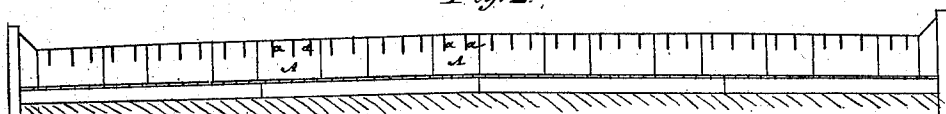
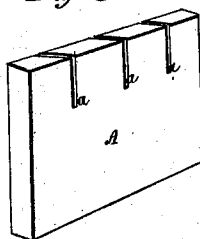


Fig. 3.



Witnesses,
Fred. Haines
J. W. Coombs

A. Warner Platt
per Brown & Corbridge & Co
A. Honeys

UNITED STATES PATENT OFFICE.

A. WARNER PLATT, OF NEW YORK, N. Y.

IMPROVEMENT IN WOOD PAVEMENT.

Specification forming part of Letters Patent No. 100,554, dated March 8, 1870.

To all whom it may concern:

Be it known that I, A. WARNER PLATT, of the city, county, and State of New York, have invented a new and useful Improvement in Wood Pavements, of which the following is a full, clear, and exact description, reference being had to the accompanying drawing, forming part of this specification, and in which—

Figure 1 represents a plan of a wood pavement in part, with the blocks composing the same constructed according to my improvement; and Fig 2, a sectional elevation or edge view of the same on a reduced scale. Fig. 3 represents a view in perspective of one of said blocks.

Similar letters of reference indicate corresponding parts.

My improvement consists in a novel construction of the blocks of which the pavement is composed by making oblique incisions in or across their upper surfaces, alike to provide for expansion and contraction of the blocks in various directions, as well as, by the filling in of said incisions with tar and gravel or other suitable material, to form a sure foot-hold for horses, such incisions being so arranged that the placing of the blocks, though done promiscuously, keeps them out of line, or causes them to break joint, whereby the foot-hold is improved.

The blocks may either be keyed together or not when in place, and may rest upon any suitable foundation, but are here shown as laid upon planks which run parallel with the street, and rest upon boards or timbers arranged at any suitable distance apart, cross-wise of the street, from curb to curb.

In the accompanying drawing, A A represent the blocks, of any suitable size, and *a a* the incisions made in or across their upper surfaces, and which are arranged in oblique relation to the sides of the block, so as to provide for expansion and contraction of the block both in direction of its length and breadth equally as well, and with much less expense, as cross-cuts at right angles to each other, inasmuch as a single cut under the oblique arrangement answers instead of two cuts under a right-angled disposition or arrangement.

Each block may have any number of such oblique incisions *a a*, that should be of sufficient depth and width not only to provide for all probable expansion and contraction of the wood, but to form good holding-spaces for tar and gravel or other suitable filling, to improve the foot-hold of the general surface; and it is desirable that the incisions be so arranged that, on putting the blocks together promiscuously, they break joint or line so far as regards said incisions, as well as regards the blocks themselves.

I am aware of the patent issued to H. G. McGonegal, January 19, 1869, and disclaim everything therein set forth.

What is here claimed, and desired to be secured by Letters Patent, is—

The blocks A A, made with oblique incisions *a a* in and across their upper surfaces, substantially as and for the purposes herein set forth.

A. WARNER PLATT.

Witnesses:

FRED. HAYNES,
M. J. SHANLYS.