



US00D402146S

United States Patent [19]

[11] Patent Number: **Des. 402,146**

Moosavi et al.

[45] Date of Patent: ****Dec. 8, 1998**

[54] SOAP HOLDER

D. 365,235 12/1995 Jodwischat D6/538
3,552,705 1/1971 Caster 248/309.4 X

[76] Inventors: **Shahin Moosavi; Shahnam Moosavi,**
both of 1311 W. Baseline Rd. #2106,
Tempe, Ariz. 85283

Primary Examiner—Brian N. Vinson

[**] Term: **14 Years**

[57] **CLAIM**

The ornamental design for a soap holder, as shown.

[21] Appl. No.: **78,664**

DESCRIPTION

[22] Filed: **Oct. 30, 1997**

[51] **LOC (6) Cl.** **07-07**

[52] **U.S. Cl.** **D6/538**

[58] **Field of Search** D6/536-540; 248/309.4,
248/683, 684; 211/DIG. 1

FIG. 1 is a front elevational view of the soap holder of the present invention;

FIG. 2 is a back elevational view of the soap holder of FIG. 1;

FIG. 3 is a left side elevational view of the soap holder of FIG. 1;

FIG. 4 is a right side elevational view of the soap holder of FIG. 1;

FIG. 5 is a top plan view of the soap holder of FIG. 1; and,
FIG. 6 is a bottom plan view of the soap holder of FIG. 1.

[56] **References Cited**

U.S. PATENT DOCUMENTS

D. 217,164 4/1970 Jarema D6/538
D. 253,148 10/1979 Heckler D6/538
D. 341,049 11/1993 Hugh D6/538

1 Claim, 3 Drawing Sheets

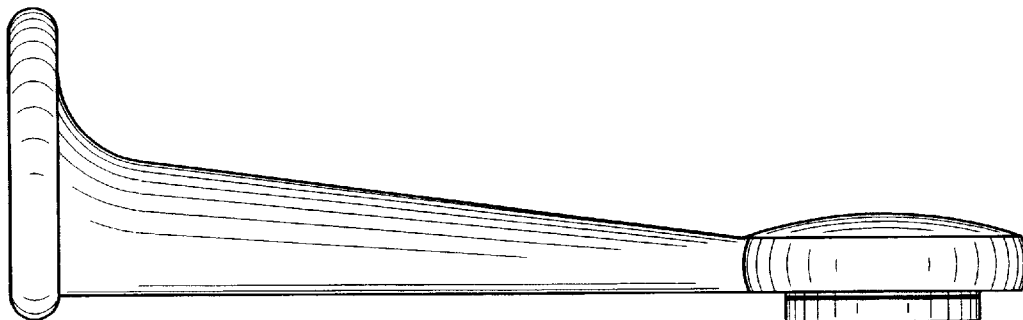
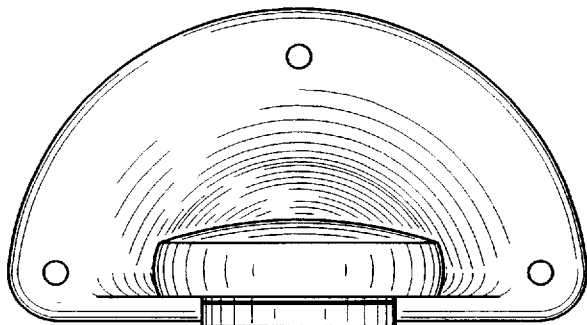


FIG. 1

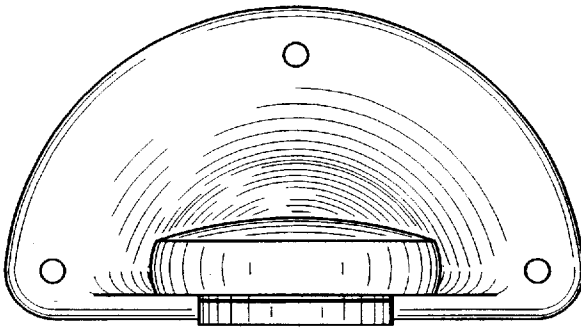


FIG. 2

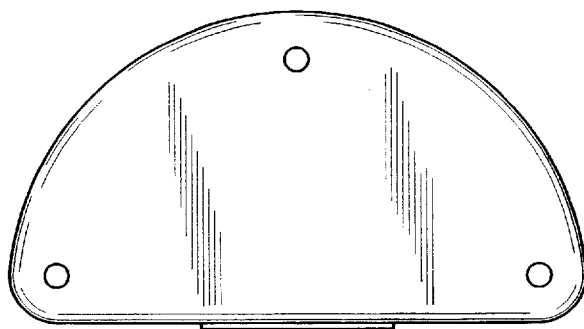


FIG. 3

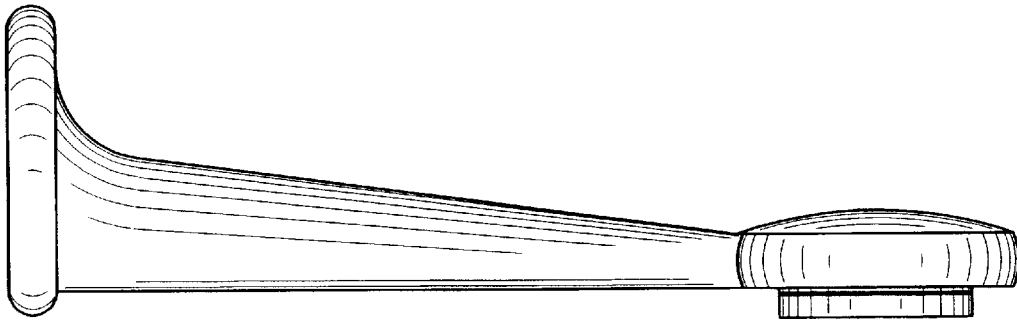


FIG. 4

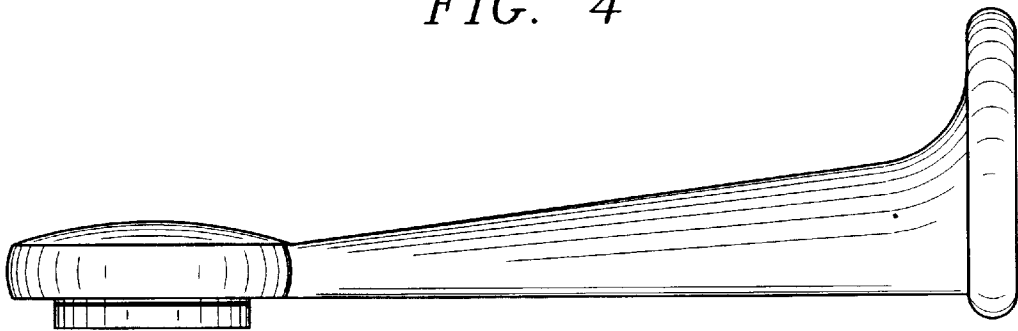


FIG. 5

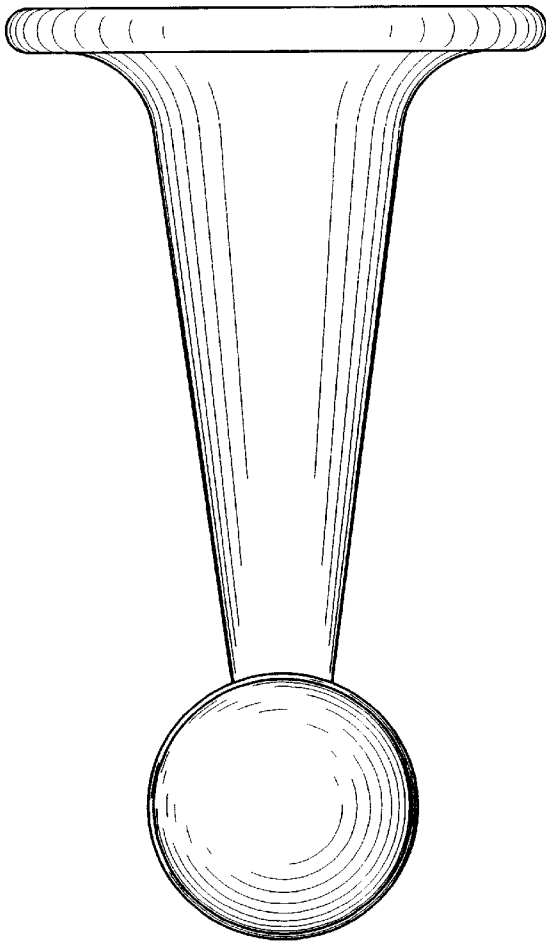


FIG. 6

