



US00D325915S

United States Patent [19]

Nagele et al.

[11] Patent Number: Des. 325,915

[45] Date of Patent: ** May 5, 1992

[54] TELEPHONE HANDSET HOUSING PANEL OR SIMILAR ARTICLE

[75] Inventors: Albert L. Nagele, Wilmette; Joseph A. Twarowski, Glen Ellyn, both of Ill.

[73] Assignee: Motorola, Inc., Schaumburg, Ill.

[**] Term: 14 Years

[21] Appl. No.: 732,323

[22] Filed: Jul. 18, 1991

[52] U.S. Cl. D14/248; D14/138

[58] Field of Search D14/138, 147, 148, 248; 379/433, 60, 59

[56] References Cited

U.S. PATENT DOCUMENTS

- D. 286,778 11/1986 Beaumont D14/138
- D. 291,199 8/1987 Watanabe D14/248
- D. 293,442 12/1987 Richardson et al. D14/248
- D. 294,500 3/1988 Drakulovic et al. D14/248

- D. 297,009 8/1988 Grambush D14/138
- D. 297,732 9/1988 Chan D14/151
- D. 301,146 5/1989 Jackwicz et al. D14/248
- D. 301,875 6/1989 Hotsumi et al. D14/248
- D. 306,441 3/1990 Taylor et al. D14/138
- 4,736,411 4/1988 Chan 379/368

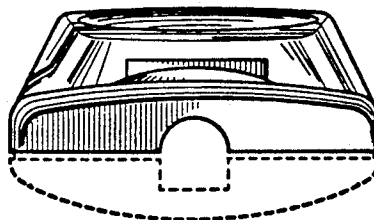
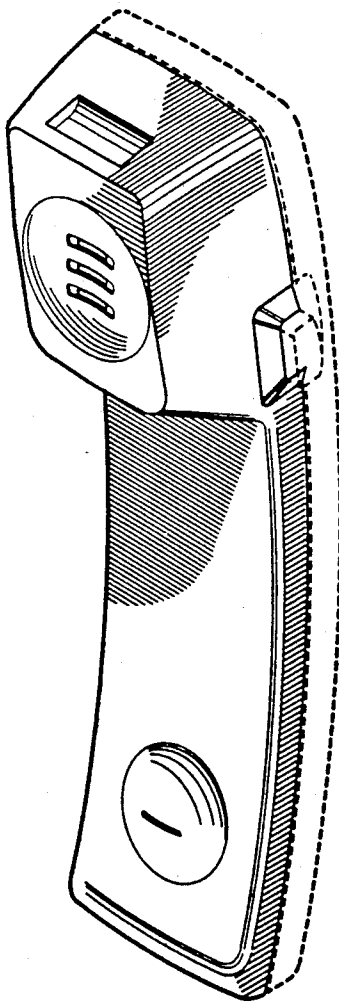
Primary Examiner—Horace B. Fay, Jr.
Attorney, Agent, or Firm—Rolland R. Hackbart

[57] CLAIM

The ornamental design for a telephone handset housing panel or similar article, as shown and described.

DESCRIPTION

FIG. 1 is a top, front and right side perspective view of a telephone handset housing panel or similar article showing our new design; FIG. 2 is a bottom plan view thereof; and, FIG. 3 is a left side elevation view thereof. The broken line showing of a back housing panel in FIGS. 1, 2, and 3 is environmental structure and is for illustrative purposes only and forms no part of the claimed design.



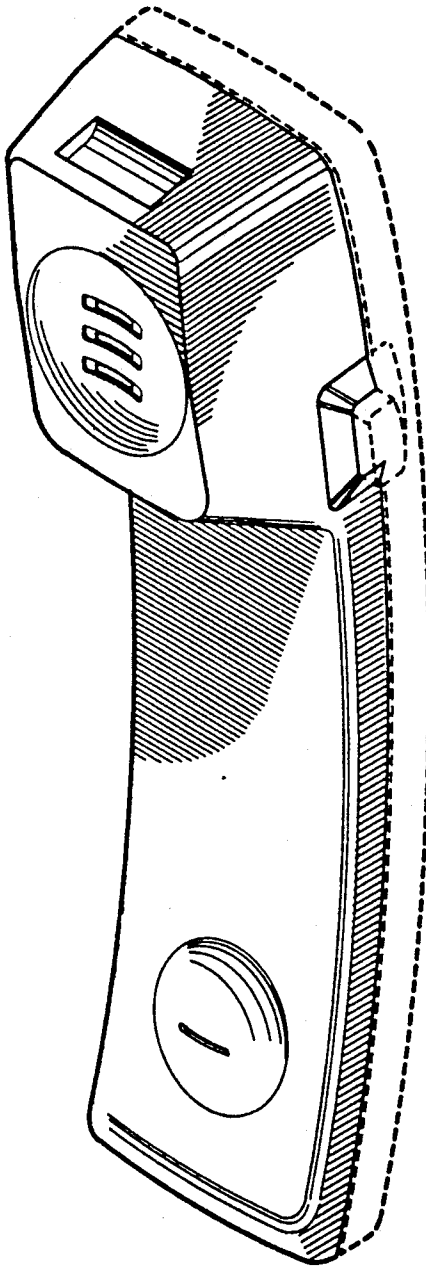


FIG. 1

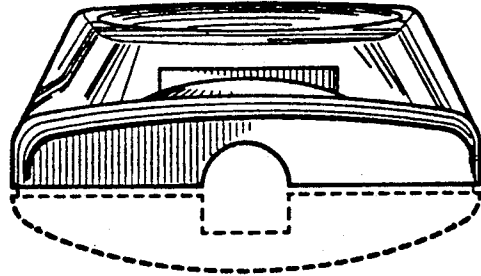


FIG. 2

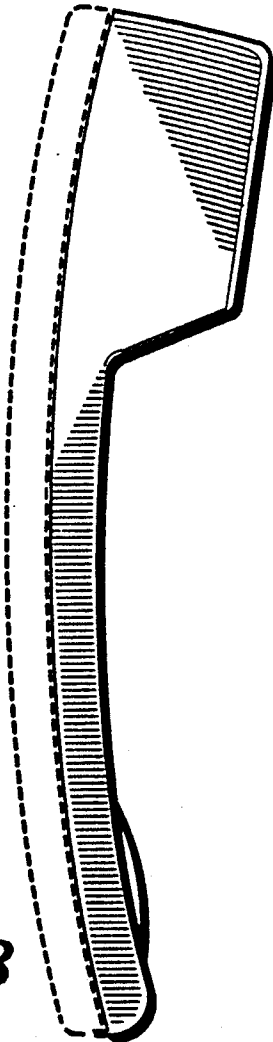


FIG. 3