



US 20110236582A1

(19) **United States**(12) **Patent Application Publication**
Scheuing et al.(10) **Pub. No.: US 2011/0236582 A1**(43) **Pub. Date: Sep. 29, 2011**(54) **POLYELECTROLYTE COMPLEXES**(52) **U.S. Cl. 427/331; 106/15.05; 106/2; 524/543**(57) **ABSTRACT**(76) Inventors: **David R. Scheuing**, Danville, CA (US); **David J. Lestage**, Livermore, CA (US); **Carl W. Bennett**, Pleasanton, CA (US); **Mona M. Knock**, Livermore, CA (US); **Charles W. Scales**, St. Augustine, FL (US); **William L. Smith**, Pleasanton, CA (US); **Rui Zhang**, Pleasanton, CA (US)

The present invention relates to aqueous compositions of associative polyelectrolyte complexes (PECs), optionally containing surfactants, biocidal agents and/or oxidants, which can provide surface protection to treated articles including reduced soiling tendency, reduced cleaning effort and improved soil repellancy, as well as providing bacteriostatic properties to treated surfaces that thereby gain resistance to water, environmental exposure and microbial challenge. Treatment means and compositions are provided that employ associative polyelectrolyte complexes formed by combining a water soluble cationic first polyelectrolyte with a water soluble second polyelectrolyte bearing groups of opposite charge to the first polyelectrolyte under suitable mixing conditions where the one polyelectrolyte present in molar excess is added in the form of a first aqueous solution during a mixing step to a second aqueous solution comprising the oppositely charged polyelectrolyte present in molar deficiency. Also provided are means to form stable associative polyelectrolyte complexes in aqueous solutions having R values from about 0.10 to 20, including near stoichiometric R values approaching 1, being the ratio of charged groups present on the component polyelectrolytes employed.

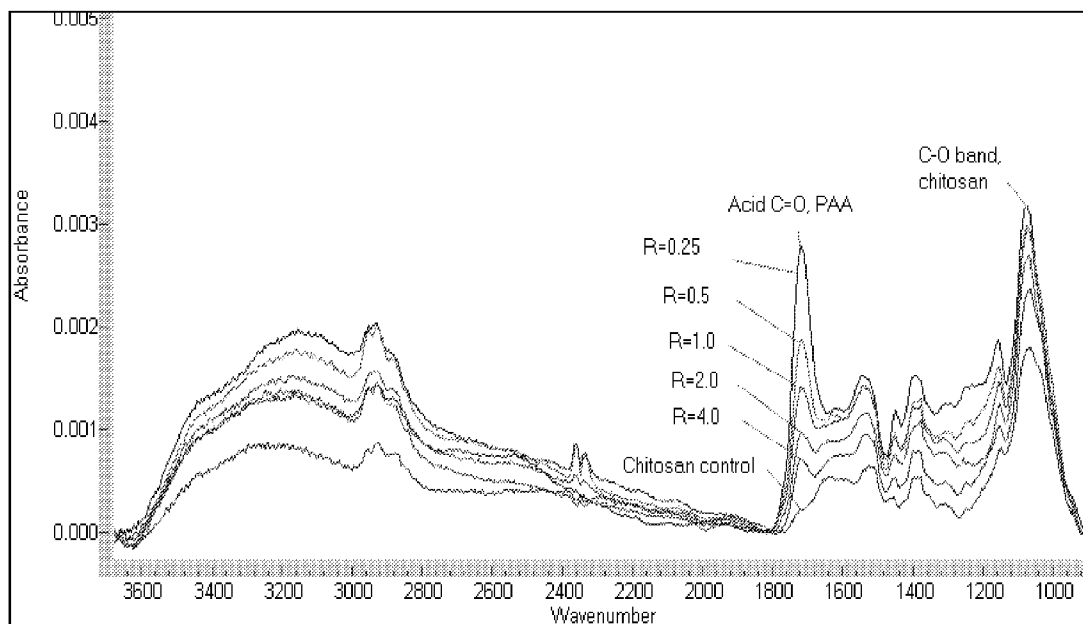
(21) Appl. No.: **12/749,288**(22) Filed: **Mar. 29, 2010****Publication Classification**(51) **Int. Cl.**
B05D 3/00 (2006.01)
C09D 5/14 (2006.01)
C09D 5/00 (2006.01)

Fig. 1

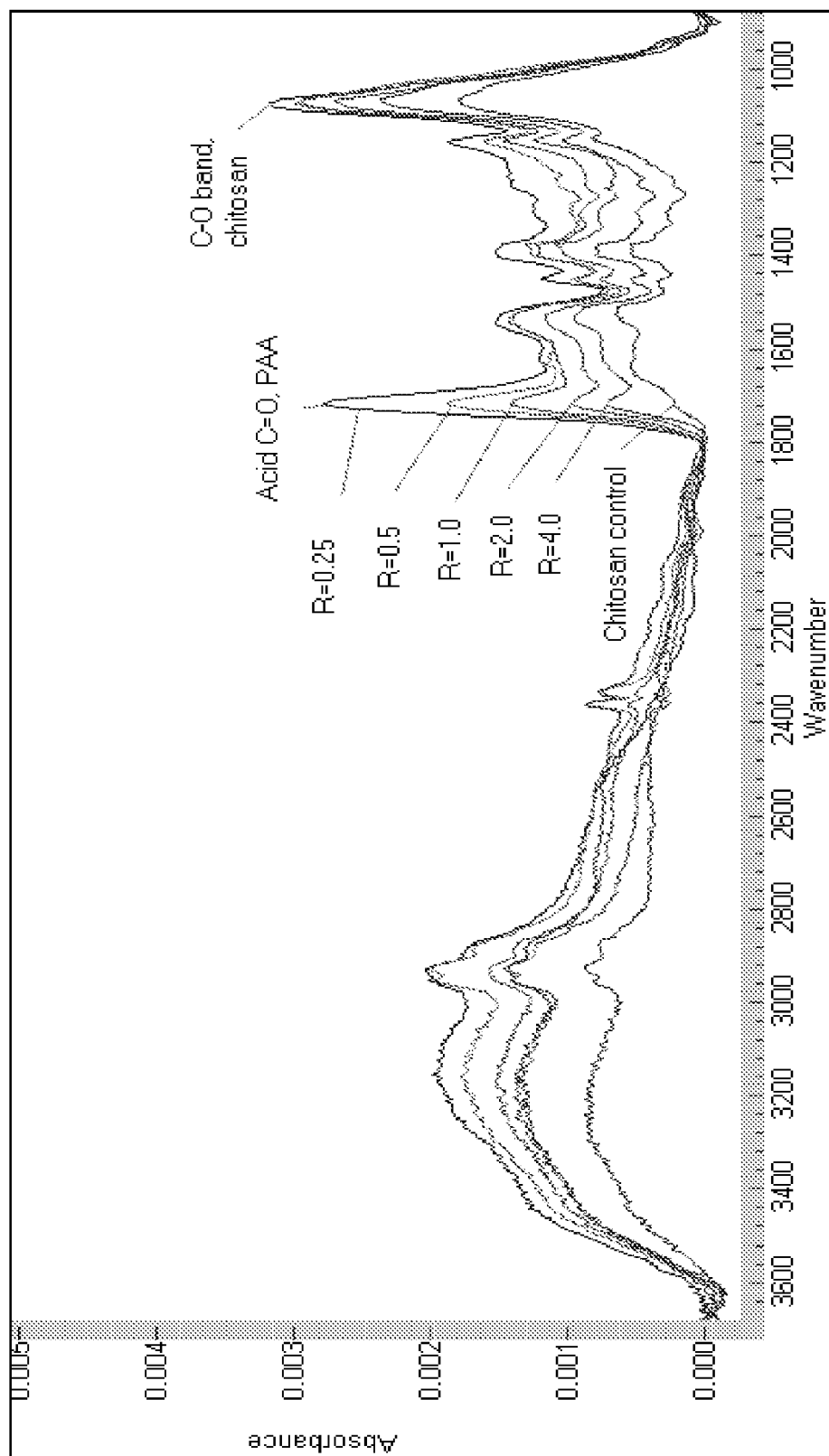


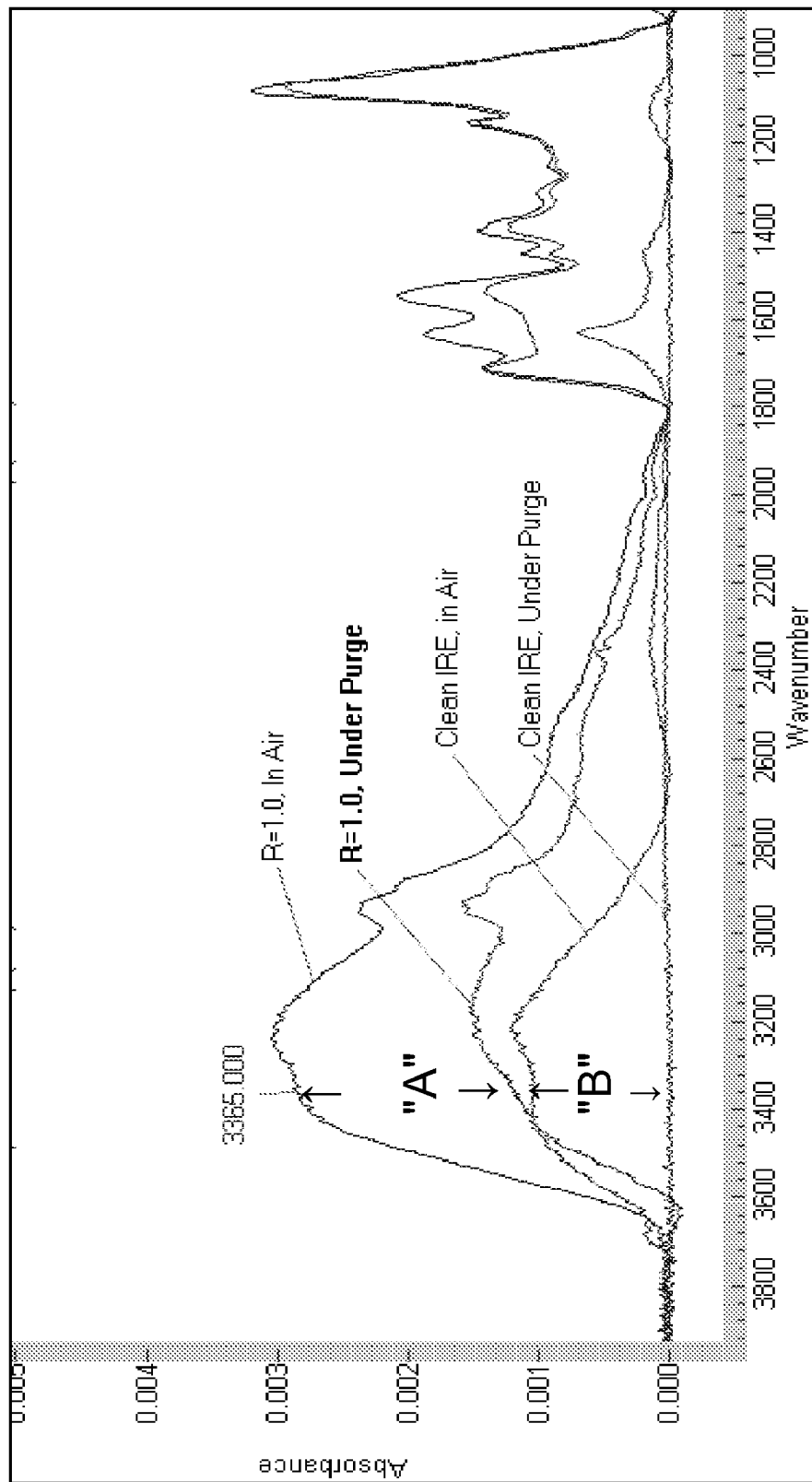
Fig. 2

Fig. 3




Fig. 4




Fig. 5A

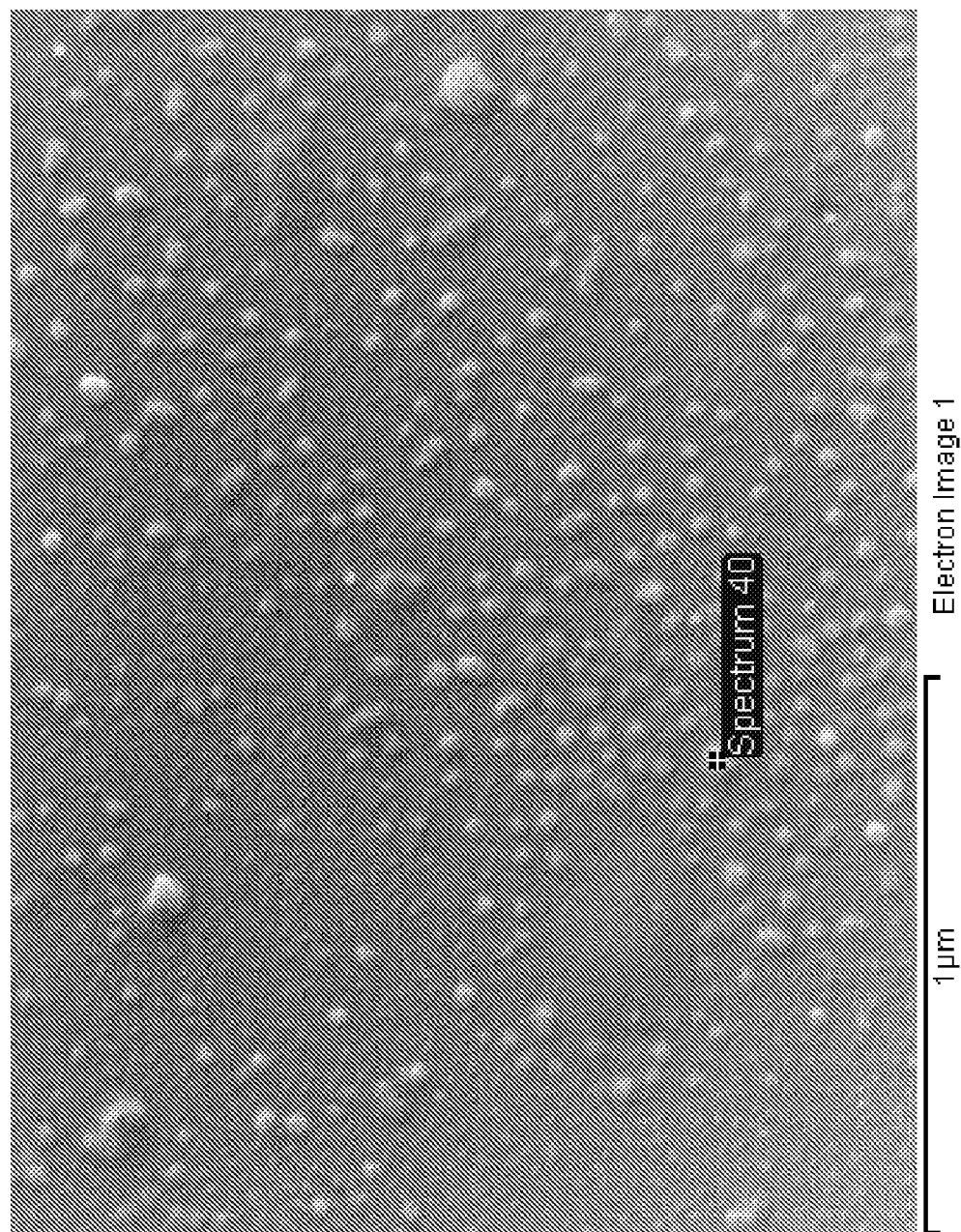


Fig. 5B

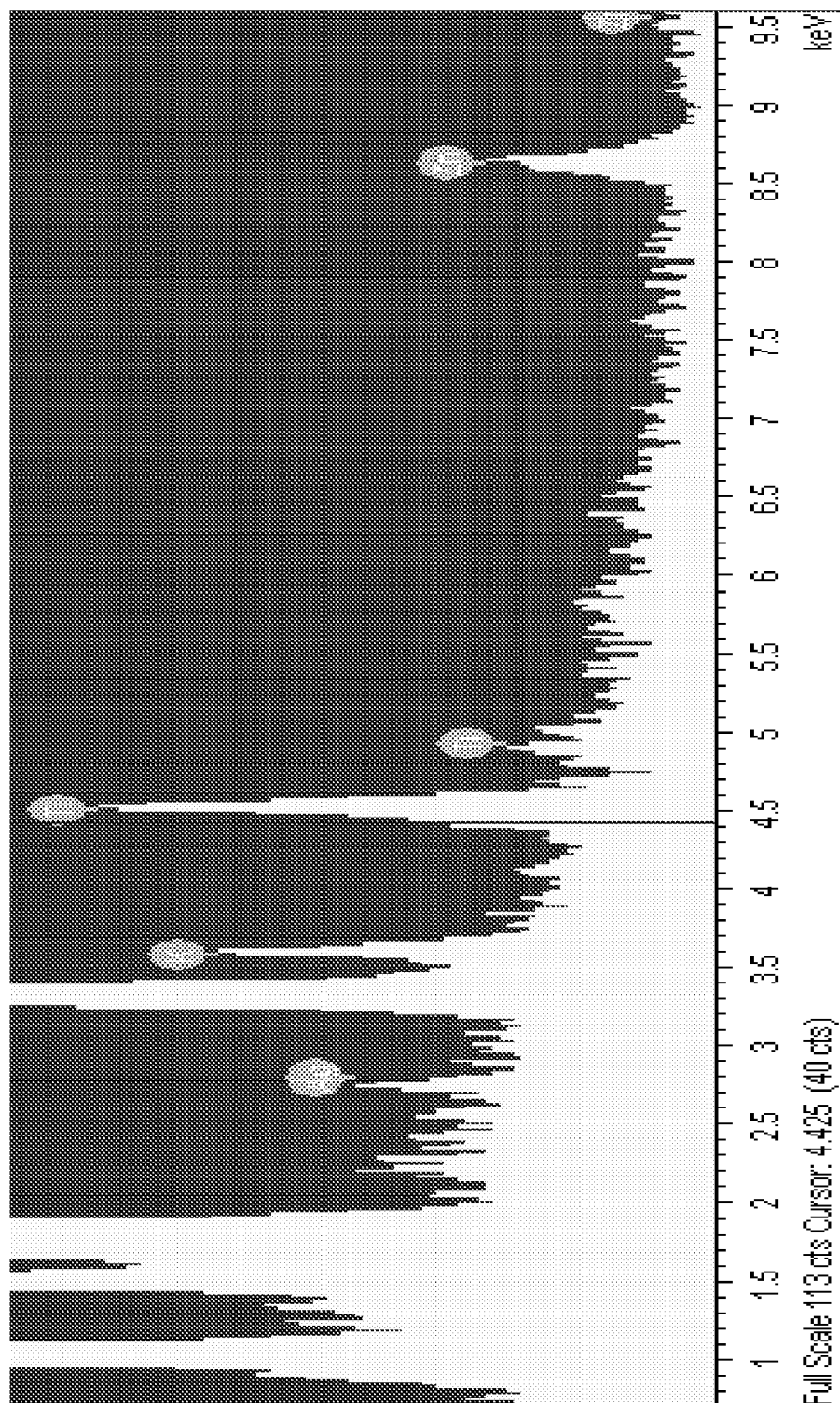


Fig. 6A


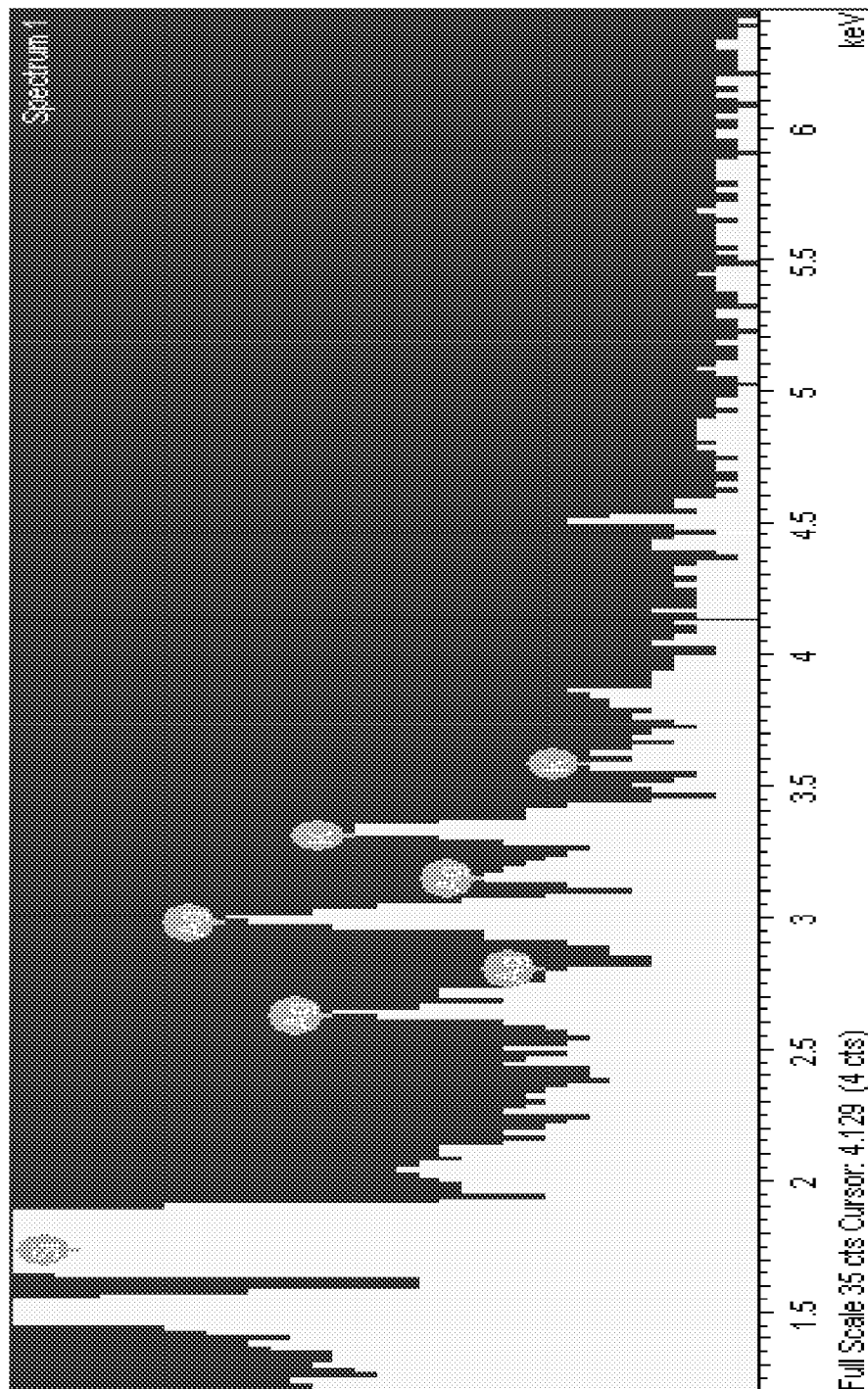


Fig. 6B



POLYELECTROLYTE COMPLEXES

BACKGROUND OF THE INVENTION

[0001] 1. Field of the Invention

[0002] The present invention relates to aqueous compositions of associative polyelectrolyte complexes (PECs) which can provide surface protection to treated articles including reduced soiling tendency, reduced cleaning effort and improved soil repellancy, as well as providing bacteriostatic properties to treated surfaces that thereby gain resistance to water, environmental exposure and microbial challenge.

[0003] 2. Description of the Prior Art

[0004] Consumers are dissatisfied with their ability to prevent water and soils, such as water spots, soap scum, toothpaste, scale, greasy soils, brake dust, grime, rust, and toilet ring, from soiling and building up on household surfaces and other exposed materials. It would be desirable to have treatment means that would easily modify or enhance the surface protective properties of a wide variety of materials to retain and/or maintain their "like new" appearance and/or clean state and/or disinfected state for longer periods of time, particularly when exposed to water, soil and microbial challenge. It would further be desirable to have a treatment means compatible with cleaning aids, so that cleaning and treatment of soiled surfaces could be done either in conjunction or simultaneously with the treatment means providing enhanced protection including extended antimicrobial activity.

[0005] Consumers also desire cleaners and treatments that are convenient to use or that reduce cleaning effort (less surface scrubbing or buffing) during the initial cleaning or treatment, and which provide the benefit of reduced effort or increased speed of subsequent cleaning or treatment. Products used by professionals, such as janitorial services or automobile detailers, that provide reduced cleaning or treatment times are likewise of considerable value in reducing labor costs.

[0006] However, many commercial disinfectants employing the use of typical quaternary ammonium biocides deposited on surfaces to reduce microbial loads tend to leave the treated surfaces that are sticky to the touch and which attract dust and detritus leading to unsightly surfaces requiring frequent cleaning and reapplication to remain effective. There is a need for treatment compositions that provide stable, but thin and invisible layers or particles on treated surfaces with enhanced surface protective properties, such as reduced adhesion of soil, biological and environmental contaminants, or the ability to kill germs that are deposited onto the surfaces in a variety of ways, including airborne contaminants, food preparation, direct epidermal contact with humans or animals, and exposure to bodily fluids. There is a need for compositions that can also be employed to simultaneously clean and treat the surfaces so that separate cleaning and treatment steps are not required.

[0007] It is therefore an object of the present invention to provide compositions containing associative polyelectrolyte complexes capable of treating the surfaces of articles that overcome the disadvantages and shortcomings associated with prior art compositions. It is a further object of the present invention to provide compositions and means for the deposition of associative polyelectrolyte complexes (PECs) which can form densely packed uniform nanometer scale structures on treated surfaces when applied in the form of an aqueous treatment composition.

[0008] It is another object of the present invention to provide aqueous treatment compositions of associative polyelectrolyte complexes combined with additional cleaning adjuncts and/or biocides useful to effect the treatment of articles to provide treated surfaces having surface protection benefits such as reduced soiling tendency, reduced cleaning effort and improved soil repellancy, as well as to provide bacteriostatic properties to treated surfaces that have good resistance to water and environmental exposure.

SUMMARY OF THE INVENTION

[0009] In accordance with the above objects and those that will be mentioned and will become apparent below, one aspect of the present invention is a treatment composition and a method of forming a treated article, involving the steps of (a) applying a treatment composition to at least one surface of an article comprising a suitable substrate material; (b) allowing said treatment composition to deposit at least one layer comprising a plurality of associative polyelectrolyte complexes on said surface; and (c) removing said treatment composition from said surface by means selected from allowing the surface to drain, allowing the surface to dry, wiping the surface with a wiping implement, rinsing the surface with water, and combinations thereof; wherein said treatment composition comprises: (i) an aqueous composition comprising at least one associative polyelectrolyte complex formed by combining a water soluble cationic first polyelectrolyte; and a water soluble second polyelectrolyte bearing groups of opposite charge to said first polyelectrolyte; wherein the one polyelectrolyte present in molar excess is added in the form of a first aqueous solution during a mixing step to a second aqueous solution comprising the oppositely charged polyelectrolyte present in molar deficiency; wherein R, the molar ratio of charged groups present on said first polyelectrolyte to oppositely charged groups present on said second polyelectrolyte is between 0.10 to 20; wherein said treatment composition further comprises: (ii) a buffering agent; (iii) optionally, a surfactant; (iv) optionally, a biocidal agent; and (v) optionally, an oxidant.

[0010] In another aspect of the present invention is a method of forming at least one associative polyelectrolyte complex by means of a mixing step that is accomplished without high shear mixing, including, but not limited to means of low energy mixing selected from liquid-to-liquid addition, stirring, static mixing, paddle mixing, low-shear mixing, and combinations thereof; wherein said low energy mixing is accomplished at temperatures between 10 to 45° C. In yet another aspect of the present invention, the method of forming at least one associative polyelectrolyte complex is done at a concentration of less than or equal to about 100 millimolar with respect to the total concentration of charged associating groups present on the polyelectrolytes making up a plurality of associative polyelectrolyte complexes.

[0011] In a further aspect of the present invention is a method of forming a plurality of associative polyelectrolyte complexes having an average aggregate size in solution of less than about 500 nanometers, or alternatively having an average R_G and average R_H value in solution of between about 20 nanometers to about 300 nanometers.

[0012] In one aspect of the present invention is a method of adding a surfactant to a treatment composition after formation of at least one associative polyelectrolyte complex in the treatment composition; wherein the surfactant is selected from the group consisting of water soluble and/or water dis-

persible anionic, cationic, zwitterionic, nonionic or amphoteric surfactants. In another aspect of the present invention is a method of adding either a biocide or an oxidant, or a combination thereof, to a treatment composition containing at least one associative polyelectrolyte complex to provide a treatment composition capable of deodorizing, sanitizing and/or disinfecting the surface of an article treated with said treatment composition containing the biocide or the oxidant; and optionally a method whereby the surface of the article is provided with an extended biocidal or oxidizing effect for a prolonged time after said treatment to provide at least one of a deodorizing, sanitizing and/or disinfecting benefit when exposed to a further source of microbial contaminants.

[0013] In a further aspect of the present invention, the method of forming a treated article involves a second treatment step comprising the step of applying to the surface of said article a disinfecting composition comprising a biocidal agent and optionally a cleaning adjunct; wherein a preformed layer of a plurality of associative polyelectrolyte complexes on said surface of said treated article thereby incorporates a sufficient amount of the biocidal agent present in the disinfecting composition so as to provide an effective amount of the biocidal agent on the surface during the second treatment step.

[0014] In another aspect of the present invention is a treatment composition and method of forming a treated article, wherein the surface of the treated article bears a plurality of associative polyelectrolyte complexes in the form of a layer which is non-permanent, invisible to the unaided human eye, capable of sequestering moisture from the atmosphere, and which is less than about 500 nanometers in thickness.

[0015] In yet another aspect of the present invention, the associative polyelectrolyte complexes are made by combining a cationic first polyelectrolyte and an oppositely charged second polyelectrolyte that are not selected from the group consisting of synthetic block copolymer, polymer fluorosurfactant derived from polymerization of a fluorinated oxetane, cross-linked polyacrylic acid, anionic complexing agent with a bulky molecule having an anionic group, silicone polymer, anionic latex, polyacrylate with an average molecular weight below about 10,000 Daltons, anionic polysaccharide containing glucuronic acid, N-acetylchitosan with an C1-12 alkyl group, and a combination of chitosan and copolymers of acrylate and styrene monomers, and/or styrene derivatives, and/or combinations thereof.

[0016] In an aspect of the present invention, the first polyelectrolyte and the second polyelectrolyte are polymers that are completely soluble in water at a level of at least 10 g in 100 ml of water at a temperature of 25° C. In one aspect of the present invention, the associative polyelectrolyte complexes are formed using a first and second polyelectrolyte that are selected from the group consisting of natural and/or naturally-derived polymers.

[0017] In a further aspect of the present invention, an aqueous treatment composition for treating the surface of an article is provided in which the treatment composition comprises (i) an aqueous composition comprising at least one associative polyelectrolyte complex formed by combining a water soluble cationic first polyelectrolyte; and a water soluble second polyelectrolyte bearing groups of opposite charge to said first polyelectrolyte; wherein the one polyelectrolyte present in molar excess is added in the form of a first aqueous solution during a mixing step to a second aqueous solution comprising the oppositely charged polyelectrolyte

present in molar deficiency; wherein R, the molar ratio of charged groups present on said first polyelectrolyte to oppositely charged groups present on said second polyelectrolyte is between 0.10 to 10; wherein the treatment composition further comprises: (ii) a buffering agent; (iii) a surfactant; (iv) optionally, a biocidal agent; and (v) optionally, an oxidant; wherein said cationic first polyelectrolyte and said second polyelectrolyte are not synthetic block copolymers; and wherein said mixing step is accomplished without high shear mixing.

[0018] Further features and advantages of the present invention will become apparent to those of ordinary skill in the art in view of the detailed description of preferred embodiments below, when considered together with the attached claims.

DETAILED DESCRIPTION OF THE INVENTION

[0019] Before describing the present invention in detail, it is to be understood that this invention is not limited to particularly exemplified systems or process parameters that may, of course, vary. It is also to be understood that the terminology used herein is for the purpose of describing particular embodiments of the invention only, and is not intended to limit the scope of the invention in any manner.

[0020] All publications, patents and patent applications cited herein, whether supra or infra, are hereby incorporated by reference in their entirety to the same extent as if each individual publication, patent or patent application was specifically and individually indicated to be incorporated by reference.

[0021] In the instant application, effective amounts are generally those amounts listed as the ranges or levels of ingredients in the descriptions, which follow hereto. Unless otherwise stated, amounts listed in percentage (“%s”) are in weight percent (wt %), as based on 100% active of that particular component or ingredient present in the indicated formulation or composition.

[0022] As used herein, the term “polymer” and “polyelectrolyte” generally includes, but is not limited to, homopolymers, copolymers, such as for example, graft, random and alternating copolymers, terpolymers, etc. and blends and modifications thereof. Furthermore, unless otherwise specifically limited, the term “polymer” and “polyelectrolyte” shall include all possible geometrical configurations of the molecule. These configurations include, but are not limited to isotactic, syndiotactic and random symmetries. In general, the term “polyelectrolyte”, as used herein, means and is meant to mean a polymer having at least one permanent charge, of either an anionic or cationic nature, when dissolved in an aqueous solution. As used herein, the term “polyelectrolyte” also means and is meant to mean a polymer capable of forming a charge, of either an anionic or cationic nature, when dissolved in an aqueous solution whose pH has been adjusted by some means including the addition of an acid, a base or suitable buffering agent, so as to form a net anionic or cationic charge on the polymer in water.

[0023] Molecular weights are generally expressed in terms of the number of moles per gram of the compound (MW) and in the case of polymers and polyelectrolytes are generally expressed in terms of an average molecular weight with respect to the plurality of individual polymers present within a polymer solution expressed as Daltons (Da).

[0024] The term “water soluble” as used herein, means and is meant to mean and include materials, particularly the poly-

electrolytes of the present invention, which are sufficiently soluble or dispersible in water to create an optically clear, non-separating and non-precipitating aqueous solution when present in water at a level of at least about 10 g in 100 ml of water at room temperature (25° C.), alternatively at least about 20 g in 100 ml of water, or yet alternatively at least about 25 g in 100 ml of water at room temperature.

[0025] The term “comprising”, which is synonymous with “including,” “containing,” or “characterized by,” is inclusive or open-ended and does not exclude additional, unrecited elements or method steps. See MPEP 2111.03. See, e.g., *Mars Inc. v. H.J. Heinz Co.*, 377 F.3d 1369, 1376, 71 USPQ2d 1837, 1843 (Fed. Cir. 2004) (“like the term ‘comprising,’ the terms ‘containing’ and ‘mixture’ are open-ended.”). *Invitrogen Corp. v. Biocrest Mfg., L.P.*, 327 F.3d 1364, 1368, 66 USPQ2d 1631, 1634 (Fed. Cir. 2003) (“The transition ‘comprising’ in a method claim indicates that the claim is open-ended and allows for additional steps.”); *Genentech, Inc. v. Chiron Corp.*, 112 F.3d 495, 501, 42 USPQ2d 1608, 1613 (Fed. Cir. 1997) See MPEP 2111.03. (“Comprising” is a term of art used in claim language which means that the named elements are essential, but other elements may be added and still form a construct within the scope of the claim.); *Molecular Research Corp. v. CBS, Inc.*, 793 F.2d 1261, 229 USPQ 805 (Fed. Cir. 1986); *In re Baxter*, 656 F.2d 679, 686, 210 USPQ 795, 803 (CCPA 1981); *Ex parte Davis*, 80 USPQ 448, 450 (Bd. App. 1948). See MPEP 2111.03.

[0026] The term “consisting essentially of” as used herein, limits the scope of a claim to the specified materials or steps “and those that do not materially affect the basic and novel characteristic(s)” of the claimed invention. *In re Herz*, 537 F.2d 549, 551-52, 190 USPQ 461, 463 (CCPA 1976) (emphasis in original). See MPEP 2111.03.

[0027] The term “consisting of” as used herein, excludes any element, step, or ingredient not specified in the claim. *In re Gray* 53 F.2d 520, 11 USPQ 255 (CCPA 1931); *Ex Parte Davis*, 80 USPQ 448, 450 (Bd. App. 1948). See MPEP 2111.03.

DESCRIPTION OF FIGURES

[0028] FIG. 1 illustrates some examples of FT-IR spectra of adsorbed layers of the associative polyelectrolyte complexes (PECs) formed on a Ge (germanium) surface exposed 5 minute to an associative PECs formulations of 1.3 mM total poly(acrylic acid) (PAA) and chitosan. and 0.7 wt % citric acid followed by 50 water rinses and dry nitrogen purge. R value indicated of separate treatment systems. Acid carbonyl band labeled as “Acid C=O, PAA” and C—O stretching band labeled as “C—O band, chitosan”.

[0029] FIG. 2 shows the spectra of the clean IRE surface under the dry nitrogen purge and in air. H—O—H stretching band of liquid water is 3600 and 3000 wavenumber (cm⁻¹). Also shown is a spectrum of a associative PEC layer, labeled “R=1.0, Under Purge”, obtained under dry nitrogen purge on the same Ge surface after exposing the IRE to a Chitosan/PAA PEC solution with R=1.0, followed by 50 rinses. Also shown is the spectrum of the same associative PEC layer in air, immediately after removal of the dry nitrogen purge, labeled “R=1.0, In Air”.

[0030] FIG. 3 shows atomic force microscopic images of Chitosan/PAA PECs (R=0.25) on a glass surface treated with formulation CPAA1. Top row (A and B) views are topographic images, while the bottom row (C and D) are phase

images. Dimension of area images (A, C) is 500 by 500 nanometers, and 1.0 by 1.0 micrometers for images (B, D).

[0031] FIG. 4 shows atomic force microscopic images of Chitosan/PAA PECs (R=0.25) on a glass surface treated with formulation CPAA1. Top row (A and B) views are topographic images, while the bottom row (C and D) are phase images. Dimensions same as FIG. 3.

[0032] FIG. 5A shows a secondary electron image of a layer formed on glass through exposure to formulation CPAG1. The corresponding FIG. 5B shows the elemental composition with characteristic X-ray emission spectrum in KeV of species present at the “+” spot sampled indicated and labeled as “Spectrum 40”.

[0033] FIG. 6A shows another electron image of an associative PEC particle in the same layer prepared in Example 18. The corresponding FIG. 6B shows the elemental composition with characteristic X-ray emission spectrum in KeV of species present at the “+” spot sampled indicated and labeled as “Spectrum 1”.

ASSOCIATIVE POLYELECTROLYTE COMPLEXES

[0034] The associative polyelectrolyte complexes (PECs) of the present invention have been found to exhibit surprisingly rapid adsorption onto a wide variety of surfaces, even in the presence of other surface-active agents commonly employed in cleaning and treatment formulations, to yield thin, invisible layers on the treated surfaces. The adsorption of the associative PECs proceeds, even in the presence of other surface-active agents.

[0035] The associative PECs of the present invention comprise at least two different water-soluble polyelectrolytes, each of which bears electrostatically charged groups, or groups capable of developing a charge (capable of ionization), in which the overall net charges on the two polymers are opposite or are capable of becoming opposite through manipulation of the pH of the aqueous phase.

[0036] The associative PECs of the present invention are assembled in such a way that they have an average aggregate size in solution of less than about 500 nm, preferably less than 400 nm, more preferably less than 300 nm, even more preferably less than 200 nm, and most preferably less than about 100 nm in diameter. The particle size and molecular weights of the associative PECs can be measured via static light scattering (SLS), as described herein. In the initial absence of any charged surfactants and/or surface active adjuncts, it has been discovered that stable associative PECs may be produced by the blending of aqueous stock solutions of the oppositely charged polymers such that the total polymer concentration in the mixture is less than 100 mM, preferably less than 75 mM, more preferably less than 50 mM, and most preferably less than 10 mM, and further providing that a specific mixing order as described herein below is followed in the preparation of the associative PECs.

[0037] The blending of the two polymer stock solutions comprising a first polyelectrolyte (Polymer A) and a second polyelectrolyte (Polymer B) bearing oppositely charged groups with respect to the overall charge of Polymer A, can be accomplished by first diluting a stock solution of Polymer A in the aqueous medium in a tank, and then adding, with simple low-shear agitation appropriate for the tank size, a stock solution of Polymer B until the total polymer concentration reaches the desired final concentration. It is preferred to add the stock solution of the polyelectrolyte which will be in

molar excess to an appropriately diluted stock solution of the oppositely charged polyelectrolyte which will be in molar deficiency in the final solution.

[0038] The blending or mixing step may readily be accomplished by means of low energy mixing selected from liquid-to-liquid addition, stirring, static mixing, paddle mixing, low shear mixing, and combinations thereof. Further, the blending or mixing step does not require the use of high temperatures to improve the solubility of the polyelectrolytes and can readily be accomplished at most ambient temperatures or with moderate heating, such as for example between temperatures of 10 to 45° C., or alternatively between temperatures of 10 to 35° C., or between 15 to 35° C. or between 15 to 25° C., or between 20 to 30° C.

[0039] Surprisingly, since macroscopic solids and gels do not form under these conditions, high shear or high energy mixing is not required to form the associative PECs, even for compositions in which there are equal numbers of oppositely charged groups introduced into the aqueous solution, i.e., even for compositions reaching values of R, as defined below, equal to 1.0.

[0040] A convenient way to express the composition of the associative PECs is to calculate the ratio of the moles or number of cationic charges to corresponding moles or number of anionic charges present in the solution, based on the relative amounts of the polymers added to the bulk solution. Herein below, the parameter "R" is used to denote the molar ratio of cationic (or potentially cationic) groups to that of anionic (or potentially anionic) groups of the two respective polyelectrolytes comprising the associative PECs of the present invention., where accordingly:

$$R = Q^+ / Q^-$$

where Q^+ is the number or moles of cationic charges, Q^- is the number or moles of anionic charges; wherein

$$Q^+ = (C_{\text{cationic}}) * (F_{\text{cationic}}) * (Q_{\text{cationic}}) / (M_{\text{cationic}})$$

where C_{cationic} is the concentration of cationic polymer in wt %, F_{cationic} is the weight fraction cationic monomer in total cationic polymer weight, thus being between 0 and 1, Q_{cationic} is the number of charges per cationic monomer unit, M_{cationic} is the molecular weight of the monomer unit in polymerized form; and correspondingly:

$$Q^- = (C_{\text{anionic}}) * (F_{\text{anionic}}) * (Q_{\text{anionic}}) / (M_{\text{anionic}})$$

where C_{anionic} is the concentration of anionic polymer in wt %, F_{anionic} is the weight fraction anionic monomer in total anionic polymer weight, thus being between 0 and 1, Q_{anionic} is the number of charges per anionic monomer unit, and M_{anionic} is the molecular weight of the monomer unit in polymerized form.

Polyelectrolytes Suitable for Associative PECs Formulations

Natural Cationic Polymers

[0041] Any natural cationic polymer may be employed. Chitosan is a preferred natural polymer, but also acceptable in addition to the natural polysaccharide obtained by deacetylation of chitin (from marine source) or by direct isolation from fungi, are those synthetically produced β -1,4-poly-D-glucosamines and derivatives thereof that are isomers or structurally similar to natural chitosan. The chitosan polymers of the invention can have substantially protonated glucosamine monomeric units, improving polymer water solubility, for example, N-hydroxybutyl chitosans described in U.S. Pat.

No. 4,931,271 to Lang et al. and chitosan pyrrithione derivatives described in U.S. Pat. No. 4,957,908 to Nelson. Additional polysaccharides suitable for use in the composition according to the invention include, but are not limited to, cationic guar, hydroxypropyl guar and starch bearing cationic charges added by chemical quaternization (for example, but not limited to, alkoxylation with a quaternary epoxide).

[0042] When present the natural cationic polymer level in the compositions of the present invention is typically from about 0.001 wt % to about 5.0 wt %, or from about 0.01 wt % to about 2.5 wt %, or from about 0.01 wt % to about 1.0 wt %, or from about 0.1 wt % to about 0.50 wt %.

Synthetic Cationic Polymers

[0043] Suitable cationic polymers include homopolymers or copolymers of monomers having a permanent cationic charge or monomers capable of forming a cationic charge in solution upon protonation. Examples of permanently cationic monomers include, but are not limited to, diallyl dimethyl ammonium salts (such as the chloride salt, referred to herein as DADMAC) quaternary ammonium salts of substituted acrylamide, methacrylamide, acrylate and methacrylate, such as trimethylammoniummethyl methacrylate, trimethylammoniumpropyl methacrylamide, trimethylammoniummethyl methacrylate, trimethylammoniumpropyl acrylamide, 2-vinyl N-alkyl quaternary pyridinium, 4-vinyl N-alkyl quaternary pyridinium, 4-vinylbenzyltrialkylammonium, 2-vinyl piperidinium, 4-vinyl piperidinium, 3-alkyl 1-vinyl imidazolium, and the ionene class of internal cationic monomers as described by D. R. Berger in *Cationic Surfactants, Organic Chemistry*, edited by J. M. Richmond, Marcel Dekker, New York, 1990, ISBN 0-8247-8381-6, which is incorporated herein by reference. The counterion of the cationic co-monomer can be selected from, for example, chloride, bromide, iodide, hydroxide, phosphate, sulfate, hydrosulfate, ethyl sulfate, methyl sulfate, formate, and acetate.

[0044] Examples of monomers that are cationic on protonation include, but are not limited to, acrylamide, N,N-dimethylacrylamide, N,N di-isopropylacrylamide, N-vinylimidazole, N-vinylpyrrolidone, ethyleneimine, dimethylaminohydroxypropyl diethylenetriamine, dimethylaminoethyl methacrylate, dimethylaminopropyl methacrylamide, dimethylaminoethyl acrylate, dimethylaminopropyl acrylamide, 2-vinyl pyridine, 4-vinyl pyridine, 2-vinyl piperidine, 4-vinylpiperidine, vinyl amine, diallylamine, methyldiallylamine, vinyl oxazolidone; vinyl methyloxazolidone, and vinyl caprolactam.

[0045] Monomers that are cationic on protonation typically contain a positive charge over a portion of the pH range of 2-11. Such suitable monomers are also presented in *Water-Soluble Synthetic Polymers: Properties and Behavior*, Volume II, by P. Molyneux, CRC Press, Boca Raton, 1983, ISBN 0-8493-6136. Additional monomers can be found in the *International Cosmetic Ingredient Dictionary*, 5th Edition, edited by J. A. Wenninger and G. N. McEwen, The Cosmetic, Toilet, and Fragrance Association, Washington D.C., 1993, ISBN 1-882621-06-9. A third source of such monomers can be found in *Encyclopedia of Polymers and Thickeners for Cosmetics*, by R. Y. Lochhead and W. R. Fron, Cosmetics & Toiletries, vol. 108, May 1993, pp 95-135. All three references are hereby incorporated herein in their entirety.

[0046] Cationic polymers may also include other monomers, for example monomers having an uncharged hydrophilic or hydrophobic group. Suitable copolymers contain

acrylamide, methacrylamide and substituted acrylamides and methacrylamides, acrylic and methacrylic acid and esters thereof. Suitable synthetic methods for these copolymers are described, for example, in Kirk-Othmer, *Encyclopedia of Chemical Technology*, Volume 1, Fourth Ed., John Wiley & Sons.

[0047] The cationic polymer level in the compositions of the present invention is typically from about 0.001 wt % to about 5.0 wt %, or from about 0.01 wt % to about 2.5 wt %, or from about 0.01 wt % to about 1.0 wt %, or from about 0.1 wt % to about 0.50 wt %.

Anionic Polymers

[0048] Suitable anionic polymers include, but are not limited to, polycarboxylate polymers and copolymers of acrylic acid and maleic anhydride or alkali metal salts thereof, such as the sodium and potassium salts. Suitable are copolymers of acrylic acid or methacrylic acid with vinyl ethers, such as, for example, vinyl methyl ether, vinyl esters, ethylene, propylene and styrene. Also suitable are polymers containing monomers capable of taking on an anionic charge in aqueous solutions when dissolved in water that has been adjusted to an appropriate pH using an acid, a base, a buffer or combination thereof. Examples include, but are not limited to, acrylic acid, maleic acid, methacrylic acid, ethacrylic acid, dimethylacrylic acid, maleic anhydride, succinic anhydride, vinylsulfonate, cyanoacrylic acid, methylenemalononic acid, vinylacetic acid, allylacetic acid, ethylideneacetic acid, propylideneacetic acid, crotonic acid, fumaric acid, itaconic acid, sorbic acid, angelic acid, cinnamic acid, styrylacrylic acid, citraconic acid, glutaric acid, aconitic acid, phenylacrylic acid, acryloxypropionic acid, citraconic acid, vinylbenzoic acid, N-vinylsuccinamic acid, mesaconic acid, methacryloylalanine, acryloylhydroxyglycine, sulfoethyl methacrylate, sulfopropyl acrylate, and sulfoethyl acrylate. Suitable acid monomers also include styrenesulfonic acid, acrylamide methyl propane sulfonic acid, 2-methacryloyloxy-methane-1-sulfonic acid, 3-methacryloyloxy-propane-1-sulfonic acid, 3-(vinylloxy)-propane-1-sulfonic acid, ethylenesulfonic acid, vinyl sulfuric acid, 4-vinylphenyl sulfuric acid, ethylene phosphonic acid and vinyl phosphoric acid. Examples of commercially available products are Sokalan CP5® and PA30® from BASF, Alcosperse 175® or 177® from Alco and LMW 45N® and SPO2N® from Norsohaas. Also suitable are natural anionic polymers, including but not limited to saccharinic gums such as alginates, xanthates, pectins, carrageenans, guar, carboxymethyl cellulose, and scleroglucans.

[0049] The anionic polymer level in the compositions of the present invention is typically from about 0.001 wt % to about 5.0 wt %, or from about 0.01 wt % to about 2.5 wt %, or from about 0.01 wt % to about 1.0 wt %, or from about 0.1 wt % to about 0.50 wt %.

Buffer/Electrolyte

[0050] Buffers and electrolytes “screen” the interactions between the polymers of the associative PECS of the present invention, and thus may be used to modify phase behavior, such as preparing formulations “close” to a coacervate phase boundary, which is useful because the complexes become sufficiently large (up to about 500 nm diameter) or high enough in total molecular weight to exhibit enhanced adsorption onto surfaces. Any suitable electrolyte salt known in the

art may be used to control ionic strength and/or pH of the final formulations. When used herein the buffer or electrolyte salt is preferably present at a concentration of from about 0.001 wt % to about 5 wt %, more preferably 0.05 wt % to about 1 wt %, even more preferably from about 0.05 wt % to about 0.5 wt %, and most preferably 0.1 wt % to about 0.5 wt %.

Antimicrobial Agents

[0051] The compositions of the present invention can also, optionally, contain antimicrobial agents. Such antimicrobial agents can include, but are not limited to, alcohols, chlorinated hydrocarbons, organometallics, halogen-releasing compounds, metallic salts, pine oil, organic sulfur compounds, iodine compounds, silver nitrate, quaternary ammonium compounds (quats), chlorhexidine salts, and/or phenolics. Antimicrobial agents suitable for use in the compositions of the present invention are described in U.S. Pat. Nos. 5,686,089; 5,681,802; 5,607,980; 4,714,563; 4,163,800; 3,835,057; and 3,152,181, all of which are herein incorporated by reference in their entirety. Also useful as antimicrobial agents are the so-called “natural” antibacterial actives, referred to as natural essential oils. These actives derive their names from their natural occurrence in plants. Suitable antimicrobial agents include alkyl alpha-hydroxyacids, aralkyl and aryl alpha-hydroxyacids, polyhydroxy alpha-hydroxyacids, polycarboxylic alpha-hydroxyacids, alpha-hydroxyacid related compounds, alpha-ketoacids and related compounds, and other related compounds including their lactone forms. Preferred antimicrobial agents include, but are not limited to, alcohols, chlorinated hydrocarbons, organometallics, halogen-releasing compounds, metallic salts, pine oil, organic sulfur compounds, iodine, compounds, antimicrobial metal cations and/or antimicrobial metal cation-releasing compounds, chitosan, quaternary alkyl ammonium biocides, phenolics, germicidal oxidants, germicidal essential oils, germicidal botanical extracts, alpha-hydroxycarboxylic acids, and combinations thereof. When incorporated herein the antimicrobial agent is preferably present at a concentration of from about 0.001 wt % to about 5 wt %, more preferably 0.05 wt % to about 1 wt %, even more preferably from about 0.05 wt % to about 0.5 wt %, and most preferably 0.1 wt % to about 0.5 wt %.

Surfactants

[0052] The compositions of the present invention may contain surfactants selected from nonionic, anionic, cationic, ampholytic, amphoteric and zwitterionic surfactants and mixtures thereof. A typical listing of anionic, ampholytic, and zwitterionic classes, and species of these surfactants, is given in U.S. Pat. No. 3,929,678 to Laughlin and Heuring. A list of suitable cationic surfactants is given in U.S. Pat. No. 4,259,217 to Murphy, which is hereby incorporated by reference. The surfactants may be present at a level of from about 0% to 90%, or from about 0.001% to 50%, or from about 0.01% to 25% by weight. Alternatively, surfactants may be present at a level of from about 0.1 to 10% by weight, or from about 0.1 to 5% by weight, or from about 0.1 to 1% by weight.

Solvent

[0053] Water may be used as a solvent alone, or a combination with any suitable organic solvents may be present in the compositions of the present invention include, but are not limited to, C₁₋₆ alkanols, C₁₋₆ diols, C₁₋₁₀ alkyl ethers of

alkylene glycols, C₃₋₂₄ alkylene glycol ethers, polyalkylene glycols, short chain carboxylic acids, short chain esters, iso-paraffinic hydrocarbons, mineral spirits, alkylaromatics, terpenes, terpene derivatives, terpenoids, terpenoid derivatives, formaldehyde, and pyrrolidones. Alkanols include, but are not limited to, methanol, ethanol, n-propanol, isopropanol, butanol, pentanol, and hexanol, and isomers thereof. The solvents can be present at a level of from 0.001% to 10%, or from 0.01% to 10%, or from 0.1% to 5% by weight, or from 1% to 2.5% by weight.

Oxidants

[0054] The compositions of the present invention can also, optionally, contain oxidants and/or bleaching agents. Preferred oxidants include, but are not limited to, hydrogen peroxide, alkaline metal salts and/or alkaline earth metal salts of hypochlorous acid, hypochlorous acid, solubilized chlorine, any source of free chlorine, solubilized chlorine dioxide, acidic sodium chlorite, active chlorine generating compounds, active oxygen generating compounds, chlorine-dioxide generating compounds, solubilized ozone, sodium potassium peroxy sulfate, sodium perborate, and combinations thereof. The oxidant can be present at a level of from 0.001% to 10%, or from 0.01% to 10%, or from 0.1% to 5% by weight, or from 0.5% to 2.5% by weight.

Additional Ingredients

[0055] The compositions of the present invention may optionally contain one or more of the following adjuncts: stain and soil repellants, lubricants, odor control agents, perfumes, fragrances and fragrance release agents, and bleaching agents. Other adjuncts include, but are not limited to, acids, bases, dyes and/or colorants, solubilizing materials, stabilizers, thickeners, defoamers, hydrotropes, cloud point modifiers, preservatives, and other polymers.

Methods of Use

[0056] The compositions of the present invention may be used by distributing, e.g., by placing the aqueous solution into a dispensing means, preferably a spray dispenser and spraying an effective amount onto the desired surface or article. An effective amount as defined herein means an amount sufficient to modify the surface of the article to achieve the desired benefit, for example, but not limited to soil repellency and/or disinfectancy. Distribution can be achieved by using a spray device, such as a trigger sprayer or aerosol, or by other means including, but not limited to a roller, a pad, a wipe or wiping implement, sponge, etc.

[0057] In another embodiment, a surface, an article or a device may be treated with the compositions of the present invention by immersing them or exposing the desired portion of the article or device to be treated to a bulk liquid solution containing the inventive associative PECs in the form of a treatment composition. Suitable immersion methods include baths, dipping tanks, wet padding and wet rolling application means common to the art. Such means are also suitable for forming premoistened wipes wherein a carrier substrate such as a woven material (cloth, towel, etc) or a non-woven material (paper towel, tissue, toilet tissue, bandage) is dipped or padded with the inventive associative PECs in the form of a treatment composition.

EXAMPLES

[0058] The associative PECs of the present invention are very effective for increasing the hydrophilic character of surfaces because the adsorbed layer formed from exposing surfaces to the associative PECs takes up water molecules from the ambient atmosphere. Confirmation of the uptake of water molecules by the adsorbed layers is possible through the use of FT-IR (Fourier Transform Infrared) spectroscopy.

[0059] The following examples are provided to illustrate embodiments of the present invention including compositions, methods of formulation compositions, methods of use and methods of treating surfaces with formulations containing the novel associative polyelectrolyte complexes (PECs) described and claimed herein.

Example 1

Small Scale Preparation of PAA and Chitosan Stock Solutions

[0060] A series of PAA/Chitosan PECs was prepared at several R values via gentle mixing using a magnetic stir bar for 1-2 minutes while stirring the solution, the minor polymeric component being placed in the vessel first as designated in the Table 1A with "1" followed by the major polymeric component added to the minor component solution designated with a "2" next to the weight used. The orders of addition change, of course, depending on the desired R value. The resulting associative PEC solutions were allowed to stir overnight and yielded clear solutions in all cases.

TABLE 1A

Compositions of Chitosan/PAA PECs						
Formulation #	R (a)	Stock A (mL) (b)	Stock B (mL) (c)	20 wt % Citric Acid (mL) (d)	H ₂ O (mL)	Total concentration charged groups (mM)
SCPAA1	0.25	0.4515 (1)	0.7615 (2)	0.5524	16.7580	1.29
SCPAA2	0.51	0.7505 (1)	0.6319 (2)	0.4972	16.4492	1.30
SCPAA3	0.77	0.9731 (1)	0.5419 (2)	0.4370	16.5710	1.29
SCPAA4	1.05	1.1382 (1)	0.4661 (2)	0.3967	16.5342	1.28
SCPAA5	1.27	1.2580 (2)	0.4238 (1)	0.3728	16.4988	1.30
SCPAA6	1.55	1.3408 (2)	0.3714 (1)	0.3502	16.4406	1.28
SCPAA7	1.78	1.4312 (2)	0.3446 (1)	0.3316	16.4275	1.29
SCPAA8	2.05	1.5124 (2)	0.3164 (1)	0.3207	16.3751	1.30
SCPAA9	3.15	1.6960 (2)	0.2306 (1)	0.2641	16.3056	1.29
SCPAA10	4.05	1.7941 (2)	0.1896 (1)	0.2463	16.2738	1.29

(a) R = [Cationic amine groups from chitosan]/[Anionic acid groups from PAA]

(b) 0.2 wt % Federal Laboratories chitosan

(c) Alcosperse 465 PAA providing 33.1 mM charged acrylate groups

(d) Providing total of 0.7 wt % citric acid at a pH of 2.2 in all final formulations.

Large Scale Preparation of Chitosan/PAA PECs

[0061] A series of PAA/Chitosan PECs was prepared at several R values in approximately 0.7 wt % citric acid at a pH of 2.2 and can be found below in Table 1B.

TABLE 1B

Compositions of Chitosan/PAA PECs						
Formulation #	R (3)	Aldrich Chitosan Stock A (mL)	Alcosperse 465 PAA Stock B (mL)	10 wt % Citri Acid (mL)	H ₂ O (mL)	Total concentration charged groups (mM)
CPAA 1	0.25	8.2600 (1)	9.4500 (2)	19.8900	263.4200	1.30
CPAA 2	0.50	13.8000 (1)	7.91 (2)	17.4400	261.8100	1.30
CPAA 3	0.75	17.7100 (1)	6.78 (2)	15.7500	260.6800	1.30
CPAA 4	1.00	20.6500 (1)	5.95 (2)	14.2300	260.0600	1.31
CPAA 5	1.26	23.0000 (2)	5.25 (1)	13.3900	259.2200	1.30
CPAA 6	1.49	24.6800 (2)	4.74 (1)	12.5300	258.8700	1.30
CPAA 7	1.76	26.2000 (2)	4.28 (1)	11.8400	258.4800	1.30
CPAA 8	2.01	27.5100 (2)	3.93 (1)	11.3400	258.0500	1.30
CPAA 9	3.00	31.0300 (2)	2.97 (1)	9.7500	257.0800	1.30
CPAA 10	4.04	32.9000 (2)	2.34 (1)	8.8200	256.6900	1.30

(1) Minor polymeric component

(2) Major polymeric component

(3) R = [Cationic Amine groups from chitosan]/[Anionic Acid groups from PAA]

[0062] FT-IR spectroscopy can be used to characterize extremely thin layers of materials on hard surfaces. It is known in the art that it is convenient to use an optical accessory based on the principle of attenuated total reflectance (ATR) in such FT-IR work. FT-IR spectroscopy is described in *Fourier Transform Infrared Spectrometry*, by P. R. Griffiths. ATR optical accessories are described in *Internal Reflection Spectroscopy*, by N. J. Harrick, Interscience Publishers, 1967, and *Internal Reflection Spectroscopy Review and Supplement*, by F. M. Mirabella Jr., N. J. Harrick, Editor, Harrick Scientific Corporation, 88 Broadway, Box 1288, Ossining, N.Y. 10562. The optical accessory used in the measurements described herein was a "Horizon", available from Harrick Scientific Corporation, equipped with an internal reflection element (IRE) constructed from Ge.

[0063] The hydrophilic modification of a surface by some of the associative PECs described in Tables 1A and 1B were investigated with FT-IR spectroscopy using a clean Ge IRE for which a background absorbance spectrum under dry nitrogen purge was first recorded, as well as a "blank" for the particular IRE in its clean state in contact with the ambient atmosphere with the current humidity. The intensity of the absorbance band at 3365 cm^{-1} , which is due to the H—O—H stretching band of liquid water in the spectrum recorded, is measured to find the relative amount of water on the IRE surface, recorded in Table 1C below as the "B" values. The magnitude of the bands in all of the FT-IR spectra in this specification are expressed in milli-Absorbance Units (mAU), which are linearly related to concentration at the IRE surface.

[0064] The uptake of water by the extremely thin adsorbed layers is very rapid, and can be readily observed by the changes in the FT-IR spectra obtained with and without the dry purge. The difference is directly proportional to the amount of water uptake achieved by the adsorbed layer and are presented in Table 1C below as the "A" values. Finally, the increase in the surface water contents due to the presence of the adsorbed associative PEC layer is shown below in Table as value "C", computed from "A"-"B".

TABLE 1C

Chitosan/PAA PECs					
Formulation #	R	Number of Rinses	"A" Modified surface Water Uptake (mAU)	"B" IRE Water Uptake (mAU)	"C" Water uptake in PEC layer (mAU)
CPAA-10	4.04	10	1.453	1.046	0.407
CPAA-10	4.04	50	1.417	1.046	0.371
CPAA-4	1.0	10	1.567	1.012	0.555
CPAA-4	1.0	50	1.659	1.012	0.647
CPAA-2	0.5	10	1.507	1.127	0.38
CPAA-2	0.5	50	1.602	1.127	0.475
CPAA-3	0.76	10	1.749	1.083	0.666
CPAA-3	0.76	50	1.855	1.083	0.772
CPAA-8	2.01	10	1.686	1.253	0.433
CPAA-8	2.01	50	1.722	1.253	0.469
CPAA-9	3.0	10	1.69	1.363	0.327
CPAA-9	3.0	50	1.564	1.363	0.201
CPAA-10	4.04 (1)	10	1.997	1.574	0.423
CPAA-10	4.04 (1)	50	2.00	1.574	0.426
CPAA-1	0.25 (1)	10	2.104	1.421	0.683
CPAA-1	0.25 (1)	50	2.107	1.421	0.686
CPAA-1	0.25 (1)	100	1.893	1.421	0.472

(1) Sample measurements obtained after 30 minute adsorption time

"A" = Difference in absorbance at 3365 cm^{-1} in Air and under purge."B" = Difference in absorbance at 3365 cm^{-1} for corresponding blank run.

"C" = "A" - "B"

[0065] Data in Table 1C demonstrates the ability of the associative PECs of the present invention to sequester atmospheric moisture when present as a deposited layer on a substrate. The FT-IR spectra of the adsorbed layers formed on the IRE by exposing it to solutions containing associative PECs can also be used to determine the relative amounts of the polymers present in a layer.

[0066] In all of the FT-IR experiments, use of the specified optical accessory allows visual inspection of the IRE surface, which permits an assessment of whether the surface bears a visible residue or not. The associative PECs of the present invention are useful for the modification of surfaces without

the formation of visible residues, because the adsorbed layers formed by the associative PECs are so thin (<500 nm), and are not macroscopic films, as are commonly formed from coatings or polishes, and cannot be seen by the unaided human eye when present on treated surfaces.

Example 2

[0067] The size of the stable associative PECs, and the composition of the thin adsorbed layers formed by treating surfaces with aqueous solutions of PECs can be controlled by changing the ratio of the polymers comprising the associative PECs, i.e., by changing the R parameter.

[0068] The FT-IR spectrum of chitosan, PAA and citric acid all exhibit one or more unique absorbance bands allowing their presence, as well as relative amount present on the surface of the IRE to be detected and monitored in real time.

[0069] The data in Table 2 illustrate that the composition of a layer can be controlled by varying the R parameter of the associative PECs. Since there were no added surfactants, the data also illustrate the surprising activity of the associative PECs solutions on a solid surface, even in the absence of a drying step and any “wetting” of the solid surface by surfactants.

[0070] Referring to Table 2, in one experiment with the R=0.25 associative PEC solution, the adsorption time was 5 minutes, and the layer was rinsed 10 times, yielding the band intensities listed (sample CPAA1, layer analysis A being denoted as “CPAA1-A”, for example). A second treatment of the IRE was then done (exposure #2) with the adsorbed layer in place, followed by 10 and then 50 total rinses. The relatively small increase in the amount of chitosan and PAA caused by the second exposure, seen comparing examples CPAA1-A and CPAA1-B, shows that adsorption onto the surface was nearly complete in the first 5 minute exposure, i.e. that the formation of a layer formed from the associative PEC solutions is desirably rapid, and that the layer is very substantive, since in the second exposure there was no net loss, but in fact a net gain in the amounts of both chitosan and PAA on the

surface. The associative PEC layer was also very substantive, as indicated by the relatively small change in band intensities caused by additional rinsing (compare CPAA1-B and CPAA1-C). In another experiment with the R=0.25 associative PEC solution, the adsorption time was increased to 30 minutes, but the relative amounts of chitosan and PAA initially adsorbed are very similar to that achieved with two exposures of shorter time, as seen by comparing CPAA 1-D and CPAA 1-E with CPAA 1-B and CPAA 1-C, respectively. These data show that layer formation from the associative PECs formulations is “self-limiting”, i.e., the average thickness of the adsorbed layers (directly proportional to the absorbance intensities, since the area of the IRE is the same and fixed in all experiments) does not grow to macroscopic dimensions which would otherwise become visible to the eye, instead appearing to be self-limiting and maintaining a film of less than 500 nm thickness. In addition, 50 additional rinses, for a total of 100 rinses, was done with the layer formed in the third experiment. The band intensities show only a very slight decrease in the band intensities of both polymers, i.e., the layers are very substantive, as seen by comparing CPAA 1-E with CPAA 1-F. After 50 rinses, all citric acid was eventually rinsed away, indicating utility of the PECs films to release actives over time.

[0071] Also discovered is that treatment of the surface with associative PECs with R<1, which are relatively rich in PAA, and with R>1, which are relatively rich in chitosan, both result in layers with more chitosan with more substantivity than the control solution of chitosan alone, enabling the control of the layer composition by using treatment solutions with selected R values. In the absence of the associative PECs, PAA alone does not absorb onto the surface.

[0072] The band intensity ratios in Table 2 show that the composition of the layers provided by the solutions of the associative PECs can be controlled by changing the R value. As the R value increases, the relative amount of chitosan in the layers also increases. Thus, the band intensity ratio is found to be 1.1291 for formulation CPAA1-C(R=0.25), and is found to be 3.6038 for formulation CPAA10-B (R=4.0).

TABLE 2

Chitosan/Alcosperse 465 PAA PECs						
Formulation #	R	Adsorption Time (min)	Number of Rinses	Chitosan C—O band absorbance (mAU)	PAA C=O band absorbance (mAU)	Band Intensity Ratio Chitosan C—O/PAA C=O
CPAA1 - A	0.25	5	10	2.94	2.567	1.1453
CPAA1 - B	0.25	5 (2)	10	3.45	3.488	0.9891
CPAA1 - C	0.25	—	50	3.227	2.858	1.1291
CPAA1 - D	0.25	30	10	3.216	3.315	0.9701
CPAA1 - E	0.25	—	50	3.11	2.83	1.0989
CPAA1 - F	0.25	—	100	3.073	2.606	1.1792
CPAA2 - A	0.50	5	10	2.819	1.898	1.4852
CPAA2 - B	0.50	—	50	2.819	1.704	1.6543
CPAA2 - C	0.50	30	10	2.991	2.609	1.1464
CPAA2 - D	0.50	—	50	2.881	2.443	1.1793
CPAA3 - A	0.75	5	10	2.847	1.509	1.8867
CPAA3 - B	0.75	—	50	2.859	1.378	2.0747
CPAA4 - A	1.0	5	10	2.798	1.357	2.0619
CPAA4 - B	1.0	—	50	2.781	1.171	2.3749
CPAA4 - C	1.0	5	10	2.813	1.37	2.0533
CPAA4 - D	1.0	—	50	2.77	1.225	2.2612
CPAA5 - A	1.26	5	10	2.902	1.334	2.1754
CPAA5 - B	1.26	—	50	2.94	1.041	2.8242
CPAA6 - A	1.49	5	10	2.595	1.122	2.3128

TABLE 2-continued

Chitosan/Alcosperse 465 PAA PECs						
Formulation #	R	Adsorption Time (min)	Number of Rinses	Chitosan C—O band absorbance (mAU)	PAA C=O band absorbance (mAU)	Band Intensity Ratio Chitosan C—O/PAA C=O
CPAA6 - B	1.49	—	50	2.629	0.976	2.6936
CPAA7 - A	1.76	5	10	2.605	1.036	2.5145
CPAA7 - B	1.76	—	50	2.603	0.873	2.9817
CPAA8 - A	2.01	5	10	2.595	1.028	2.5243
CPAA8 - B	2.01	—	50	2.564	0.827	3.1004
CPAA9 - A	3.0	5	10	2.173	0.739	2.9405
CPAA9 - B	3.0	—	50	2.08	0.608	3.4211
CPAA10 - A	4.0	5	10	2.278	0.766	2.9739
CPAA10 - B	4.0	—	50	2.292	0.636	3.6038
C1-A	—	5	10	1.812	0.497	3.6459
Chitosan control (1)	—	—	50	1.794	0.198	9.0606
C1-B	—	—	50	1.794	0.198	9.0606
Chitosan control (1)	—	—	50	1.794	0.198	9.0606

(1) Concentration of chitosan was 1.3 mM

(2) Additional exposure time of 5 minutes

Example 3

[0073] The associative PECs of the present invention, when made with polymers that exhibit chemical stability to oxidants such as sodium hypochlorite or hydrogen peroxide, are useful for providing hydrophilic modification of surfaces through the use of cleaning products familiar to consumers.

[0074] Hypochlorite-stable associative PECs can be made from mixtures of the alkali metal salt of poly(acrylic acid) (PAA) and poly(diallyl dimethyl ammonium chloride) denoted as poly(DADMAC) or simply DADMAC. However, the surface of a Ge IRE suitable for the FT-IR experiments is

changed by exposure to sodium hypochlorite, which is a relatively strong oxidant. Thus, the formulations cited in Tables 3.1 and 3.2 below, which are used to demonstrate associative PEC stability and substantivity, were formulated using sodium chloride as a substitute for the sodium hypochlorite. It is believed, without being bound by theory, that the difference between the chloride and hypochlorite salts is immaterial, both being electrolytes, to the behavior of the associative PECs in terms of the delivery of adsorbed layers. Independently, stability of the oxidant containing PECs compositions confirmed stability of both the bleach and PEC component polymers after prolonged storage.

TABLE 3.1

DADMAC/PAA PECs							
Formulation #	PAA (mM) (1)	DADMAC (mM) (2)	R	Surfactant (wt %) (3)	NaCl (wt %) (4)	Total concentration charged groups (mM)	Evaluation
3DAD/PAA 2	0.558	0.116	0.207	—	0.1201	0.674	Stable
3DAD/PAA 3	0.580	0.225	0.387	—	0.1132	0.804	Stable
3DAD/PAA 4	0.565	0.325	0.575	—	0.1145	0.891	Stable
3DAD/PAA 5	0.577	0.424	0.735	—	0.1169	1.001	Stable
3DAD/PAA 9	0.567	0.859	1.515	—	0.1261	1.426	Stable
3DAD/PAA 12	0.549	1.177	2.144	—	0.1257	1.726	Stable
6DAD/PAA 2	0.549	0.108	0.197	0.0254	0.1208	0.657	Stable
6DAD/PAA 3	0.530	0.226	0.427	0.0243	0.1116	0.757	Stable
5DAD/PAA 2	0.541	0.117	0.217	0.0509	0.1522	0.658	Stable
5DAD/PAA 4	0.537	0.329	0.612	0.0508	0.1226	0.866	Stable
5DAD/PAA 5	0.534	0.449	0.842	0.0494	0.1266	0.983	Stable
5DAD/PAA 8	0.527	0.757	1.437	0.0520	0.1229	1.283	Stable
5DAD/PAA 9	0.530	0.855	1.615	0.0505	0.1323	1.385	Stable
5DAD/PAA 12	0.529	1.161	2.196	0.0504	0.1154	1.690	Stable
2DAD/PAA 2	0.603	0.106	0.175	0.3040	0.1365	0.709	Stable
2DAD/PAA 4	0.571	0.321	0.562	0.3047	0.1319	0.891	Stable
2DAD/PAA 5	0.569	0.417	0.732	0.3046	0.1232	0.986	Stable
2DAD/PAA 8	0.562	0.728	1.296	0.3077	0.1512	1.289	Stable
2DAD/PAA 10	0.552	0.985	1.784	0.3102	0.1525	1.538	Stable
2DAD/PAA 12	0.557	1.182	2.122	0.3065	0.1543	1.740	Stable
7DAD/PAA 2	0.541	0.120	0.222	0.8964	0.1194	0.661	Stable
7DAD/PAA 4	0.645	0.326	0.506	0.8890	0.1154	0.971	Stable

TABLE 3.1-continued

DADMAC/PAA PECs							
Formulation #	PAA (mM) (1)	DADMAC (mM) (2)	R	Surfactant (wt %) (3)	NaCl (wt %) (4)	Total concentration charged groups (mM)	Evaluation
7DAD/PAA 5	0.551	0.435	0.789	0.9010	0.1143	0.986	Stable
7DAD/PAA 12	0.535	1.161	2.170	0.9017	0.1115	1.697	Stable

(1) Poly(DADMAC) from Aldrich, batch 02319JC, average MW of 2.5×10^5 Daltons, final dilution to 0.1661 wt % (about 10.3 mM cationic groups), pH 12

(2) Aquatreat AR-4, 0.0774 wt % (about 10.9 mM anionic carboxylate groups), pH 12.

(3) 20 wt % sodium chloride pH 12.0.

(4) 3 wt % Amine oxide, Ammonyx LO (Stepan Corp.), pH 12.

TABLE 3.2

DADMAC/PAA PECs							
Formulation #	PAA (mM) (1)	DADMAC (mM) (2)	R	Surfactant (wt %) (3)	NaCl (wt %) (4)	Total concentration charged groups (mM)	Evaluation
8DAD/PAA 2	0.557	0.118	0.211	—	0.1195	0.675	stable
8DAD/PAA 3	0.559	0.220	0.394	—	0.1195	0.779	stable
8DAD/PAA 4	0.553	0.333	0.602	—	0.1210	0.886	stable
8DAD/PAA 5	0.574	0.429	0.747	—	0.1193	1.002	stable
8DAD/PAA 6	0.595	0.537	0.904	—	0.1205	1.132	stable
8DAD/PAA 11	0.561	1.080	1.926	—	0.1190	1.641	stable
8DAD/PAA 12	0.559	1.160	2.074	—	0.1189	1.719	stable
9DAD/PAA 2	0.561	0.218	0.388	0.0235	0.1194	0.779	stable
9DAD/PAA 3	0.557	0.105	0.188	0.0236	0.1196	0.662	stable
9DAD/PAA 4	0.553	0.218	0.394	0.0231	0.1199	0.771	stable
9DAD/PAA 5	0.595	0.308	0.518	0.0232	0.1191	0.903	stable
9DAD/PAA 6	0.576	0.410	0.711	0.0235	0.1197	0.986	stable
9DAD/PAA 7	0.553	0.527	0.953	0.0237	0.1197	1.080	stable
10DAD/PAA 3	0.561	0.211	0.376	0.0494	0.1211	0.772	stable
10DAD/PAA 4	0.553	0.321	0.580	0.0485	0.1254	0.874	stable
10DAD/PAA 5	0.562	0.415	0.738	0.0484	0.1294	0.977	stable
10DAD/PAA 11	0.563	0.998	1.772	0.0480	0.1164	1.561	stable
10DAD/PAA 12	0.565	1.124	1.991	0.0483	0.1175	1.689	stable
11DAD/PAA 2	0.551	0.102	0.186	0.8990	0.1207	0.654	stable
11DAD/PAA 3	0.558	0.199	0.357	0.8994	0.1273	0.757	stable
11DAD/PAA 4	0.549	0.319	0.581	0.8970	0.1170	0.869	stable
11DAD/PAA 5	0.547	0.409	0.747	0.9008	0.1207	0.956	stable
11DAD/PAA 6	0.550	0.519	0.944	0.9007	0.1205	1.068	stable

(1) Poly(DADMAC) from Aldrich, batch 05525PB average MW of 1.0 to 2.0×10^5 Daltons, pH 12, diluted to 0.1701 wt % (about 10.56 mM cationic groups).

(2) Aquatreat AR-7H poly(acrylic acid) from Alco Chemical, average MW of 8.72×10^5 Daltons, pH 12, diluted to 0.0780 wt % (about 10.99 mM anionic carboxylate groups).

(3) 20 wt % sodium chloride, pH 12.

(4) 3.0 wt % Amine oxide, Ammonyx LO (Stepan Corp.), pH 12.

[0075] Table 3.2 evaluates formulations without and with hypochlorite-stable surfactant with associative PECs made using low molecular weight poly(DADMAC) and higher molecular weight PAA. The formulations were made in the same way as those described in Table 3.1.

[0076] The compositions in Tables 3.1 and 3.2 illustrate that stable DADMAC/PAA associative PECs can be assembled over a wide range of R values, over a wide range of surfactant concentrations useful in the control of the surface wetting and cleaning properties of the formulations, and in the presence of significant concentrations of an electrolyte. In contrast to the known art, when the associative PECs are assembled in the manner described herein, stable systems can be produced without particular regard to the relative molecular weights of the polymers comprising the associative PECs. Table 3.3 reports FT-IR band intensities in spectra of

adsorbed layers formed by exposure of Ge IRE to solutions containing associative PECs described in Table 3.1 for 5 minutes, followed by immediate rinsing. Spectra were obtained under dry nitrogen purge.

[0077] Multiple exposures of the Ge surface were made using the inventive compositions for 5 minutes, followed by rinsing the surface 20 times with water, and then the spectra were recorded. This adsorbed layer was then exposed to the indicated associative PEC solution again, followed by rinsing, and a spectrum recorded for “exposure 2”. A third exposure was done in the same way. The small increase in the amounts of DADMAC and PAA caused by the second and third exposures shows that adsorption onto the surface was nearly complete in the first 5 minute exposure, i.e. that the formation of the adsorbed layers formed from the associative PEC solutions is fairly rapid, and that while the adsorbed

layers are very substantive, they nevertheless tend to self-equilibrate and maintain a favorably thin invisible layer on a treated surface, rather than building up to undesirable macroscopic (and hence visible) layers

[0078] Polymer PAA, which becomes negatively charged at pH 12, as in the examples in Tables 3.1, 3.2 and 3.3, does not adsorb onto the Ge surface, which is also slightly negatively charged. However, PAA is clearly present in the adsorbed layers when delivered via treatment using the inventive associative PEC solutions.

TABLE 3.3

Formulation #	PAA Carboxylate (mAU)	DADMAC CH ₃ (mAU)	R	Treatment (2) Number of Rinses
3DAD/PAA 4	0.531	0.557	0.5752	20
3DAD/PAA 5	1.066	0.692	0.7349	20
3DAD/PAA 8	2.702	1.045	1.3072	20
3DAD/PAA 4	0.686	0.568	0.5752	20
3DAD/PAA 4	1.045	0.671	0.5752	40
3DAD/PAA 4	1.166	0.721	0.5752	60
Control (1)	0.078	0.57	N/A	20

(1) DADMAC polymer only at 10.0 mM concentration in sodium chloride solution.

(2) Exposed to formulation indicated for 5 minutes with no separate drying step, followed by number of rinses indicated.

Example 4

[0079] The following example demonstrates surface modification using DADMAC/PAA associative PECs in treatment compositions having a hypochlorite-stable surfactant. FT-IR was used to determine the formation of adsorbed layers from associative PEC solutions containing various amounts of a relatively oxidant-stable surfactant, Ammonyx LO. These illustrative compositions are suitable as ready-to-use treatment compositions.

TABLE 4.1

Formulation #	PAA Carboxylate (mAU)	DADMAC CH ₃ (mAU)	R
7DAD/PAA 2	0.295	0.509	0.222
7DAD/PAA 3	0.407	0.474	0.308
7DAD/PAA 4	0.687	0.582	0.506
7DAD/PAA 5	0.985	0.659	0.789
7DAD/PAA 6	0.085	0.276	0.988
7DAD/PAA 7	1.295	0.738	1.191
7DAD/PAA 8	2.753	1.016	1.389
7DAD/PAA 9	1.858	0.94	1.597
7DAD/PAA 10	1.99	0.898	1.756
7DAD/PAA 11	1.31	0.817	1.974

[0080] In Table 4.1, the Ge IRE surface was treated with the indicated compositions for 5 minutes, followed by 20 rinses with water without a drying step, the spectra obtained under a dry nitrogen purge. Results show that the adsorbed associative PECs layers are formed rapidly, even in the absence of a drying step, and even in the presence of surfactant, both PAA and DADMAC being confirmed as present in the adsorbed layers.

TABLE 4.2

Formulation #	PAA Carboxylate (mAU)	DADMAC CH ₃ (mAU)	R (1)
7DAD/PAA 2	0.562	0.581	0.222
7DAD/PAA 3	0.892	0.596	0.308
7DAD/PAA 4	2.662	0.985	0.506
7DAD/PAA 5	2.422	0.94	0.789
7DAD/PAA 6	0.178	0.319	0.988
7DAD/PAA 7	1.084	0.75	1.191
7DAD/PAA 8	5.089	1.454	1.389
7DAD/PAA 9	5.247	1.565	1.597
7DAD/PAA 10	5.441	1.583	1.756
7DAD/PAA 11	3.034	1.156	1.974

(1) FT-IR band intensities in the spectra of adsorbed layers formed by drying 10 microliters of formulations containing DADMAC/PAA PECs and 0.89% Ammonyx LO on the IRE surface, followed by 20 rinses with water. Spectra of layers obtained under dry nitrogen purge.

[0081] Table 4.2 represents results of surface modification with DADMAC/PAA PECs utilizing a drying step following treatment. Here results indicate that, even in the presence of significant amounts of surfactant, substantive adsorbed layers are formed from the formulations containing the associative PECs, and the total amount of adsorbed polymers is increased somewhat. Without being bound by theory, it is believed that the drying step immediately following treatment enables rearrangement of the PECs on the surface, likely resulting in a denser layer and/or denser array of the associative PECs at the surface.

[0082] Several additional DADMAC/PAA PECs were evaluated, reversing the relative molecular weights of the polymers used. The data in Table 4.3 show that adsorbed layers from these systems are also produced in the presence of surfactant and a drying step, despite extensive rinsing with water. Control of the stability of the associative PECs through selection of appropriate R values, which controls the composition and size of the associative PECs, can be achieved with a range of polymers of the same chemical type, but varying in molecular weight.

TABLE 4.3

Formulation #	PAA Carboxylate (mAU) (1)	DADMAC CH ₃ (mAU) (1)	R
11DAD/PAA 2	0.097	0.258	0.186
11DAD/PAA 3	0.282	0.446	0.357
11DAD/PAA 4	0.551	0.488	0.581
11DAD/PAA 5	0.853	0.622	0.747
11DAD/PAA 6	2.081	0.781	0.943

(1) FT-IR band intensities in the spectra of adsorbed layers formed by drying 10 microliters of formulations containing DADMAC/PAA PECs and 0.89 wt % Ammonyx LO on the IRE surface, followed by 20 rinses with water. Spectra of layers obtained under dry nitrogen purge. The systems were all found to be stable.

Example 5

[0083] Results in Table 5 show that the relative amounts of water taken up by the thin adsorbed layers of DADMAC/PAA PECs from Example 4 following various application, drying and rinsing steps.

TABLE 5

Formulation #	"A" PAA Carboxylate (mAU)	"B" DADMAC CH ₃ (mAU)	"C" Water uptake in PEC layer (mAU) (1)	R	Treatments (2)
7DAD/PAA 5	0.696	0.689	0.30	0.789	No dry step Rinsed
7DAD/PAA 5	1.71	0.949	1.16	0.789	Dried Rinsed
7DAD/PAA 11	1.244	0.929	0.92	1.974	No dry step Rinsed
7DAD/PAA 11	2.735	1.277	2.087	1.974	Dried Rinsed
7DAD/PAA 12	1.327	0.911	0.871	2.17	No dry step Rinsed
7DAD/PAA 12	2.955	1.351	2.409	2.17	Dried Rinsed

(1) "C" = "B" - "A"

(2) "No dry step" means 5 minute exposure to formulation containing associative PECs, followed by 20 rinses with water. "Dried" means 10 microliters of formulation was spread on IRE, allowed to dry, and then rinsed 20 times with water.

[0084] Table 5 results demonstrate that more water is taken up at the surface in the presence of the adsorbed layers, compared to the untreated Ge surface, and that the amount of water present increases as the amount of associative PECs (total polymer) on the surface increases. Thus, hydrophilic thin adsorbed layers can be produced from formulations containing oxidant-stable associative PECs.

Example 6

[0085] The following examples demonstrate hypochlorite stability in treatment compositions containing DADMAC/PAA PECs, which all show acceptable stability against precipitation and degradation by the optional bleach component being present.

[0086] Formulations A1 through A3 illustrate useful embodiments of the present invention suitable for use as daily after shower treatment compositions that provide hydrophilic modification of surfaces via the adsorption of the DADMAC/PAA PECs, and daily germ reduction employing relatively low hypochlorite levels. Formulations A4 and A5 are embodiments useful as ready-to-use treatment compositions that provide hydrophilic modification of hard surfaces, including sink basins, toilet exteriors, floors, and countertops, also providing cleaning due to the incorporation of surfactant, and germ and mildew reduction due to the hypochlorite present. Formulations A6 through A11 further illustrate embodiments stable at higher ionic strengths and elevated surfactant levels, and demonstrate chemical stability of sodium hypochlorite in the

TABLE 6.1

Sample #	R (1)	Surfactant (wt %) (2)	Salt (wt %) (3)	Buffer Type (3)	Initial Hypochlorite (wt %) (4)	% of Hypochlorite Remaining (5)
A1	0.25	0	0.016	Na ₂ O•SiO ₂	0.020	89
A2	0.50	0	0.016	Na ₂ O•SiO ₂	0.020	72
A3	0.50	0	0.022	K ₂ CO ₃	0.025	83
A4	0.25	0.005	0.021	K ₂ CO ₃	0.025	81
A5	0.50	0.005	0.021	K ₂ CO ₃	0.025	83
A6	0.05	0.02	0.022	K ₂ CO ₃	0.027	79
A7	0.30	0.02	0.021	K ₂ CO ₃	0.026	76
A8	0.05	0.02	0.41	K ₂ CO ₃	0.500	88
A9	0.30	0.02	0.41	K ₂ CO ₃	0.500	80
A10	0.05	0.02	1.65	K ₂ CO ₃	2.00	84
A11	0.30	0.02	1.64	K ₂ CO ₃	2.00	83

(1) PAA = Aquatreat AR-4™, the total combined final polymer concentration being 1.5 mM in all formulations.

(2) Ammonyx LO™ available from the Stepan Co.

(3) Sodium chloride, sodium silicate, sodium hydroxide, potassium carbonate were J. T. Baker reagent grade.

(4) Sodium hypochlorite (Clorox™ Regular Bleach, 6.7-6.9 wt % hypochlorite assayed)

(5) After 4 weeks at 120° F. All samples remained clear and free of precipitates.

presence of associative PECs with or without the presence of common bleach stable surfactants available for commercial usage.

TABLE 6.2

Sample #	R (1)	Surfactant (wt %) (2)	Starting HOOH (wt %) (3)	% HOOH remaining (3)
B1	20	0.02	1.11	84
B2	3.3	0.02	1.08	85
B3	20	0.10	1.08	92
B4	3.3	0.10	1.10	94
B5	20	0.02	2.13	86
B6	3.3	0.02	2.13	87
B7	20	0.1	2.13	91
B8	3.3	0.1	2.14	93
B9	20	0.02	4.21	85
B10	3.3	0.02	4.19	87
B11	20	0.1	4.27	91
B12	3.3	0.1	4.25	92

(1) Total concentration of charged groups from polymers 1.5 mM, pH 2-3, stored at 120° F. for 4 weeks.

(2) 3 wt % final Ammonyx LO surfactant, added after PEC formation, being charged at formulation pH.

(3) All samples remained clear without precipitate.

Example 7

[0087] Formulations shown in Tables 7.1 and 7.2 demonstrate that thin, invisible adsorbed layers can be formed by exposing the surface to be modified to bleach tolerant formulations of stable associative PECs formed from R values of <1.0 and >1.0. FT-IR band intensities were measured in the spectra of adsorbed layers formed by drying 10 microliters of formulations shown in Table 7.1 of DADMAC/Alcospere 747 PECs on an Ge IRE surface, followed by 20 rinses with water, followed by dry nitrogen purge.

TABLE 7.1

Formulation #	Alcospere 747		Acid group molarity (mM)	DADMAC quaternary group molarity (mM)	R	Total concentration charged groups (mM), pH 12			Comment
	(wt %)	DADMAC (wt %)(1)				NaCl (wt %)	Ammonyx LO (wt %)		
DAD747 1	0.0096	0.0053	0.55	0.33	0.6	0	0	0.88	Stable Clear
DAD747 2	0.0096	0.0177	0.55	1.1	2.0	0	0	1.65	Stable Clear
DAD747 3	0.0096	0.0177	0.55	1.1	2.0	0.22	0.90	1.65	Stable Clear

TABLE 7.2

Formulation #	Alcospere 747 Carboxylate (mAU)(1,2)	DADMAC CH ₃ (mAU)(2)	R
DAD747 1	4.154	1.266	0.6
DAD747 2	3.47	1.246	2
DAD747 3	3.097	1.356	2

(1)Alcospere 747 carboxylate band around 1565 cm⁻¹

(2)Measurements taken after 20 water rinses, under dry nitrogen purge

TABLE 7.3

Formulation #	“C” Water uptake in PEC layer (mAU)	R
DAD747 1	1.31	0.6
DAD747 3	1.70	2
DAD747 2	1.73	2

[0088] Table 7.3 shows results of FT-IR analysis of the water uptake of the compositions of Table 7.1, demonstrating that hydrophilic thin layers can be produced from formulations containing these oxidant-stable associative PECs. By controlling the composition of the associative PECs and the exposure conditions, hydrophilic modification of surfaces can be accomplished in one embodiment of the present invention by using treatment compositions that can contain oxidants for simultaneous disinfection and cleaning of surfaces to which the inventive compositions are applied.

Example 8

[0089] The associative PECs of the present invention can be used to incorporate antimicrobial molecules into the thin, invisible layers formed on a variety of surfaces exposed to

treatment compositions, exhibiting enhanced substantivity of the biocides when they are incorporated into the PECs layers, thus being available to reduce or eliminate germs on surfaces that are subjected even to extensive rinsing with water, or exposure to high humidity, bodily fluids, etc.

[0090] When formulating associative PECs compositions that are to contain a charged surfactant or cationic biocide, or a mixture of a charged surfactant or biocide and uncharged surfactant, for example, it is preferred to first assemble the associative PECs according to the methods of the present invention prior to introducing the charged adjuncts.

TABLE 8

Formulation #	R	Federal Labs Chitosan Stock A (mL) (1)	Alcosperse 465 PAA. Stock B (mL) (2)	10 wt % Citric Acid (mL) (3)	H ₂ O (mL)	Glucopon 325N stock (mL)	Glucopon 325N/Barquat 4250Z stock (mL)	Total concentration Charged groups (mM)
CPAA 11	0.25	7.2	9.7	20.6	258	10	0	1.32
CPAA 12	0.25	7.2	9.7	20.6	258	0	10.0	1.32
CPAA 13	0.5	12	8.23	18.5	257.60	0	10.0	1.34
CPAA 14	1.00	18.14	6.23	15.85	256.14	0	10.0	1.35
CPAA 15	1.5	21.76	4.98	14.2	265.4	0	10.0	1.30
CPAA 16	4	29.0	2.49	11.02	253.75	0	10.0	1.35

(1) Chitosan stock 2.35 mg/mL, diluted into citric acid solution, order of addition as required for given R value.

(2) PAA stock 2.00 mg/mL, diluted into citric acid solution

(3) Providing final 0.75 wt % citric acid at pH 2.2.

[0091] To demonstrate that formulations described in Table 8 containing quaternary ammonium biocide and nonionic surfactant are useful for cleaning and disinfecting surfaces,

rinses. In contrast, monitoring of the absorbance bands attributed to the polysaccharide surfactant (APG) showed that this neutral surfactant was completely rinsed away.

TABLE 8.2

Chitosan/PAA PECS exhibiting controlled quaternary biocide retention						
Formulation #	# Rinses (1)	CH ₂ Total Quat (mAU)	"A" PAA C=O band, (mAU)	"B" Chitosan C—O band (mAU)	"C" Water uptake in PEC layer (mAU) (2)	Quat presence confirmed
BIO1	10	2.328	0.439	0.395	-0.38	Y
BIO2	50	1.555	0.288	0.435	0.05	Y
CPAA 11	50	0.455	1.311	2.821	1.799	N (3)
CPAA 12	50	1.644	0.724	1.46	0.638	Y
CPAA 13	50	1.082	0.597	1.827	0.563	Y
CPAA 14	50	0.901	0.55	1.764	0.876	Y
CPAA 15	50	0.833	0.4	1.923	0.883	Y
CPAA 16	50	0.365	0.336	2.534	1.271	N (3)

(1) After surface treated with formulation

(2) "C" = "A" - "B"

(3) Absent or below detection limit

10 microliters of each formulation was applied to the Ge surface of the IRE and allowed to dry, followed by 50 rinses with water, dried under dry nitrogen purge and then the spectra obtained with results shown in Table 8.1 below.

TABLE 8.1

Formulation #	Glucopon 325N (wt %)	Barquat 4250Z (wt %)	Citric acid (wt %)	Total concentration charged groups (mM)	R
BIO1 (1)	0.075	0.04	0.75	0	—
BIO2 (1)	0	0.50	0	0	—
CPAA 11	0.0739	0	0.75	1.32	0.25
CPAA 12	0.0739	0.0394	0.75	1.32	0.25
CPAA 13	0.0737	0.0393	0.75	1.34	0.50
CPAA 14	0.0737	0.0393	0.75	1.35	1.0
CPAA 15	0.0713	0.0381	0.75	1.30	1.5
CPAA 16	0.0737	0.0393	0.75	1.35	4.0

(1) Controls with No PECs present. NA = Not Applicable.

[0092] Measurement of the quaternary ammonium biocide ("Quat") absorbance band near 2926 cm⁻¹ confirms it being present in the invisible PECs layers formed on the surface after treatment, despite the high number of subsequent water

[0093] The data in Table 8.2 demonstrate that thin, invisible layers incorporating chitosan, PAA and the quaternary ammonium biocide are formed that resist extensive rinsing with water. It is believed, without being bound by theory, that adsorption of the Barquat onto the surface increases the hydrophobicity (increases the water contact angle) due to nearly complete coverage of the surface and the orientation of the hydrophobic methylene chains of the Barquat molecules on the surface. The water uptake of the surface is significantly inhibited by the presence of the adsorbed Barquat. Accordingly, the composition and R value may be adjusted to provide the desired balance of hydrophilicity/hydrophobicity and the desired level of an antimicrobial present in the deposited associative PECs layers. This is further illustrated in Table 8.2 showing that adjustment of the R value of the associative PEC compositions can serve to change the amount of quaternary biocide present in deposited films. Alternatively, the data also show how adjusting the R value is useful in adjusting the relative amounts of chitosan and PAA present in the thin layers formed on surfaces, and illustrates that at selected R values (0.25, 4) the higher levels of chitosan present in the deposited associative PECs can be selected to control or prevent the retention of a similarly charged quaternary biocide in

the deposited layers. The presence of Barquat anchored to the surface treated with CPAA 16 is not detected, compared to the case of the control sample BIO1, which does not contain PECs. Thus, composition CPAA 16 would be very useful in mitigating the loss of Barquat to anionic sites on the surfaces of nonwoven wipes, cloths, mops, etc.

Example 9

[0094] In this example the effects of multiple applications of the inventive formulations onto surfaces is illustrated using compositions shown in Table 9.1.

TABLE 9.1

Effect of multiple repeated treatments to surface						
Formulation #	CH ₂ Total Quat (mAU)	"A" PAA C=O band (mAU)	"B" Chitosan C—O band (mAU)	"C" Water uptake in PEC layer (mAU)	R	Application (Stepwise)
BIO1	1.555	0.288	0.435	0.05	—	1
CPAA 12	1.233	0.679	1.565	0.515	0.25	1
CPAA 12	1.332	0.961	2.195	1.02	0.25	2
CPAA 12	1.806	1.125	2.526	1.421	0.25	3
CPAA 14	0.525	0.399	1.998	0.885	1.0	1
CPAA 14	0.532	0.479	2.664	1.403	1.0	2
CPAA 14	0.619	0.434	2.715	1.446	1.0	3

[0095] Table 9.1 shows that the relative amounts of Quat and both polymers on the surface increase with multiple stepwise applications of the inventive formulations, despite rinsing of the surfaces between applications, and multiple exposures to the surfactants also present in the formulations, demonstrating the durability of the associative PEC layers formed on the treated surface. Results also indicate that control of the amount of adsorbed Quat is possible through selected of a desired R value. The results also indicate that the water uptake of the layers desirably increases with multiple exposures, yielding both hydrophilic modification of the surface together with anchored biocide.

Example 10

[0096] In this example, the formation of an adsorbed layer of associative PECs onto a surface by employing a multi-step process is illustrated.

TABLE 10

Comparison of One and Two-Step Processes for Forming Associative PEC Layers with Anchored Quaternary Ammonium Biocide					
Formulation #	CH ₂ Total Quat (mAU)	"A" PAA C=O band (mAU)	"B" Chitosan C—O band (mAU)	"C" Water uptake in PEC layer (mAU)	Application Step # and Treatment Detail (1)
BIO1	1.555	0.288	0.435	0.05	Control (2)
CPAA 11	0.536	1.511	3.093	2.31	Application 1 PECs without Quat
BIO1	1.117	1.23	2.644	1.783	Application 2 Quat only
CPAA 11	0.994	2.352	4.034	2.613	Application 3 PECs without Quat

TABLE 10-continued

Comparison of One and Two-Step Processes for Forming Associative PEC Layers with Anchored Quaternary Ammonium Biocide					
Formulation #	CH ₂ Total Quat (mAU)	"A" PAA C=O band (mAU)	"B" Chitosan C—O band (mAU)	"C" Water uptake in PEC layer (mAU)	Application Step # and Treatment Detail (1)
BIO1	1.328	1.723	3.23	1.989	Application 4 Quat only
CPAA 12	1.233	0.679	1.565	0.515	Single Application PECs with Quat

(1) All surfaces dried, then rinsed 50x with water after indicated application step using specified formulation.

(2) Quat alone, Barquat 4250Z (0.5 wt %) present at same level as in "CPAA" series associative PECs treatments.

[0097] Results in Table 10 demonstrate that the non-inventive treatment composition BIO1 results in the adsorption of some quaternary biocide on the surface, but does not significantly increase the water uptake of the surface, as indicated by the small "C" value. In contrast, treatment using inventive compositions with and without the quaternary ammonium biocide demonstrate the ability of the associative PECs formulations to not only increase the surface hydrophilicity (indicated by the increased water uptake) but to deposit and hold a much greater level of the Quat biocide with the invisible deposited PECs film on the treated surface. Surprisingly, once the associative PECs layer is formed on a treated surface, subsequent exposure to a biocide-only containing composition results in substantial uptake of the biocide into the PECs layer. Thus, the associative PECs may be employed in a two step process whereby an established PECs layer can be rendered antimicrobial by subsequent exposure to a biocide containing solution free of the associative PECs, without any significant removal of the originally deposited PECs layer.

[0098] These results demonstrate that the amount of quaternary ammonium biocide and the amount of deposited associative PECs on a treated surface can be renewed by individual applications of a biocide/surfactant formulation or an associative PECs treatment composition, with or without quaternary biocide present. Thus, embodiments in which cleaning of the surface is done first, followed by "touch up" applications of a cleaning and/or disinfecting product without the associative PECs present is possible as well. These compositions represent embodiments of the present invention in which associative PEC treatment of a surface may be alternated and/or combined with other surface treatment means.

Example 11

[0099] This example repeats similar treatment steps to Example 10 with the exception that the treated surfaces were not allowed to completely dry between individual treatment steps in order to illustrate the durability of the associative PECs.

TABLE 11

Anchoring of Quaternary Ammonium Biocide With and Without PEC Layer					
Formulation #	CH ₂ Total Quat (mAU)	"A" PAA C=O band (mAU)	"B" Chitosan C—O band (mAU)	"C" Water uptake in PEC layer (mAU)	Treatment (1)
BIO2	1.632	0.265	0.402	0.224	Application 1 Biocide without PECs
BIO2	1.717	0.36	0.457	0.721	Application 2 Biocide without PECs
BIO2	1.871	0.391	0.466	0.765	Application 3 Biocide without PECs
CPAA11	0.668	1.86	2.679	1.636	Application 1 PECs without biocide
BIO2	4.359	1.125	1.773	1.1	Application 2 Biocide without PECs
BIO2	3.419	1.278	1.77	1.276	Application 2 (2) Biocide without PECs

(1) Surfaces rinsed 50x with water after indicated application step, without allowing time for indicated formulation application to dry on treated surface.
 (2) Same as (1) but rinsed 100x with water.

[0100] The results in Table 11 show that more quaternary biocide is anchored onto the surface which has been first treated with the biocide-free associative PECs formulation than is anchored onto the surface which is initially clean, but which has not been treated with the associative PECs formulations. Surprisingly, even three successive treatments of the surface with a formulation having a relatively high concentration of the quaternary biocide alone does not result in as much anchored Quat biocide as a single, two-step treatment in which a layer of biocide-free associative PECs is established, followed by "loading" of the established associative PECs layer by subsequent application of the biocide only containing formulation (BIO2 formulation.). This illustrates utility of embodiments of the present invention employing a two step modification of a surface that would be applicable for use in cleaning a toilet bowl interior, for example. In one embodiment, the second treatment step could be used to introduce an antimicrobial agent after an initial cleaning step that establishes the associative PECs layers onto treated surfaces. In another embodiment of the present invention, the renewal of the quaternary ammonium biocide in an associative PECs layer can be accomplished by delivery, for example using a toilet rim hanger device or in-tank device, of a sufficient amount of quaternary ammonium biocide to the bowl with each flush.

Light Scattering Measurements of PECs Solutions

[0101] Light scattering techniques are used to characterize the absolute molecular weights as well as the size of the associative PECs of the present invention. Dynamic light scattering experiments are used to determine the hydrodynamic radii (R_H) of the associative PECs, while static light experiments are used to measure the absolute molecular weight (MW) and radii of gyration (R_G) of the associative PECs. Those skilled in the art recognize that R_H and R_G can have somewhat different absolute values, and that their ratio

($p=R_G/R_H$) can also provide information on the shape of the colloidal particles. Low values of p are observed for particles that are spherical, intermediate values are found for particles which can dynamically assume shapes that are slightly elongated, while the higher values are observed for particles that are more rigid and formally rod-shaped in aqueous solutions.

[0102] The hydrodynamic radii (R_H) of the associative PECs of the present invention were obtained via dynamic light scattering experiments that employed a Wyatt DynaPro DLS detection system with a 50 mW laser (wavelength=830 nm). Fluctuations in light scattering intensities were obtained at 90° and autocorrelation functions were derived using DYNAMICS software provided by Wyatt Technology Corporation. All experiments were conducted under controlled temperature and humidity and a total of 100 acquisitions were collected for each sample. Prior to analysis by DLS, each associative PEC sample was centrifuged for one hour at 3750 rpm to remove dust.

[0103] Radii of gyration (R_G) and the weight-averaged MWs (M_w) of the associative PECs were measured by batch-mode static light scattering using a Wyatt DAWN-EOS multi-angle laser light scattering (MALLS) detector (wavelength=690 nm). Prior to analysis, the system was calibrated at 90° with toluene and the other detectors were normalized using a 56 kDa PEO standard dissolved in a 0.7 wt % citric acid. Samples were centrifuged at 3750 rpm and immediately analyzed in custom-engineered light scattering cuvettes (Wilmad-Labglass). Debye plots were generated for each sample, which yielded both R_G and M_w . All light scattering data was processed in ASTRA V software using either first or second-ordered fitting.

Example 12

Controlled Particle Size of Chitosan/PAA PECs

[0104] Results in Table 12 are presented from light scattering analysis of the associative PECs formulations described in Table 1B.

TABLE 12

Molecular Weights and Radii of Stable Chitosan/PAA PECs Determined Via Light Scattering				
Formulation #	R	Molecular Weight (Daltons, $\times 10^5$)	R_G (nm)	R_H (nm)
CPAA 1	0.25	35.4	47.4	97.6
CPAA 2	0.50	21.1	45.8	88.8
CPAA 3	0.75	17.6	42.3	88.2
CPAA 4	1.00	17.9	40.40	90.7
CPAA 5	1.26	10.3	67.50	60.55
CPAA 6	1.49	9.38	63.00	56
CPAA 7	1.76	9.33	63.50	57.65
CPAA 8	2.01	7.35	56.10	49.55
CPAA 9	3.00	5.72	60.90	42.25
CPAA 10	4.04	4.66	64.60	38.15

[0105] Measurements indicate that stable associative PECs with R_G less than or equal to 300 nm (corresponding to diameters less than about 600 nm) can be produced via the inventive processes described herein, over a range of R values.

Example 13

Chitosan/PAA PECs Containing Antimicrobial Metal Ions

[0106] Many metal and transition metal cations, such as silver ions, are well known to the art to exhibit anti-microbial activity. In one embodiment employing the associative PECs of the present invention, associative PECs may be used to anchor silver ions onto surfaces, through treatment of the surface with associative PECs containing silver ions, or alternatively employing a two-step treatment process similar to that described in Examples 10 and 11. The ability of associative PECs to modify surfaces, as described hereinabove, can be thus be used to easily provide a wide variety of treated surfaces exhibiting residual antimicrobial activity afforded via silver (or other germicidal metal ions), in product executions in which quaternary ammonium biocides are not preferred, for aesthetic or safety reasons, or in the case of products perceived as more “natural” or “sustainable” by consumers, in which a biocide which is produced from non-petrochemical materials is desired.

[0107] Exemplary associative PECs decorated with silver ions (Ag^+) are assembled using the initial steps of the process described for the production of the formulations summarized in Table 1B.

TABLE 13.1

Compositions of Chitosan/PAA PECs with Silver Ions								
Formulation # (a)	R	Chitosan Stock A (mL)	Alcosperse 465 Stock B (mL)	10 wt % Citric Acid (mL)	Tinosan SDC (mL) (b)	H ₂ O (mL)	Total concentration charged groups (mM)	Total Ag+ Ion (ppm)
CPAG 1	0.25	8.21 (1)	9.42 (2)	12.03	4.1	267.21	1.29	29.9
CPAG 2	0.50	13.79 (1)	7.91 (2)	9.56	4.1	265.58	1.30	30.1
CPAG 3	0.75	17.71 (1)	6.76 (2)	7.79	4.1	264.54	1.30	30.1
CPAG 4	1.00	20.65 (1)	5.95 (2)	6.53	4.1	263.69	1.31	30.1
CPAG 5	1.25	23.01 (2)	5.27 (1)	5.46	4.1	263.05	1.30	30.0
CPAG 6	1.50	24.72 (2)	4.74 (1)	4.71	4.1	262.62	1.30	30.2
CPAG 7	1.75	26.22 (2)	4.31 (1)	4.07	4.1	262.18	1.30	30.2
CPAG 8	2.01	27.48 (2)	3.93 (1)	3.48	4.1	261.83	1.30	30.3
CPAG 9	2.99	31.02 (2)	2.98 (1)	1.88	4.1	260.83	1.31	29.9
CPAG 10	4.00	32.90 (2)	2.36 (1)	1.04	4.1	260.36	1.30	30.0

(X) Denotes order of addition, “1” being the minor component and “2” the major component.

(a) Materials and stock solutions as described in Table 1A.

(b) Source of Ag^+ ions, obtained from Pure Biosciences, Inc.

[0108] The molecular weights and particle sizes of the associative PECs in the solutions in Table 13.1 were determined as described above, resulting data summarized in Table 13.2.

TABLE 13.2

Molecular Weights and Radii of Stable Chitosan/PAA PECs Decorated with Ag^+ ions, Determined Via Light Scattering				
Formulation #	R	Molecular Weight (Daltons, $\times 10^6$)	R_G (nm)	R_H (nm)
CPAG 1	0.25	26.3	122.8	173.3
CPAG 2	0.5	20.8	134.8	221.3
CPAG 3	0.75	11.1	117.1	205.6
CPAG 4	1	8.46	133.9	187.4
CPAG 5	1.25	4.59	98.5	159.5

TABLE 13.2-continued

Molecular Weights and Radii of Stable Chitosan/PAA PECs Decorated with Ag^+ ions, Determined Via Light Scattering				
Formulation #	R	Molecular Weight (Daltons, $\times 10^6$)	R_G (nm)	R_H (nm)
CPAG 6	1.5	4.88	114.1	188.4
CPAG 7	1.75	6.76	111.7	249.4
CPAG 8	2	6.61	111.8	282.2
CPAG 9	3	5.39	144.9	193
CPAG 10	4	4.84	145.8	214.5

[0109] Results in Table 13.2 indicate that stable associative PECs with R_G and or R_H less than 300 nm (corresponding to diameters less than about 600 nm) can be produced via the methods described herein, over a wide range of R values. The data also indicate that the molecular weights of the associative PECs in solutions containing soluble Ag^+ ions are significantly larger than in the case of associative PECs of similar composition made in the absence of Ag^+ ions, indicating significant uptake and/or association of the silver ions with the associative PECs without inducing displacement of the cationic chitosan component or phase separation or precipi-

tation in the inventive treatments, which all remained clear and stable, and produced thin invisible films on treated glass surfaces.

Example 14

Concentration Ranges for Production of Stable Chitosan/PAA PECs Formed Near R=1.0

[0110] This example illustrates associative PECs prepared using a different chitosan source were the amount of PAA (poly(acrylic acid)) was fixed but with varying molecular weights of PAA compared. Surprisingly, stable Chitosan/PAA PECs with compositions corresponding to values of R=1.0 can be made according to the methods of the present invention by selecting the appropriate order of addition of the polymers and using concentrations of the polymer stock solutions that are not excessively high, for example, in one embodiment where the total combined concentration of charged groups on the associative PECs polymers are below about 25 mM.

TABLE 14.1

R	Chitosan Stock	PAA Stock	10 wt % Citric Acid	H ₂ O	Total final volume	Total concentration charged groups	Stable and Clear Solution Obtained?
(1)	(mL) (2)	(mL) (3)	(mL) (4)	(mL)	(mL)	(mM)	
1.05	0.4398	0.1459	1.2114	16.7363	18.5334	0.53	yes
1.06	2.0749	0.6811	0.5491	15.3039	18.6090	2.49	yes
1.04	5.0044	1.674	—	11.8330	18.5114	6.10	yes
1.03	8.0199	2.7068	—	7.8212	18.5479	9.81	yes
1.04	12.0289	4.0102	—	2.5027	18.5418	14.63	yes
1.03	14.0127	4.7177	—	—	18.7304	16.95	yes

(1) All compositions 16.95 mM final concentration in terms of the total charged groups present.

(2) 0.2 wt % Univar chitosan, Pharma grade, lot WA200701010, average MW or 1.0×10^5 Daltons

(3) 0.235 wt % Alcosperse 465 (Alco Chemical), average MW 8.0×10^3 Daltons.

(4) 0.7 wt % final citrate level in all compositions.

[0111] Associative PECs formulations described in Table 14.2 were made in the same manner as described for those in Table 14.1 and indicate that stable associative PECs may be assembled using the methods of the present invention to yielding Chitosan/PAA PECs with R values very close to 1.

TABLE 14.2

R	Chitosan Stock	PAA Stock	10 wt % Citric Acid	H ₂ O	Total final volume	Total concentration charged groups	Stable and Clear Solution Obtained?
(1)	(mL)	(mL)	(mL)	(mL)	(mL)	(mM)	
1.06	0.4522	0.3724	1.1962	16.5387	18.5595	1.37	yes
1.05	2.0206	1.6786	0.5364	14.2945	18.5301	6.14	yes
1.03	5.0152	4.227	—	9.3048	18.5470	15.34	yes

(1) All compositions 15.34 mM final concentration in terms of the total charged groups present.

Example 15

[0112] The following embodiments of the present invention explore concentration ranges for production of stable Chitosan/PAA PECs using an alternative PAA source for values of R approaching 1.0.

TABLE 15.1

R	Chitosan Stock	PAA Stock	10 wt % Citric Acid	H ₂ O	Total final volume	Total concentration charged groups	Stable and Clear Solution Obtained?
(1)	(mL) (2)	(mL) (3)	(mL)	(mL)	(mL)	(mM)	
1.06	0.4522	0.3724	1.1962	16.5387	18.5595	1.37	yes
1.05	2.0206	1.6786	0.5364	14.2945	18.5301	6.14	yes
1.03	5.0152	4.227	0.0000	9.3048	18.5470	15.34	yes
1.04	8.0262	6.7122	0.0000	3.8109	18.5493	24.45	yes
1.04	10.0828	8.4495	0.0000	0.0000	18.5323	30.78	yes

(1) 0.5 wt % Univar chitosan

(2) 0.235 wt % Aquatreat AR-7H (Alco Chemical), average MW 8.7×10^5 Daltons

[0113] The Chitosan/PAA PECs were assembled using the same procedure as in Example 13. Results in Table 15.1 indicate that stable associative PECs may be assembled with the process and stocks described, yielding a solution of Chitosan/PAA PECs that had a final concentration, in terms of the total charged groups present of at least 30.78 mM.

Example 16

PECs Comprising Two Natural Polymers

[0114] Associative PECs containing two natural polymers, such as chitosan derived from crustacean shells, and alginic acid, may be used for the formation of natural polymer derived associative PECs. Further, use of natural or naturally-derived surfactants produced from sustainable, non-petrochemical feedstocks enable completely natural associative PECs compositions to be made. Reducing the environmental impact of household products through the use of materials produced in a natural and/or more sustainable manner is of great interest to a significant number of consumers today.

[0116] Results in Table 16.1 indicate that formulations both with and without surfactant (here a naturally derived alkyl polysaccharide) are able to deliver significant hydrophilic modification to a treated surface even with relatively high surfactant concentration present. Results further indicate that these exemplary formulations deliver relatively rapid modification of the surface in a “self-limiting” manner despite repeated applications, as was discussed in other examples above.

Dynamic Light Scattering Characterization of Chitosan/Alginate PECs

[0117] Dynamic light scattering (DLS) was used to measure the particle sizes of some Chitosan/Alginate PEC formulations. Those skilled in the art will realize that it is sometimes possible via dynamic light scattering to detect the presence of more than one population of particles in a mixture, especially when the average sizes of the populations are

TABLE 16

Compositions of Chitosan/Alginate PECs with and without Nonionic Surfactant						
Formulation #	R	Chitosan Stock A (g) (a)	Sodium Alginate, Stock B (g) (b)	H ₂ O (g)	Glucopon Stock (g) (c)	Total concentration charged groups (mM)
CAL 1	0.10	0.23 (1)	2.4 (2)	16.38	1.0	1.50
CAL 2	5.0	2.05 (2)	0.44 (1)	17.51	—	1.52
CAL 3	5.0	2.05 (2)	0.44 (1)	16.52	1.0	1.52
CAL 4	10.0	2.2 (2)	0.24 (1)	17.56	—	1.50
CAL 5	10.0	2.2 (2)	0.24 (1)	16.57	1.0	1.50

(a) Stock A: 0.2 wt % chitosan (Federal Labs) and 0.7 wt % citric acid in deionized water

(b) 0.2 wt % sodium alginate from Sigma-Aldrich, # W201502 (from brown algae).

(c) 1 wt % Glucopon 325N surfactant in deionized water. 1 min stirring.

(1, 2) Order of addition: Polymer solution added (1) to deionized water or (2) to first polymer solution.

[0115] The modification of the Ge surface of an IRE using the inventive associative PEC formulations of Table 16 was investigated to illustrate that all natural Chitosan/Alginate PECs can be utilized in products such as surface treatments or hard surface cleaners, which may or may not be allowed to dry on the treated surface.

large, and the polydispersity of sizes of the populations is relatively small. The data in Table 16.2 indicate that the largest scattering particles present in the Chitosan/Alginate PECs formulations all exhibit average hydrodynamic radii (R_h) less than 300 nm, consistent with the stability and clear appearance of the formulations. In the cases where average radii

TABLE 16.1

Characterization of Layers Formed With Chitosan/Alginate PECs					
Formulation #	Acid C=O Band Alginic acid (mAU)	Alginate Carboxylate groups (mAU)	Chitosan and Alginate C—O Band (mAU)	“C” Water uptake in PEC layer (mAU)	Treatment (1) Number of Water Rinses
CAL 1	1.55	1.40	3.86	3.496	Dried, 50
CAL 1	1.39	1.31	3.67	3.316	100
CAL 2	0.24	0.545	1.885	0.788	50
CAL 3	0.158	0.454	1.934	1.149	50
CAL 4	0.192	0.364	1.920	1.378	50
CAL 4	0.192	0.403	1.980	1.458	50 (2)
CAL 5	0.188	0.375	1.790	0.86	50
CAL 5	0.205	0.475	1.882	1.087	50 (2)

(1) 5 minute absorption time without drying unless otherwise noted, followed by number of rinses indicated.

(2) CAL 4 and 5 formulations reapplied in a second application followed by addition rinses indicated

could be calculated for two populations, it is believed, without being bound by theory, that peaks with the smallest R_h values could be due to soluble polymeric species incorporated into the solutions that originate from the natural polymer raw materials.

TABLE 16.2

Dynamic Light Scattering of Chitosan/Alginate PECs			
Formulation #	R	Peak 1 R_h (nanometers)	Peak 2 R_h (nanometers)
CAL 1	0.1	10	93
CAL 2	5.0	27	169
CAL 3	5.0	103	Not detected
CAL 4	10.0	20	128
CAL 5	10.0	18	132

Example 17

Atomic Force Microscopy Images of Layers Formed by PECs

[0118] Images of the layers formed by exposure of surfaces to stable associative PECs can be obtained via atomic force microscopy (AFM). The images shown were obtained in Non-Contact “Tapping” Mode using a Veeco CP-II Atomic Force Microscope (AFM). AFM tips were Veeco RTESPA-CP mounted tips (1-10 Ohm-cm Phosphorus (n) doped Si) with a resonant frequency approximately between 256-295 kHz, and a spring constant approximately between 20-80 N/m. The resonant frequency for each tip was determined experimentally and applied prior to image acquisition. Software used for image acquisition was a Veeco Digital Instruments model CP-II Proscan 1.8.

[0119] FisherFinest Premium Microscope Slides were exposed to the associative PECs formulations for five minutes, followed by rinsing with 250 mL of high quality water provided by a Barnstead NanoPure system. Treated and rinsed slides were then dried in air protected from dust prior to AFM imaging.

[0120] Multiple images were collected per surface-treatment to substrate combination. For each image, Topography and Phase data were acquired in both scan directions and compared for similarity. For example, each image in a horizontally acquired scan would have forward and reverse topography and phase data. Scan rate was set between 0.25-1 Hz. Scan sizes ranged from 0.25 to 5 square microns. Set points were between -0.04 and -0.06 microns. Topography images acquired with Proscan 1.8 were processed using Image Processing and Data Analysis, version 2.1.15, by TM Microscopes. Additional details on the practice of AFM can be found in “Noncontact Atomic Force Microscopy”, S. Morita, R. Wiesendanger, E. Meyer, Eds. Springer-Verlag: Berlin, Heidelberg, New York. 1st Ed, 2002, incorporated herein by reference.

[0121] The AFM images of a layer formed on glass slides from exposure to a Chitosan/PAA PEC formulation without added silver ions, with a R parameter of 0.25 (formulation CPAA 1, Table 1B) and a layer formed on glass slides from exposure to a Chitosan/PAA PEC formulation (R=0.25) which contained silver ions (formulation CPAG 1, Table 13.1) were obtained, the images shown in FIGS. 3 and 4.

Table 17.1 summarizes the characterization of the images of the layers on glass formed from exposure to these associative PECs formulations.

TABLE 17.1

Topographical Characteristics of AFM Images of PECs Layers on Glass		
Topographical Parameter	Formulation	
	CPAA 1 (1)	CPAG 1 (2)
Diameter of PEC particle (nm)	50-100	100-150
Height of PEC particle (nm)	10-15	25
(min and max range in nm)	(7-17)	(20-40)
Number of particles analyzed	373	285

(1) See FIG. 3 image on glass substrate

(2) See FIG. 4 image on glass substrate

[0122] Results shown in FIGS. 3 and 4, and Table 17.1 indicate that the glass surface exposed to the formulations followed by rinsing (i.e., no drying step of the formulation onto the glass) acquire a significant number of associative PEC particles. The particles appear to be roughly circular and of uniform dimension, having thicknesses significantly less than their diameters. Thus, the topography data suggest that the particles are “pancake-like” in shape. The data also show that the associative PECs having silver ions present appear a bit larger. The “phase” images also can be interpreted to mean that the mechanical properties (stiffness, resistance to flow) of the particles in the images are all very similar, and are thus of very similar if not identical chemical composition.

Example 18

Scanning Electron Microscopy—Electron Images of Layers of PECs with Silver Ions

[0123] FIG. 5A shows a secondary electron image of a layer formed on glass through exposure to formulation CPAG1. The layer was prepared in the same manner as that described in AFM image study, Example 17. A particular associative PEC particle was selected for elemental analysis, as indicated by the cursor location in the electron image labeled “spectrum 40”. The X-ray spectrum of this particular particle is also shown in FIG. 5B. Results support the presence of silver ions in the invisible layers formed on glass from exposure to Chitosan/PAA PEC treatment compositions.

Example 19

PECs Formulation with Anionic Surfactant and Buffer System

[0124] The stability of the associative PECs taught herein is not believed to be a function of the pH of the formulations, provided that the polymers comprising the associative PECs are soluble in the stock solutions used and the appropriate order of addition, with respect for a given desired R value, is employed. It is possible to create stable associative PECs in formulations that contain significant amounts of buffering salts, which may be required for the chemical stability of other formulation ingredients. As an example embodiment of a salt tolerant associative PECs formulation, DADMAC/PAA PECs were assembled in a concentrated borate buffer. The anionic surfactant, being charged, was added after assembly of the associative PECs as shown in Table 18.1, resulting in stable associative PECs formulations at pH 8 with high buffer levels and surfactant present.

Commercial Examples

TABLE 18.1

Formulation #	R	SAS Concentration (wt %) (1)	Anionic charge from PAA (mM) (2)	Cationic charge from DADMAC (mM) (3)	Total concentration charged groups (mM)
IB-6	0.25	0.132	1.22	0.298	1.52

(1) 3 wt % secondary alkane sulphonate surfactant (Hostapur SAS 30, from Clariant Corp.), pH 8 borate buffer.

(2) Polymer stock solution of PAA (Aquatreat AR-4) 10 mM concentration of anionic acid groups, 0.073 wt %.

(3) PDADMAC (Floquat FL 4540, SNF Corp., 10 mM concentration of cationic groups, 0.161 wt %)

[0125] Table 19 illustrates embodiments of the present invention employing commercially available ingredients to form associative PECs treatment compositions having utility in cleaning and disinfection of common household and commercial surfaces, all providing hydrophilic modification of the treated surfaces in addition to other benefits enabled by the optional adjuncts present.

TABLE 19

Ingredient	Composition								
	A	B	C	D	E	F	G	H	I
Glucopon ®325N (APG)	0.1	0.04							
Barquat 4250Z ®	0.06	0.3							
Chitosan (Federal Labs)	0.0047	0.019			0.02				
Alcosperse 465 ® (PAA)	0.0075	0.002	0.00735						
Citric acid	0.75	0.75	0.40	1.25	0.075				
Chitosan (Sigma-Aldrich)			0.0055						
Glucopon 425N ® (APG)			0.75	3.00					
Tinosan SDC (silver dihydrogen citrate)			0.0136						
Chitosan (Univar)				0.135					
Aquatreat AR-7H ® (PAA)				0.053					
Sodium alginate					0.0025				
Radia ® Easysurf 6781 (alkyl polypentoside)					3.0				
Aquatreat AR-4 ® (PAA)						0.0087	0.0071	0.0033	0.0039
Floquat 4540 ® (PolyDADMAC)						0.0048	0.0081	0.0072	0.0073
Hostapur SAS30						0.15			
Boric acid						0.6			
Potassium carbonate								1.64	
Sodium hydroxide						To pH 8.0	To pH 11.2	To pH 11.2	0.1
Sodium silicate							0.016		
Ammonyx LO ®								0.04	1.0
Sodium hypochlorite							0.025	2.0	
Fragrance	0.02	0.10	0.15	0.10	0.10	0.02		0.1	0.1
Deionized water	balance	balance	balance	balance	balance	balance	balance	balance	balance

Key:

A = Disinfecting cleaner

B = Disinfecting lotion for use on nonwoven substrate containing wood pulp

C = Disinfecting cleaner with silver ion antimicrobial

D = Toilet Bowl Cleaner

E = Natural Hard Surface Cleaner

F = Mild pH Daily Shower Cleaner

G = Daily Shower Cleaner with Bleach

H = Mildew Remover with Bleach

I = Toilet Bowl Cleaner

[0126] While particular embodiments of the present invention have been described with respect to compositions, methods of preparing compositions and methods of use, it will be clear that the invention is not limited to these illustrative embodiments only. Numerous modifications, changes, variations, substitutions and equivalents will be apparent to those skilled in the art without departing from the spirit and scope of the invention as described in the following claims.

We claim:

1. A method of forming a treated article, comprising:

- a. applying a treatment composition to at least one surface of an article comprising a suitable substrate material;
- b. allowing said treatment composition to deposit at least one layer comprising a plurality of associative polyelectrolyte complexes on said surface;
- c. removing said treatment composition from said surface by means selected from allowing the surface to drain, allowing the surface to dry, wiping the surface with a wiping implement, rinsing the surface with water, and combinations thereof;

wherein said treatment composition comprises:

- (i) an aqueous composition comprising at least one associative polyelectrolyte complex formed by combining a water soluble cationic first polyelectrolyte; and a water soluble second polyelectrolyte bearing groups of opposite charge to said first polyelectrolyte; wherein the one polyelectrolyte present in molar excess is added in the form of a first aqueous solution during a mixing step to a second aqueous solution comprising the oppositely charged polyelectrolyte present in molar deficiency; wherein R, the molar ratio of charged groups present on said first polyelectrolyte to oppositely charged groups present on said second polyelectrolyte is between 0.10 to 20; and wherein said treatment composition further comprises:
 - (ii) a buffering agent;
 - (iii) optionally, a surfactant;
 - (iv) optionally, a biocidal agent; and
 - (v) optionally, an oxidant.

2. The method according to claim 1, wherein said mixing step is accomplished without high shear mixing by means of a low energy mixing means selected from liquid-to-liquid addition, stirring, static mixing, paddle mixing, low-shear mixing, and combinations thereof; wherein said low energy mixing is accomplished at temperatures between 10 to 45° C.

3. The method according to claim 1, wherein said plurality of associative polyelectrolyte complexes is formed at a concentration of less than or equal to about 100 millimolar with respect to the total concentration of charged associating groups present on said polyelectrolytes present in said plurality of associative polyelectrolyte complexes.

4. The method according to claim 1, wherein said plurality of associative polyelectrolyte complexes have an average aggregate size in solution of less than about 500 nanometers.

5. The method according to claim 4, wherein said plurality of associative polyelectrolyte complexes have an average R_G and average R_H value in solution of between about 20 nanometers to about 300 nanometers.

6. The method according to claim 1, wherein said cationic first polyelectrolyte and said second polyelectrolyte are not selected from the group consisting of synthetic block copolymer, polymer fluorosurfactant derived from polymerization of a fluorinated oxetane, cross-linked polyacrylic acid, silicone polymer, anionic latex, water-insoluble anionic polysac-

charide containing glucuronic acid, amphoteric derivatives of chitin or chitosan, including carboxymethyl N-acetyl chitosan, and a combination of chitosan and copolymers of acrylate and styrene monomers, and/or styrene derivatives, and/or combinations thereof.

7. The method according to claim 1, wherein said layer formed on the surface of said article is non-permanent, invisible to the human eye, capable of sequestering moisture from the atmosphere, and is less than about 500 nanometers in thickness.

8. The method according to claim 1, wherein said surfactant is selected from the group consisting of water soluble and/or water dispersible anionic, cationic, zwitterionic, non-ionic or amphoteric surfactants.

9. The method according to claim 1, wherein said biocidal agent is selected from the group consisting of alcohols, chlorinated hydrocarbons, organometallics, halogen-releasing compounds, metallic salts, pine oil, organic sulfur compounds, iodine, compounds, antimicrobial metal cations and/or antimicrobial metal cation-releasing compounds, chitosan, quaternary alkyl ammonium biocides, phenolics, germicidal oxidants, germicidal essential oils, germicidal botanical extracts, alpha-hydroxycarboxylic acids, and combinations thereof.

11. The method according to claim 1, wherein said oxidant is selected from the group consisting of hydrogen peroxide, an alkaline metal salt and/or alkaline earth metal salt of hypochlorous acid, hypochlorous acid, solubilized chlorine, a source of free chlorine, solubilized chlorine dioxide, acidic sodium chlorite, an active chlorine generating compound, an active oxygen generating compound, a chlorine-dioxide generating compound, solubilized ozone, sodium potassium peroxysulfate, sodium perborate, and combinations thereof and wherein said first polyelectrolyte and said second polyelectrolyte are oxidant stable polymers.

12. The method according to claim 1, wherein said plurality of associative polyelectrolyte complexes does not form a gel phase or macroscopic solid phase.

13. The method according to claim 1, wherein said first polyelectrolyte and said second polyelectrolyte is completely soluble in water at a level of at least 10 g in 100 ml of water at a temperature of 25° C.

14. The method according to claim 1, wherein said treated article is treated in a second treatment step comprising the step of applying to the surface of said article a disinfecting composition comprising a biocidal agent and optionally a cleaning adjunct; wherein said layer of said plurality of associative polyelectrolyte complexes on said surface of said treated article thereby incorporates a sufficient amount of said biocidal agent so as to provide an effective amount of the biocidal agent on the surface during said second treatment step.

15. The method according to claim 14, wherein said biocidal agent is selected from the group consisting of alcohols, chlorinated hydrocarbons, organometallics, halogen-releasing compounds, metallic salts, pine oil, organic sulfur compounds, iodine, compounds, antimicrobial metal cations and/or antimicrobial metal cation-releasing compounds, chitosan, quaternary alkyl ammonium biocides, phenolics, germicidal oxidants, germicidal essential oils, germicidal botanical extracts, alpha-hydroxycarboxylic acids, and combinations thereof.

16. The method according to claim 1, wherein said first and second polyelectrolytes are selected from the group consisting of natural and/or naturally-derived polymers.

17. The method according to claim 16, wherein at least one of said first and second polyelectrolyte is selected from the group consisting of chitosans, alginates, cellulose, guar gums; and derivatives thereof; and combinations thereof.

18. An aqueous treatment composition for treating the surface of an article, comprising:

(i) an aqueous composition comprising at least one associative polyelectrolyte complex formed by combining a water soluble cationic first polyelectrolyte; and a water soluble second polyelectrolyte bearing groups of opposite charge to said first polyelectrolyte; wherein the one polyelectrolyte present in molar excess is added in the form of a first aqueous solution during a mixing step to a second aqueous solution comprising the oppositely charged polyelectrolyte present in molar deficiency; wherein R, the molar ratio of charged groups present on said first polyelectrolyte to oppositely charged groups present on said second polyelectrolyte is between 0.10 to 20; wherein said treatment composition further comprises:

(ii) a buffering agent;

(iii) a surfactant;

(iv) optionally, a biocidal agent; and

(v) optionally, an oxidant.

19. The treatment composition according to claim 18, wherein said cationic first polyelectrolyte comprises a cationic polymer with at least one monomer having a permanent cationic charge or capable of forming a cationic charge in solution upon protonation; wherein said cationic polymer is selected from the group consisting of chitosan and derivatives thereof, cationic guar, cationic hydroxypropyl guar, cationic starch, derivatives thereof, and combinations thereof; wherein said at least one monomer having a permanent cationic charge is selected from the group consisting of diallyl dimethyl ammonium salts, quaternary ammonium salts of substituted acrylamide, methacrylamide, acrylate and methacrylate, trimethyl-ammoniummethyl methacrylate, trimethylammoniumpropyl methacrylamide, trimethylammoniumethyl methacrylate, trimethylammonium-propyl acrylamide, 2-vinyl N-alkyl quaternary pyridinium, 4-vinyl N-alkyl quaternary pyridinium, 4-vinylbenzyltrialkylammonium, 2-vinyl piperidinium, 4-vinyl piperidinium, 3-alkyl 1-vinyl imidazolium, ionenes, and combinations thereof; and wherein said monomer capable of forming a cationic charge in solution upon protonation is selected from the group consisting of acrylamide, N,N-dimethylacrylamide, N,N di-isopropyl-

acrylamide, N-vinylimidazole, N-vinylpyrrolidone, ethyleneimine, dimethylamino-hydroxypropyl diethylenetriamine, dimethylaminoethyl methacrylate, dimethylaminopropyl methacrylamide, dimethylaminoethyl acrylate, dimethylaminopropyl acrylamide, 2-vinyl pyridine, 4-vinyl pyridine, 2-vinyl piperidine, 4-vinylpiperidine, vinyl amine, diallylamine, methyldiallylamine, vinyl oxazolidone; vinyl methoxazolidone, and vinyl caprolactam, derivatives thereof, and combinations thereof.

20. The treatment composition according to claim 19, wherein said second polyelectrolyte comprises an anionic polymer with a least one monomer having a permanent anionic charge or capable of forming an anionic charge in solution; wherein said anionic polymer is selected from the group consisting of alginates, xanthates, pectins, carrageenans, guar, carboxymethyl cellulose, scleroglucans, derivatives thereof, and combinations thereof; wherein said monomer having a permanent anionic charge or capable of forming an anionic charge in solution is selected from the group consisting of acrylic acid, alginate acid, maleic acid, methacrylic acid, ethacrylic acid, dimethylacrylic acid, maleic anhydride, succinic anhydride, vinylsulfonate, cyanoacrylic acid, methylenemalonate, vinylacetic acid, allylacetic acid, ethylideneacetic acid, propylideneacetic acid, crotonic acid, fumaric acid, itaconic acid, sorbic acid, angelic acid, cinnamic acid, styrylacrylic acid, citraconic acid, glutaconic acid, aconitic acid, phenylacrylic acid, acryloxypropionic acid, citraconic acid, vinylbenzoic acid, N-vinylsuccinimidic acid, mesaconic acid, methacroylalanine, acryloylhydroxyglycine, sulfoethyl methacrylate, sulfopropyl acrylate, sulfoethyl acrylate, styrenesulfonic acid, acrylamide methyl propane sulfonic acid, 2-methacryloyloxymethane-1-sulfonic acid, 3-methacryloyloxymethane-1-sulfonic acid, 3-(vinylloxy)propane-1-sulfonic acid, ethylenesulfonic acid, vinyl sulfuric acid, 4-vinylphenyl sulfuric acid, ethylene phosphonic acid, vinyl phosphoric acid, derivatives thereof, and combinations thereof.

21. The treatment composition according to claim 20, wherein said cationic first polyelectrolyte and said second polyelectrolyte are not selected from the group consisting of synthetic block copolymer, polymer fluorosurfactant derived from polymerization of a fluorinated oxetane, cross-linked polyacrylic acid, a silicone polymer, anionic latex, water-insoluble anionic polysaccharide containing glucuronic acid, amphoteric derivatives of chitin or chitosan, including carboxymethyl N-acetyl chitosan, and a combination of chitosan and copolymers of acrylate and styrene monomers, and/or styrene derivatives, and/or combinations thereof.

* * * * *