



US00D732402S

(12) **United States Design Patent**
Jones et al.

(10) **Patent No.:** **US D732,402 S**

(45) **Date of Patent:** **** Jun. 23, 2015**

(54) **BEVERAGE CAN**

2543/00092; B65D 2543/00101; B65D
2543/00111

(71) Applicants: **Stephen Jones**, St. Louis, MO (US);
Steve Howell, St. Louis, MO (US)

See application file for complete search history.

(72) Inventors: **Stephen Jones**, St. Louis, MO (US);
Steve Howell, St. Louis, MO (US)

(56) **References Cited**

U.S. PATENT DOCUMENTS

(73) Assignee: **Anheuser-Busch, LLC**, St. Louis, MO
(US)

(**) Term: **14 Years**

(21) Appl. No.: **29/486,865**

(22) Filed: **Apr. 3, 2014**

D432,015	S	*	10/2000	Holiday	D9/772
D570,228	S	*	6/2008	van Dam	D9/772
D603,722	S	*	11/2009	Reimer	D9/766
D604,181	S	*	11/2009	Reimer	D9/766
D605,060	S	*	12/2009	Reimer	D9/766
D618,115	S	*	6/2010	Huls et al.	D9/772
D632,588	S	*	2/2011	George	D9/772
D632,589	S	*	2/2011	George	D9/772
D641,644	S	*	7/2011	George	D9/772
D693,120	S	*	11/2013	Roth et al.	D3/271.1
D706,032	S	*	6/2014	Roth et al.	D3/271.1
D712,753	S	*	9/2014	Stephens et al.	D9/772
2007/0138178	A1	*	6/2007	Erickson	220/254.4
2008/0295558	A1	*	12/2008	Reimer et al.	72/94

Related U.S. Application Data

(63) Continuation of application No. 29/444,879, filed on
Feb. 5, 2013, now Pat. No. Des. 713,268.

(51) **LOC (10) Cl.** **09-01**

(52) **U.S. Cl.** **D9/772**

(58) **Field of Classification Search**

USPC D9/500, 502, 516, 530, 537, 539, 542,
D9/549, 763-783; 215/381-385; 220/660,
220/662, 669; D7/601, 602, 612, 615, 630

CPC B65D 1/00; B65D 1/02; B65D 1/12;
B65D 1/14; B65D 1/40; B65D 1/44; B65D
1/023; B65D 1/0223; B65D 1/165; B65D
1/238; B65D 1/246; B65D 1/253; B65D 7/04;
B65D 21/0209; B65D 21/0233; B65D 25/00;
B65D 25/28; B65D 41/0457; B65D 41/17;
B65D 53/06; B65D 75/56; B65D 79/005;
B65D 2501/0036; B65D 2543/00064; B65D
2543/00074; B65D 2543/00083; B65D

* cited by examiner

Primary Examiner — Keli L Hill

(74) *Attorney, Agent, or Firm* — Gardere Wynne Sewell LLP

(57) **CLAIM**

The ornamental design for a beverage can, as shown and
described.

DESCRIPTION

FIG. 1 is a perspective view of the beverage can of the present
invention.

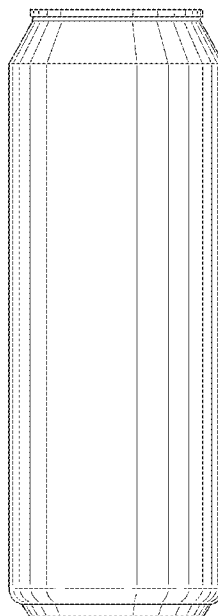

FIG. 2 is an elevation view of the can of FIG. 1.

FIG. 3 is a top plan view of the can of FIG. 1; and,

FIG. 4 is a bottom plan view of the can of FIG. 1.

The broken lines shown in FIGS. 1-4 form no part of the
claimed design.

1 Claim, 2 Drawing Sheets






FIG. 1




FIG. 2

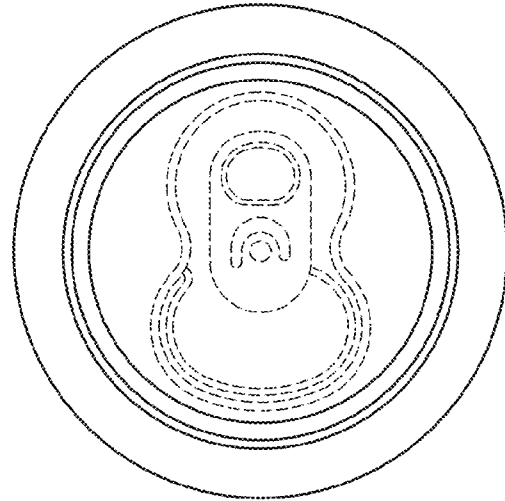


FIG. 3

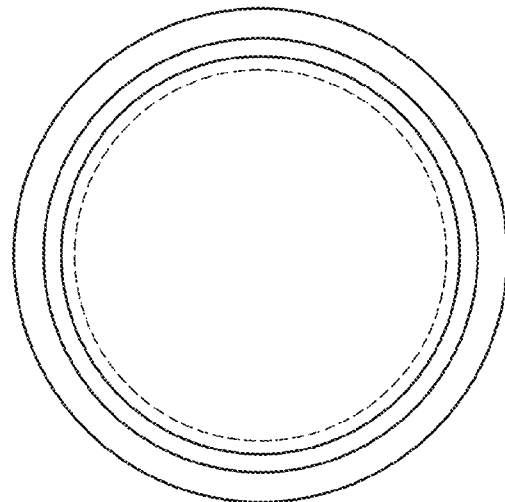


FIG. 4