



(86) Date de dépôt PCT/PCT Filing Date: 2003/03/27
(87) Date publication PCT/PCT Publication Date: 2003/10/30
(45) Date de délivrance/Issue Date: 2012/07/17
(85) Entrée phase nationale/National Entry: 2004/10/15
(86) N° demande PCT/PCT Application No.: US 2003/009350
(87) N° publication PCT/PCT Publication No.: 2003/088927
(30) Priorité/Priority: 2002/04/17 (US10/124,642)

(51) Cl.Int./Int.Cl. *C07C 69/76* (2006.01),
C07C 205/45 (2006.01), *C07C 49/105* (2006.01),
C07C 49/248 (2006.01), *C07C 49/255* (2006.01),
C07C 49/755 (2006.01), *C07C 49/84* (2006.01),
C07C 59/84 (2006.01), *C07C 69/738* (2006.01)

(72) Inventeurs/Inventors:
LEE, KUO-HSIUNG, US;
ISHIDA, JUNKO, JP;
OHTSU, HIRONORI, JP;
...

(73) Propriétaires/Owners:
THE UNIVERSITY OF ROCHESTER MEDICAL
CENTER, US; ...

(54) Titre : ANALOGUES DE CURCUMINE ET UTILISATIONS DE CES DERNIERS
(54) Title: CURCUMIN ANALOGUES AND USES THEREOF

(57) **Abrégé/Abstract:**

The present invention relates to compounds capable of acting as androgen receptor antagonists, pharmaceutical formulations containing the same, and methods of use thereof. Such uses include, but are not limited to, use as antitumor agents, particularly for the treatment of cancers such as colon, skin and prostate cancer and to induce androgen receptor antagonist activity in a subject afflicted with an androgen-related affliction. Examples of androgen-related afflictions include, but are not limited to, baldness, hirsutism, behavioral disorders, acne, and uninhibited spermatogenesis wherein inhibition of spermatogenesis is so desired.

(72) **Inventeurs(suite)/Inventors(continued):** WANG, HUI-KANG, US; ITOKAWA, HIDEJI, US; CHANG, CHAWNSHANG, US; SHIH, CHARLES C. Y., US

(73) **Propriétaires(suite)/Owners(continued):** ANDROSCIENCE CORPORATION, US; THE UNIVERSITY OF NORTH CAROLINA AT CHAPEL HILL, US

(74) **Agent:** SIM & MCBURNEY

(12) INTERNATIONAL APPLICATION PUBLISHED UNDER THE PATENT COOPERATION TREATY (PCT)

(19) World Intellectual Property
Organization
International Bureau



(43) International Publication Date
30 October 2003 (30.10.2003)

PCT

(10) International Publication Number
WO 2003/088927 A3

(51) International Patent Classification⁷: **C07C 69/76**,
49/105

SHIH, Charles, C., Y. [US/US]; 1129 Santa Madera
Court, Solana Beach, CA 92075 (US).

(21) International Application Number:
PCT/US2003/009350

(74) Agent: **MYERS, BIGEL, SIBLEY & SAJOVEC**; P.O.
Box 37428, Raleigh, NC 27627 (US).

(22) International Filing Date: 27 March 2003 (27.03.2003)

(81) Designated States (*national*): AE, AG, AL, AM, AT, AU,
AZ, BA, BB, BG, BR, BY, BZ, CA, CH, CN, CO, CR, CU,
CZ, DE, DK, DM, DZ, EC, EE, ES, FI, GB, GD, GE, GH,
GM, HR, HU, ID, IL, IN, IS, JP, KE, KG, KP, KR, KZ, LC,
LK, LR, LS, LT, LU, LV, MA, MD, MG, MK, MN, MW,
MX, MZ, NI, NO, NZ, OM, PH, PL, PT, RO, RU, SC, SD,
SE, SG, SK, SL, TJ, TM, TN, TR, TT, TZ, UA, UG, US,
UZ, VC, VN, YU, ZA, ZM, ZW.

(25) Filing Language: English

(26) Publication Language: English

(30) Priority Data:
10/124,642 17 April 2002 (17.04.2002) US

(71) Applicant (*for all designated States except US*): **UNI-
VERSITY OF NORTH CAROLINA AT CHAPEL
HILL** [US/US]; 308 Bynum Hall, Campus Box 4105,
Chapel Hill, NC 27599-4105 (US).

(84) Designated States (*regional*): ARIPO patent (GH, GM,
KE, LS, MW, MZ, SD, SL, SZ, TZ, UG, ZM, ZW),
Eurasian patent (AM, AZ, BY, KG, KZ, MD, RU, TJ, TM),
European patent (AT, BE, BG, CH, CY, CZ, DE, DK, EE,
ES, FI, FR, GB, GR, HU, IE, IT, LU, MC, NL, PT, RO,
SE, SI, SK, TR), OAPI patent (BF, BJ, CF, CG, CI, CM,
GA, GN, GQ, GW, ML, MR, NE, SN, TD, TG).

(72) Inventors; and

(75) Inventors/Applicants (*for US only*): **LEE, Kuo-Hsi-
ung** [US/US]; 1428 Gray Bluff Trail, Chapel Hill, NC
27517-9126 (US). **ISHIDA, Junko** [JP/JP]; 1-18-22-205,
Kamiyoga, Setagaya, Tokyo 158-0098 (JP). **OHTSU,
Hironari** [JP/JP]; 2-11-2 Nakamozu-cho, Apt. 703,
Sakai, Osaka 591-8023 (JP). **WANG, Hui-Kang** [US/US];
105 Kenilworth Place, Chapel Hill, NC 27516 (US).
ITOKAWA, Hideji [JP/US]; 600 Airport Road, Apt. 204,
Chapel Hill, NC 27514 (US). **CHANG, Chawnshang**
[US/US]; 19 Sandy Lane, Pittsford, NY 14534 (US).

Published:

— with international search report

(88) Date of publication of the international search report:
1 April 2004

*For two-letter codes and other abbreviations, refer to the "Guid-
ance Notes on Codes and Abbreviations" appearing at the begin-
ning of each regular issue of the PCT Gazette.*

(54) Title: NOVEL CURCUMIN ANALOGUES AND USES THEREOF

(57) Abstract: The present invention relates to compounds capable of acting as androgen receptor antagonists, pharmaceutical formulations containing the same, and methods of use thereof. Such uses include, but are not limited to, use as antitumor agents, particularly for the treatment of cancers such as colon, skin and prostate cancer and to induce androgen receptor antagonist activity in a subject afflicted with an androgen-related affliction. Examples of androgen-related afflictions include, but are not limited to, baldness, hirsutism, behavioral disorders, acne, and uninhibited spermatogenesis wherein inhibition of spermatogenesis is so desired.

WO 2003/088927 A3

CURCUMIN ANALOGUES AND USES THEREOF

Field of the Invention

The present invention relates to compounds capable of acting as androgen receptor antagonists, pharmaceutical formulations containing the same, and methods of use thereof.

5

Background of the Invention

The androgen receptor (AR) is a member of a large family of ligand-dependent transcriptional factors known as the steroid receptor superfamily. Chang et al., *Proc. Natl. Acad. Sci. USA*, 85, 7211-7215 (1988). Beato, M., *Cell*, 56, 335-344 (1989).

10 Androgens and the AR play an important role in the growth of the normal prostate and prostate cancer. Prostate cancer represents the most common male malignancy in the United States. Landis et al., *Cancer J. Clin.*, 48, 6-29 (1998). Recently, antiandrogens such as hydroxyflutamide (HF) in combination with surgical or medical castration have been widely used for the treatment of prostate cancer. Crawford et al., *New Engl.*
15 *J. Med.*, 321, 419-424 (1989). Several compounds, including cyprosterone, HF, and bicalutamide (shown below), have been used clinically in the treatment of prostate cancer.

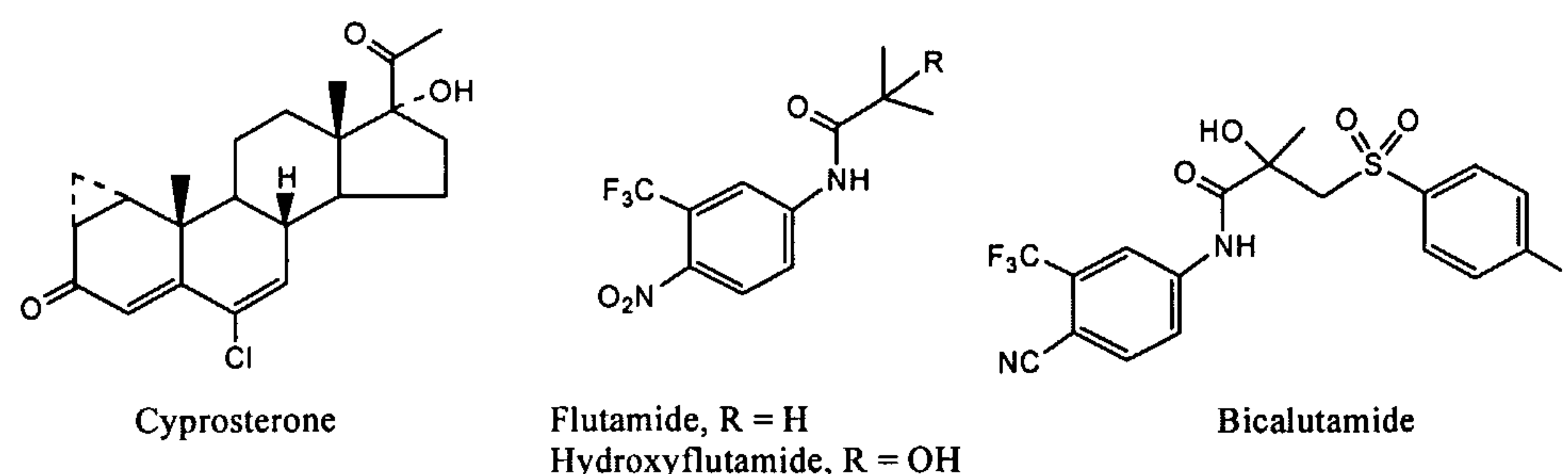


Chart 1. Structures of cyprosterone, hydroxyflutamide, and bicalutamide.

The synthetic steroidal antiandrogen cyprosterone is one of the first antiandrogens used clinically in Europe, McLeod, D., G., *Cancer*, 71, 1046-1049 (1993) but it has many side effects. Neumann et al., *J. Clin. Oncol.*, 1, 41-65 (1982). HF and bicalutamide are both nonsteroidal antiandrogens. Bicalutamide is a newer nonsteroidal antiandrogen originally thought to have a pure antiandrogen activity without agonist activity. It has a longer half-life (6 days) and a higher binding affinity to the AR than HF. Verhelst et al., *Clin. Endocrinol.*, 41, 525-530 (1994). (a) Kelly et al., *J. Urol.* (1993), 149, 607-609; (b) Scher et al., *Prostate Cancer. J. Clin. Oncol.*, 11, 1566-1572 (1993).

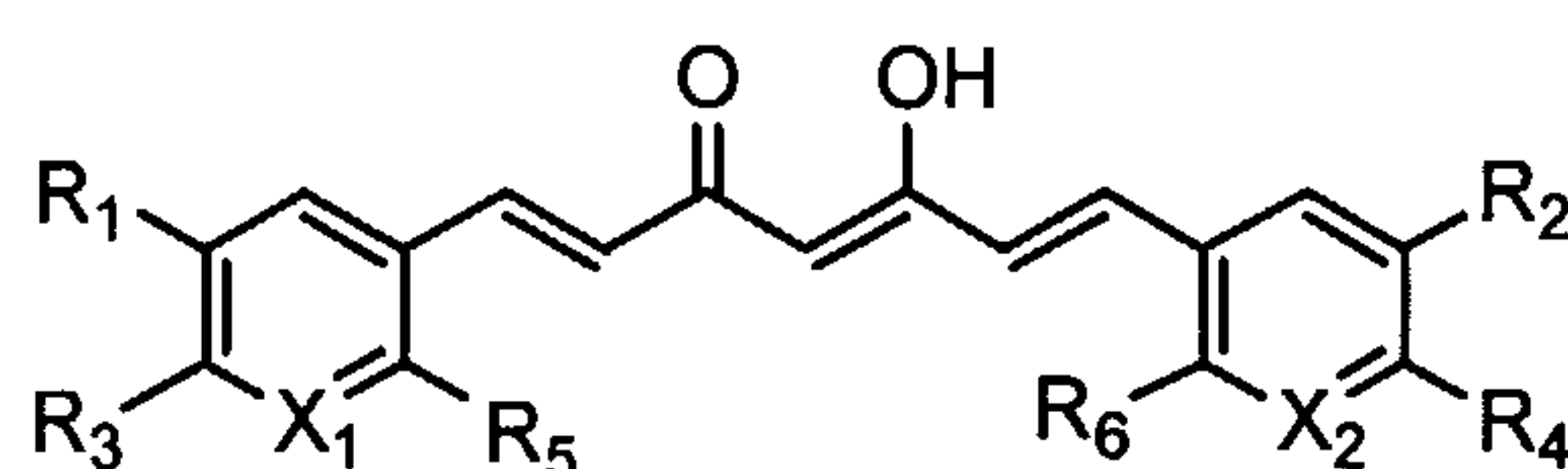
Although antiandrogen hormone therapy has been widely used for the treatment for prostate cancer, some antiandrogens may act as AR agonists which may result in "antiandrogen withdrawal syndrome." Miyamoto et al., *Proc. Natl. Acad. Sci. USA*, 95, 7379-7384 (1998). A currently accepted hypothesis postulates that mutations in androgen receptors may account for why HF, the active metabolite of flutamide, can activate androgen receptor target genes and stimulate prostate cancer growth. Miyamoto et al., *Proc. Natl. Acad. Sci. USA*, 95, 7379-7384 (1998). The same mechanism is used to explain the "flutamide withdrawal syndrome," in which patients who experience an increase in prostate-specific antigen (PSA) while taking flutamide, have a decrease in PSA after withdrawal of treatment. Indeed, HF can activate androgen receptor target genes, such as PSA and MMTV-LTR (a reporter gene which expressed androgen-response element), in the presence of ARA70, the first identified androgen receptor co-activator. Yeh et al., *The Lancet*, 349, 852-853 (1997). Because this syndrome often leads to the failure of androgen-ablative therapy, it is desirable to develop better antiandrogens without agonist activity.

The phenolic diarylheptanoid curcumin (1) is the major pigment in turmeric. Curcumin and its analogs show potent anti-oxidant activity, anti-inflammatory activity, Nurfin et al., *Eur. J. Med. Chem.*, 32, 321-328 (1997) cytotoxicity against tumor cells, Syu et al., *J. Nat. Prod.*, 61, 1531-1534 (1998), antitumor-promoting activities, Sugiyama et al., *Biochem. Pharmacol.*, 52, 519-525 (1996). Ruby et al., *Cancer Lett.*, 94, 79-83 (1995) and antiangiogenesis activity (J.L. Arbiser et al. *Mol. Med.* 4: 376 (1998)).

Two cyclic diarylheptanoids, 13-oxomyricanol and myricanone, exhibiting potent antitumor promoting effects on DMBA-initiated and TPA-induced mouse skin carcinogenesis have been reported. Ishida et al., *Cancer Lett.*, 159, 135-140 (2000). In the present study, a number of novel curcumin analogues have been prepared and evaluated for antagonistic activity against the AR in the presence of androgen receptor coactivator, ARA70, using two human prostate cancer cell lines, PC-3 and DU-145. PC-3 cells are androgen-independent tumor cells that do not express functional AR. DU-145 cells are androgen-independent tumor cells that also do not express functional AR.

Summary of the Invention

According to embodiments of the present invention, the present invention relates to a compound according to formula I:



wherein:

R_1 and R_2 are each independently selected from the group consisting of alkoxy, nitro, amino, and dialkylamino;

R_3 and R_4 are each independently selected from the group consisting of hydroxy, alkoxy, and $-OR_7C(O)R_8$, wherein R_7 is lower alkylene and R_8 is alkoxy;

or R_1 and R_3 together are alkylendioxy;

or R₂ and R₄ together are alkylenedioxy;

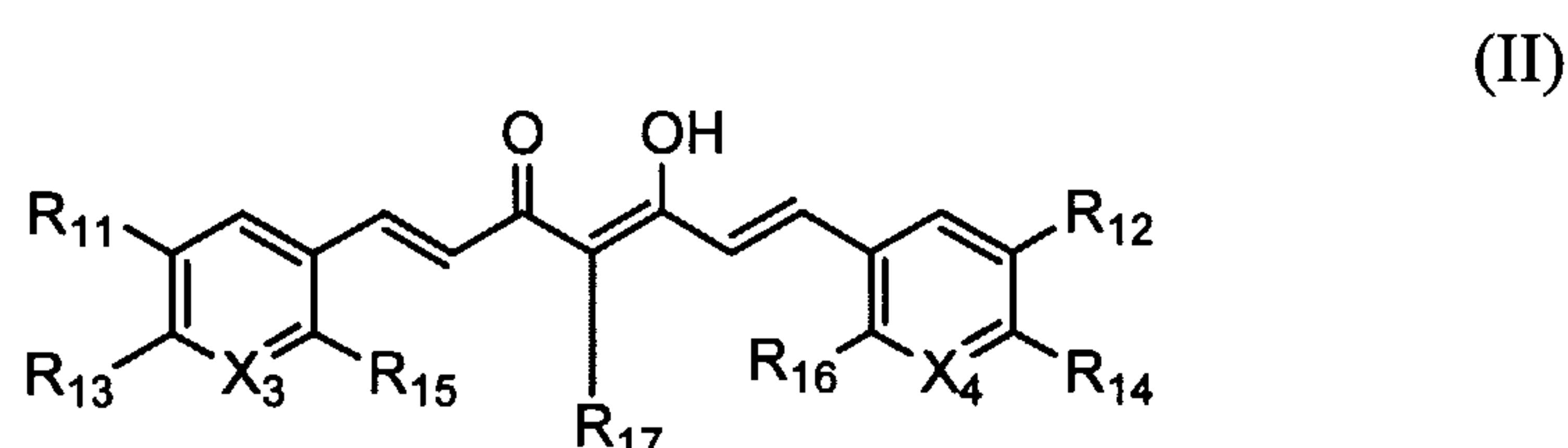
R₅ and R₆ are each independently selected from the group consisting of H, halogen, and nitro;

X₁ is N, or X₁ is C bonded to a H, alkoxy or nitro; and

5 X₂ is N, or X₂ is C bonded to a H, alkoxy or nitro.

According to still other embodiments of the present invention, the present invention relates to a compound according to formula II:

10



15

wherein:

R₁₁ and R₁₂ are each independently selected from the group consisting of alkoxy, nitro, amino, and dialkylamino;

20 R₁₃ and R₁₄ are each independently selected from the group consisting of hydroxy, alkoxy, and -OR₁₈C(O)R₁₉, wherein R₁₈ is lower alkylene and R₁₉ is alkoxy.

or R₁₁ and R₁₃ together are alkylenedioxy;

or R₁₂ and R₁₄ together are alkylenedioxy;

25 R₁₅ and R₁₆ are each independently selected from the group consisting of H, halogen, and nitro;

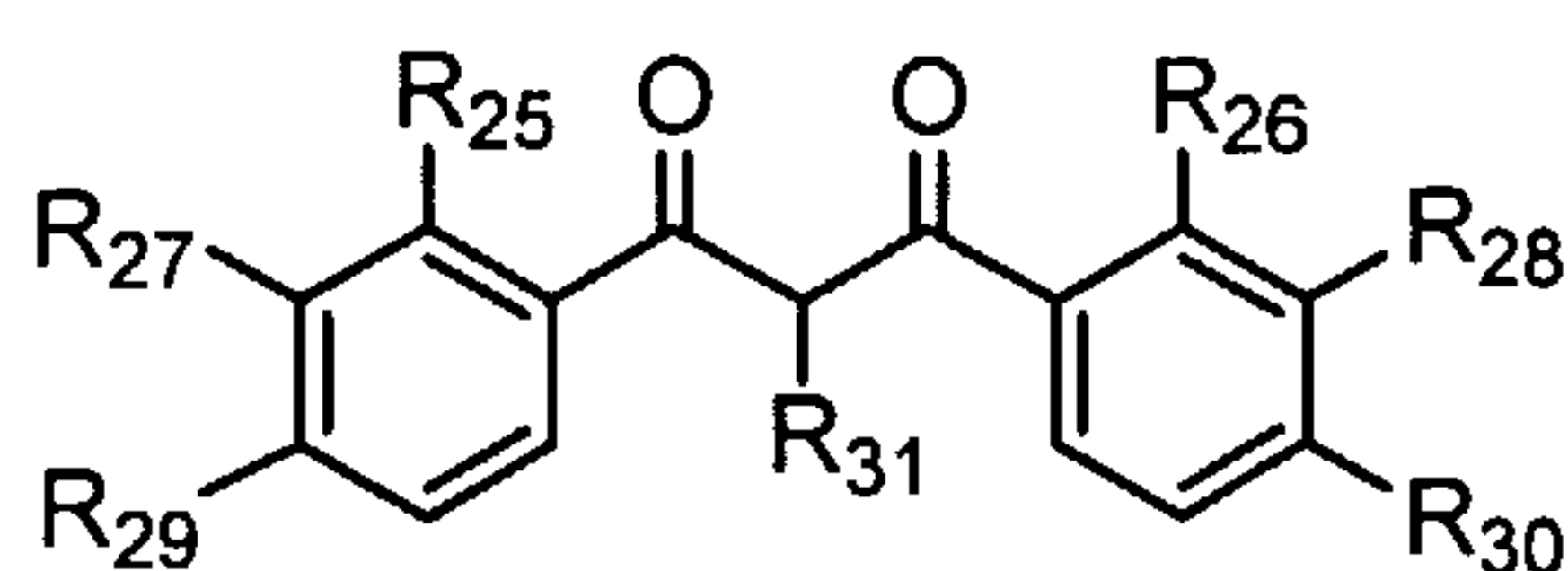
R₁₇ is -R₂₀C(O)OR₂₁, wherein R₂₀ is alkylene and R₂₁ is H or alkyl;

X₃ is N, or X₃ is C bonded to a H, alkoxy or nitro; and

X₄ is N, or X₄ is C bonded to a H, alkoxy or nitro.

30 According to yet other embodiments of the present invention, the present invention relates to compounds according to the formula III:

(III)



5 wherein:

 R₂₅ and R₂₆ are each independently H or lower alkyl;

 R₂₇, R₂₈, R₂₉ and R₃₀ are each alkoxy;

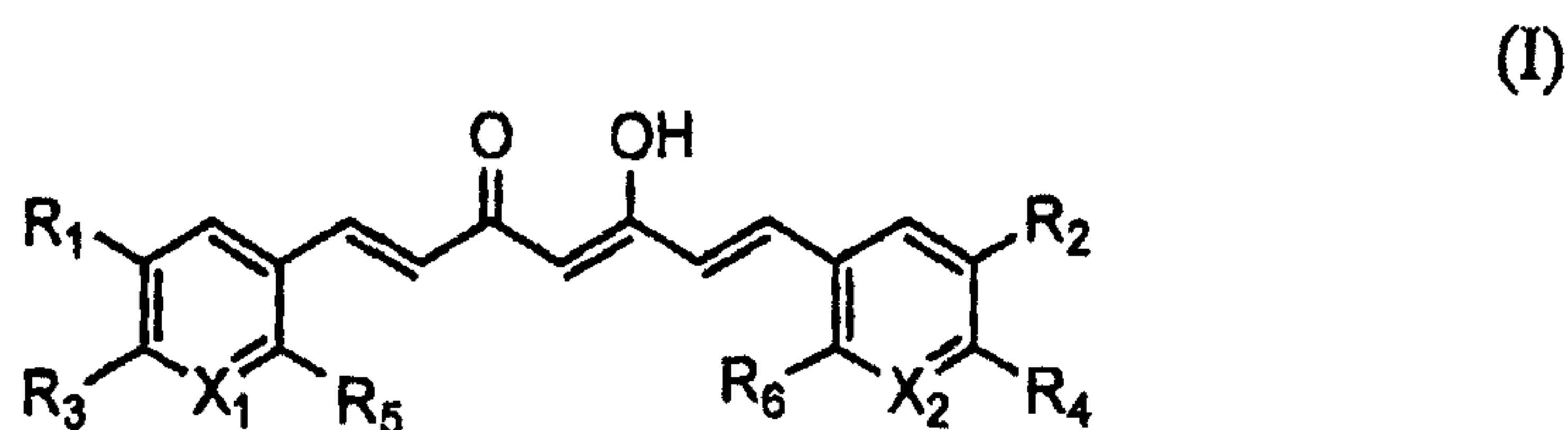
 R₃₁ is H or lower alkyl.

10 According to still other embodiments of the present invention, the present invention relates to a method of treating cancer, comprising administering to a subject in need thereof a treatment effective amount of a compound according to the formulas above. Examples of cancers that may be treated include, but are not limited to, skin cancer, small cell lung cancer, testicular cancer, lymphoma, leukemia, esophageal
15 cancer, stomach cancer, colon cancer, breast cancer, endometrial cancer, ovarian cancer, central nervous system cancer, liver cancer and prostate cancer.

 According to yet other embodiments of the present invention, the present invention relates to a method of inducing androgen receptor antagonist activity, the method comprising contacting a cancer cell with an androgen receptor antagonist
20 effective amount of a compound according to the formulas above.

 According to other embodiments of the present invention, the present invention relates to a method of inducing androgen receptor antagonist activity in a subject afflicted with an androgen-related affliction. Examples of androgen-related afflictions include, but are not limited to, baldness, hirsutism, behavioral disorders,
25 acne, and uninhibited spermatogenesis wherein inhibition of spermatogenesis is so desired.

In accordance with another aspect, there is provided a compound according to formula I:



wherein:

5 R_1 and R_2 are each independently selected from the group consisting of alkoxy, nitro, amino, and dialkylamino;

R_3 and R_4 are each independently selected from the group consisting of hydroxy, alkoxy, and $-OR_7C(O)R_8$, wherein R_7 is lower alkylene and R_8 is alkoxy;

10 R_5 and R_6 are each independently selected from the group consisting of H, halogen, and nitro;

X_1 is C bonded to a H, alkoxy or nitro; and

X_2 is C bonded to a H, alkoxy or nitro;

or a pharmaceutically acceptable salt thereof, provided that:

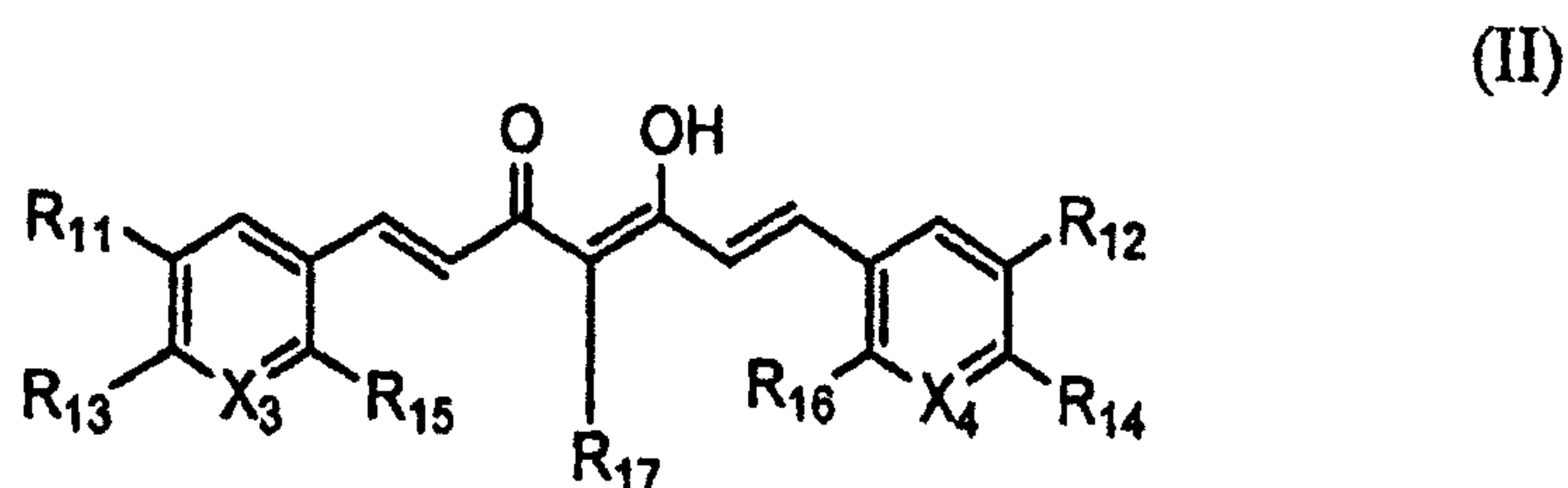
wherein R_5 and R_6 are hydrogen

15 (i) R_3 is not hydroxy or methoxy when R_1 is methoxy or hydrogen, R_2 is methoxy or hydrogen, R_4 is hydroxyl or methoxy and X_1 and X_2 , are, the same or different, C bonded to H or methoxy;

(ii) R_3 is not hydroxy when R_1 is ethoxy, R_2 is ethoxy, R_4 is hydroxyl and X_1 and X_2 are C bonded to H; and

20 (iii) R_1 and R_2 are not both methoxy or hydrogen, when R_3 and R_4 are the same, C_{1-5} alkoxy and X_1 and X_2 are C bonded to H.

In accordance with a further aspect, there is provided a compound according to formula II:



wherein:

R_{11} and R_{12} are each independently selected from the group consisting of alkoxy, nitro, amino, and dialkylamino;

R_{13} and R_{14} are each independently selected from the group consisting of hydroxy, alkoxy, and $—OR_{18}C(O)R_{19}$, wherein R_{18} is lower alkylene and R_{19} is alkoxy;

or R_{11} and R_{13} together are alkylenedioxy;

or R_{12} and R_{14} together are alkylenedioxy;

R_{15} and R_{16} are each independently selected from the group consisting of H, halogen, and nitro;

R_{17} is $—R_{20}C(O)OR_{21}$, wherein R_{20} is alkylene and R_{21} is H or alkyl;

X_3 is C bonded to a H, alkoxy or nitro; and

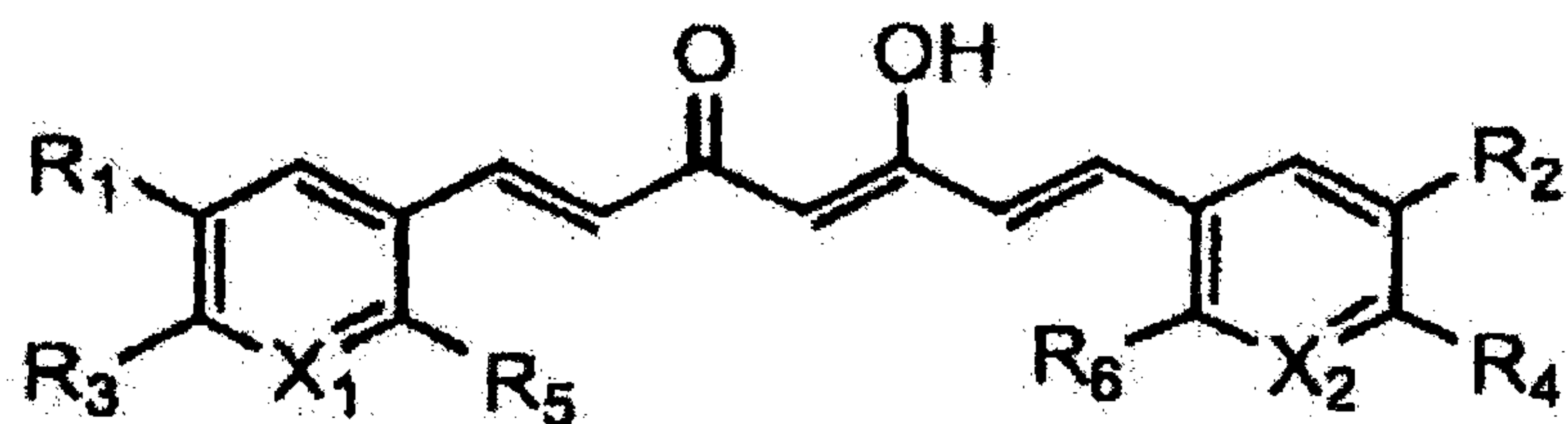
X_4 is C bonded to a H, alkoxy or nitro;

or a pharmaceutically acceptable salt thereof, subject to the proviso that when R_{15} and R_{16} are both hydrogen, X_1 and X_2 are C bonded to H, R_{14} and R_{13} are both hydroxyl or methoxyl, R_{11} and R_{12} are both methoxyl, R_{20} is not methylene.

In accordance with another aspect, there is provided use of a treatment effective amount of a compound according to formula (I) or (II) for treating androgen related cancer in a subject in need thereof;

wherein

formula I:



wherein:

R_1 and R_2 are each independently selected from the group consisting of alkoxy, nitro, amino, and dialkylamino;

R_3 and R_4 are each independently selected from the group consisting of hydroxy, alkoxy, and $—OR_7C(O)R_8$, wherein R_7 is lower alkylene and R_8 is alkoxyl;

R_5 and R_6 are each independently selected from the group consisting of H, halogen, and nitro;

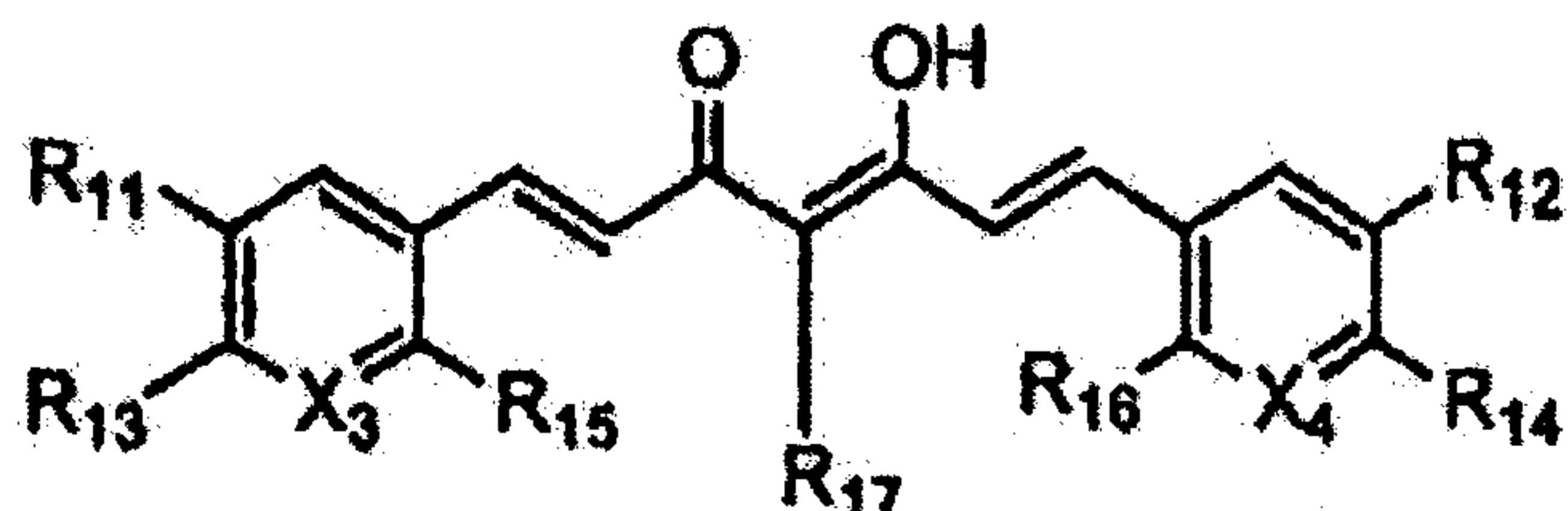
X_1 is C bonded to a H, alkoxy or nitro; and

X_2 is C bonded to a H, alkoxy or nitro;

5 or a pharmaceutically acceptable salt thereof:

formula II

(II)



wherein:

10 R_{11} and R_{12} are each independently selected from the group consisting of alkoxy, nitro, amino, and dialkylamino;

R_{13} and R_{14} are each independently selected from the group consisting of hydroxy, alkoxy, and $—OR_{18}C(O)R_{19}$, wherein R_{18} is lower alkylene and R_{19} is alkoxyl;

15 R_{15} and R_{16} are each independently selected from the group consisting of H, halogen, and nitro;

R_{17} is $—R_{20}C(O)OR_{21}$, wherein R_{20} is alkylene and R_{21} is H or alkyl;

X_3 is C bonded to a H, alkoxy or nitro; and

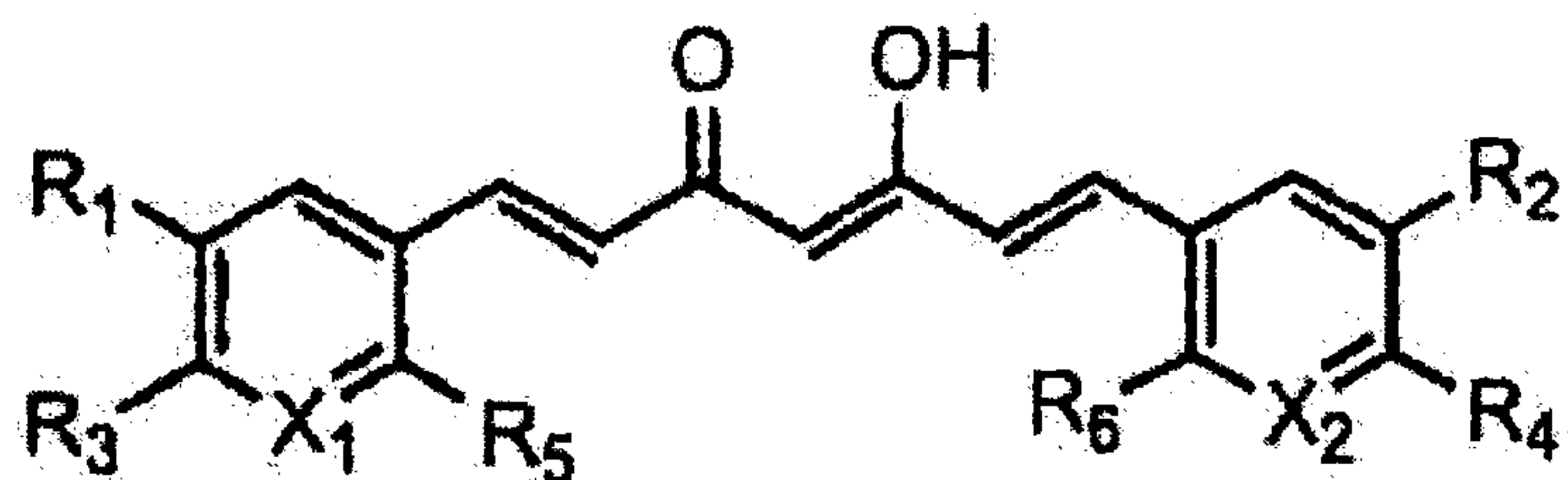
X_4 is C bonded to a H, alkoxy or nitro;

or a pharmaceutically acceptable salt thereof.

20 In accordance with a further aspect, there is provided use of a treatment effective amount of a compound having the structure of formula I or II in the manufacture of a medicament for treating androgen related cancer in a subject in need thereof,

wherein

25 formula I



wherein:

5 R_1 and R_2 are each independently selected from the group consisting of alkoxy, nitro, amino, and dialkylamino;

R_3 and R_4 are each independently selected from the group consisting of hydroxy, alkoxy, and $-OR_7C(O)R_8$, wherein R_7 is lower alkylene and R_8 is alkoxyl;

R_5 and R_6 are each independently selected from the group consisting of H, halogen, and nitro;

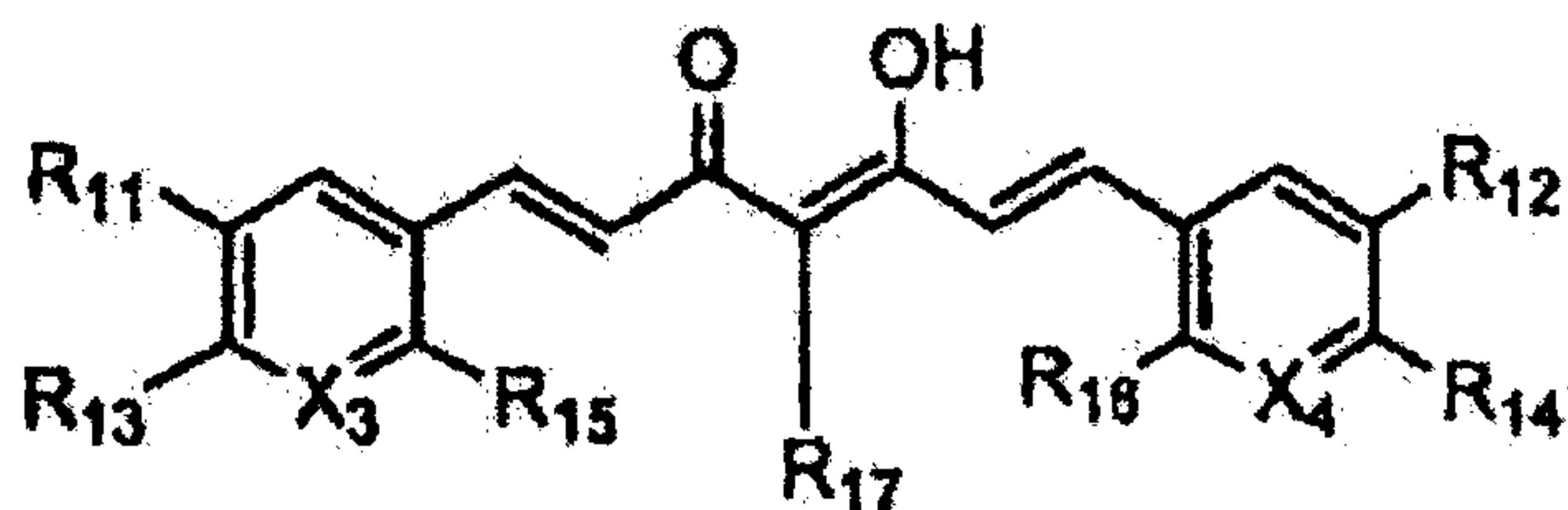
10 X_1 is C bonded to a H, alkoxy or nitro; and

X_2 is C bonded to a H, alkoxy or nitro;

or a pharmaceutically acceptable salt thereof;

formula II

(II)



15 wherein:

R_{11} and R_{12} are each independently selected from the group consisting of alkoxy, nitro, amino, and dialkylamino;

R_{13} and R_{14} are each independently selected from the group consisting of hydroxy, alkoxy, and $-OR_{18}C(O)R_{19}$, wherein R_{18} is lower alkylene and R_{19} is

20 alkoxy;

or R_{11} and R_{13} together are alkylendioxy;

or R_{12} and R_{14} together are alkylendioxy;

R_{15} and R_{16} are each independently selected from the group consisting of H, halogen, and nitro;

R_{17} is $—R_{20}C(O)R_{21}$, wherein R_{20} is alkylene and R_{21} is H or alkyl;

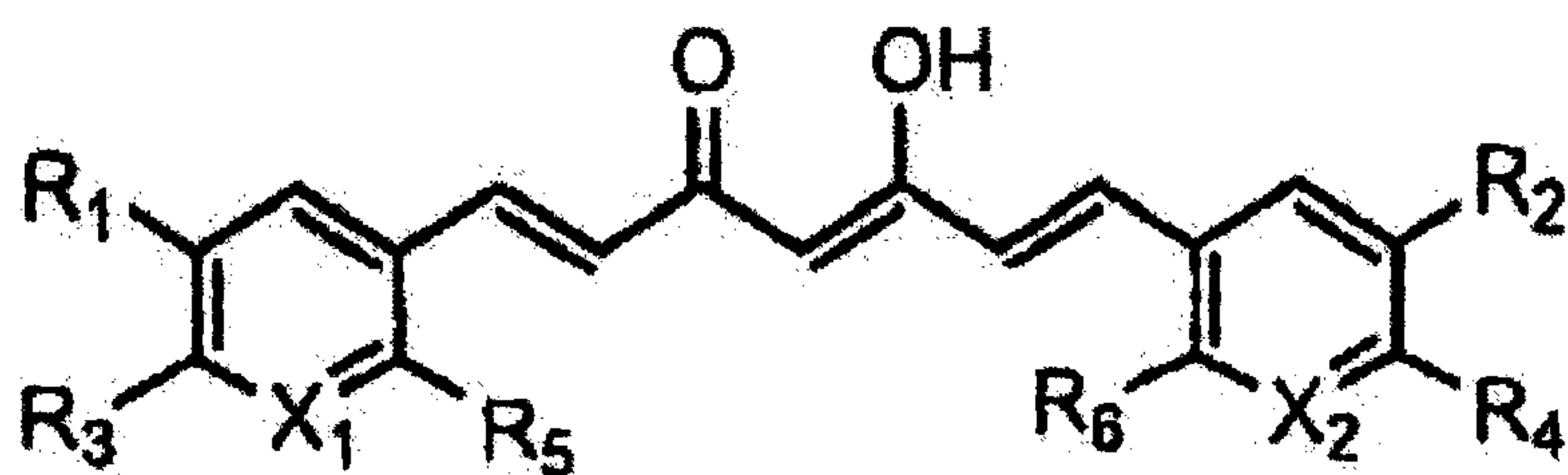
X_3 is C bonded to a H, alkoxy or nitro; and

X_4 is C bonded to a H, alkoxy or nitro;

or a pharmaceutically acceptable salt thereof.

- 5 In accordance with another aspect, there is provided use of an androgen receptor antagonist effective amount of a compound according to formula I or formula II for inducing androgen receptor antagonist activity in a subject afflicted with an androgen-related affliction, wherein formula I

10



wherein:

R_1 and R_2 are each independently selected from the group consisting of alkoxy, nitro, amino, and dialkylamino;

- 15 R_3 and R_4 are each independently selected from the group consisting of hydroxyl, alkoxy, and $—OR_7C(O)R_8$, wherein R_7 is lower alkylene and R_8 is alkoxy;

R_5 and R_6 are each independently selected from the group consisting of H, halogen, and nitro;

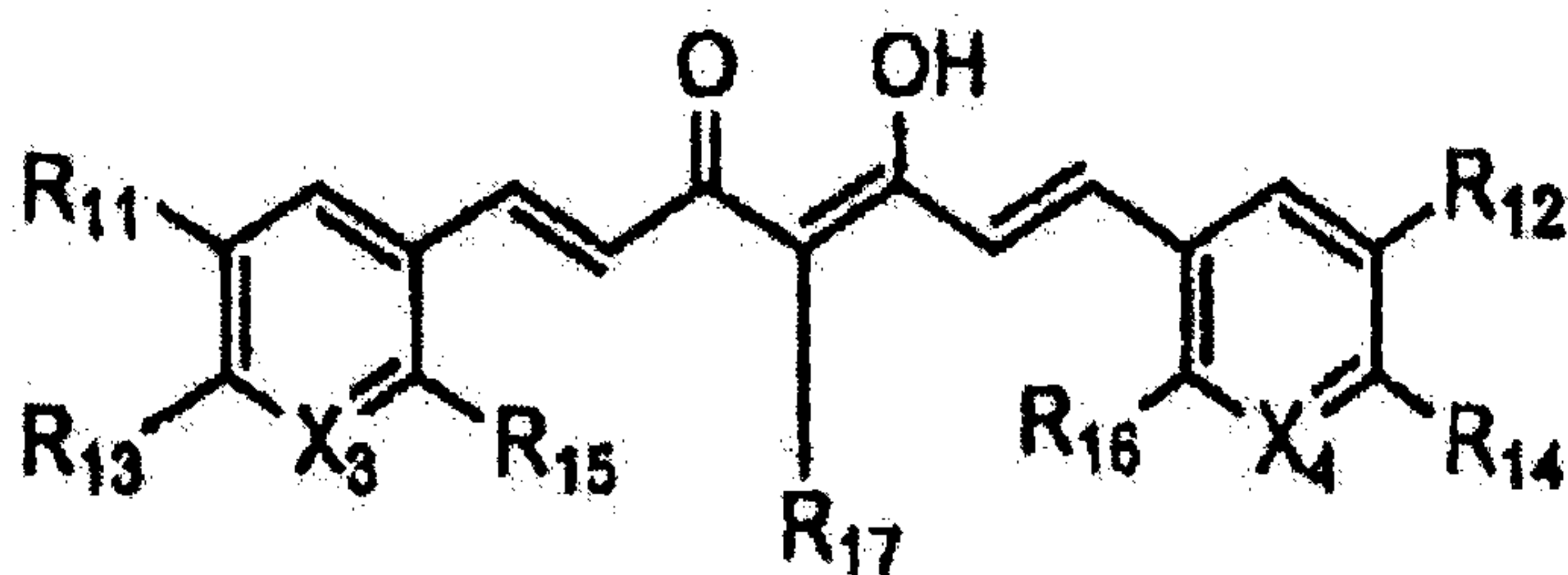
X_1 is C bonded to a H, alkoxy or nitro; and

- 20 X_2 is C bonded to a H, alkoxy or nitro;

or a pharmaceutically acceptable salt thereof;

or formula II

(II)



wherein:

R_{11} and R_{12} are each independently selected from the group consisting of alkoxy, nitro, amino, and dialkylamino;

R_{13} and R_{14} are each independently selected from the group consisting of hydroxy, alkoxy, and $-OR_{18}C(O)R_{19}$ wherein R_{18} is lower alkylene and R_{19} is alkoxy;

R_{15} and R_{16} are each independently selected from the group consisting of H, halogen, and nitro;

R_{17} is $-R_{20}C(O)OR_{21}$ wherein R_{20} is alkylene and R_{21} is H or alkyl;

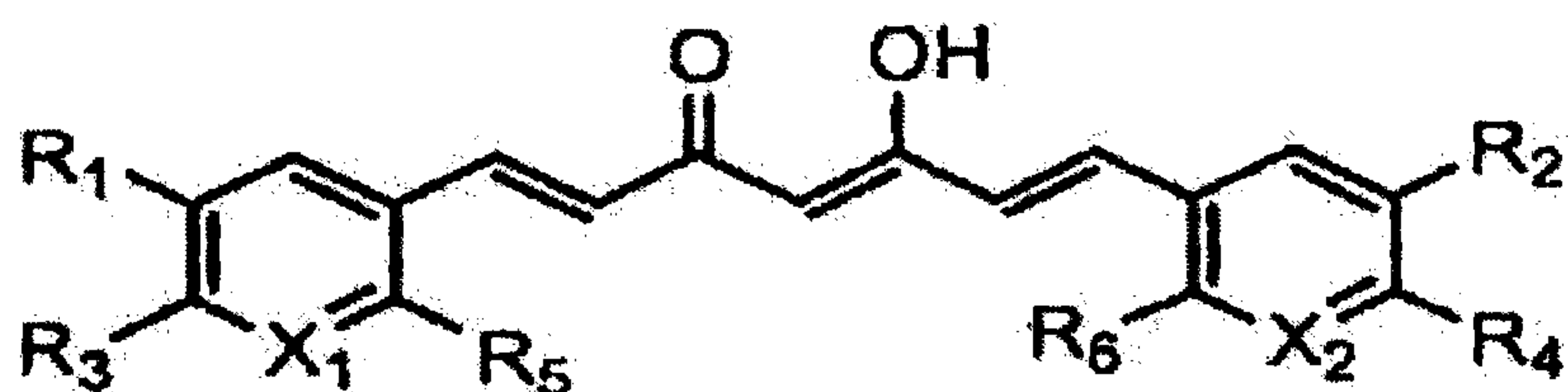
X_3 is C bonded to a H, alkoxy or nitro; and

X_4 is C bonded to a H, alkoxy or nitro,
or a pharmaceutically acceptable salt thereof.

In accordance with a further aspect, there is provided use of an androgen receptor antagonist effective amount of a compound according to formula I or formula II in the manufacture of a medicament for inducing androgen receptor activity in a subject afflicted with an androgen-related affliction,

wherein

formula I



wherein:

R_1 and R_2 are each independently selected from the group consisting of alkoxy, nitro, amino, and dialkylamino;

R_3 and R_4 are each independently selected from the group consisting of hydroxy, alkoxy, and $-OR_7C(O)R_8$, wherein R_7 is lower alkylene and R_8 is alkoxyl;

R_5 and R_6 are each independently selected from the group consisting of H, halogen, and nitro;

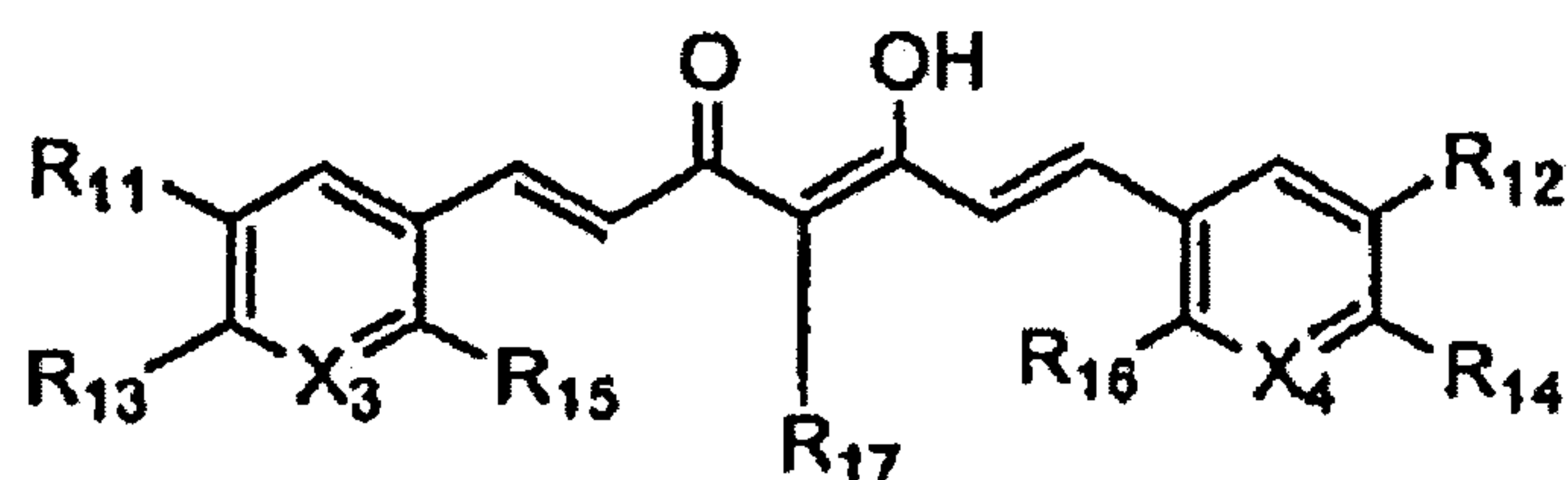
X_1 is C bonded to a H, alkoxy or nitro; and

X_2 is C bonded to a H, alkoxy or nitro;

or a pharmaceutically acceptable salt thereof;

formula II

(II)



wherein:

R_{11} and R_{12} are each independently selected from the group consisting of alkoxy, nitro, amino, and dialkylamino;

5 R_{13} and R_{14} are each independently selected from the group consisting of hydroxy, alkoxy, and $-OR_{18}C(O)R_{19}$, wherein R_{18} is lower alkylene and R_{19} is alkoxyl;

R_{15} and R_{16} are each independently selected from the group consisting of H, halogen, and nitro:

10 R_{17} is $-R_{20}C(O)OR_{21}$, wherein R_{20} is alkylene and R_{21} is H or alkyl;

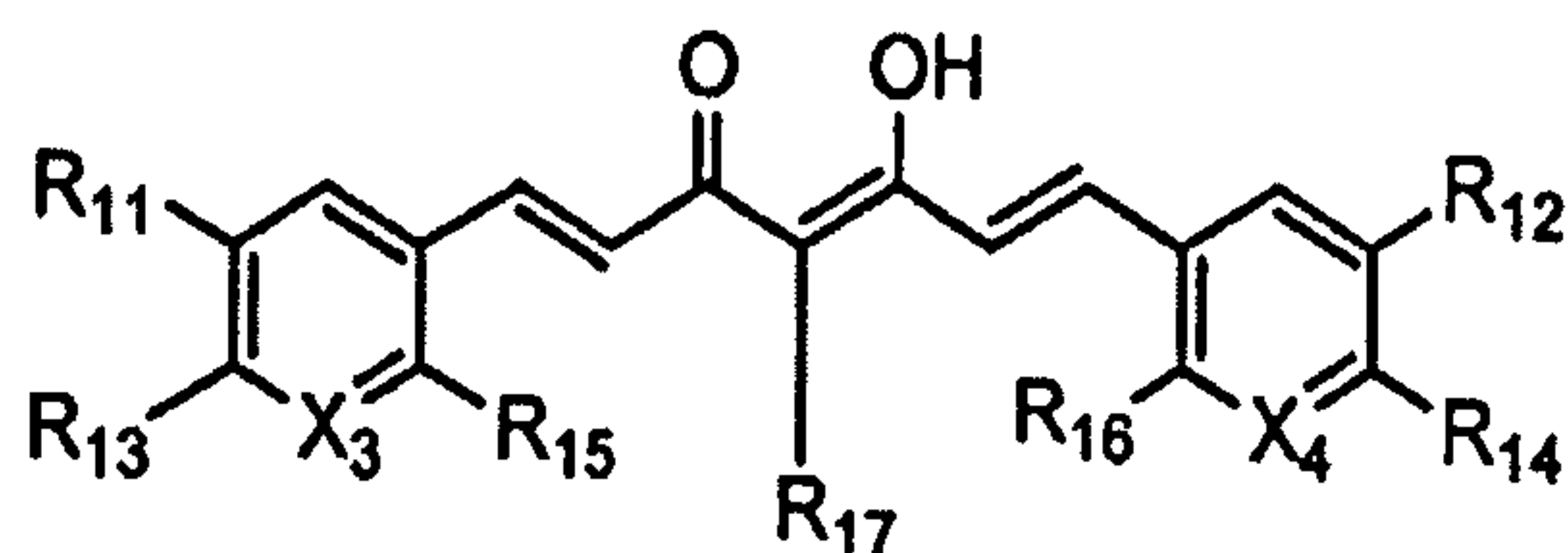
X_3 is C bonded to a H, alkoxy or nitro; and

X_4 is C bonded to a H, alkoxy or nitro,

or a pharmaceutically acceptable salt thereof.

In accordance with another aspect of the present invention, there is
15 provided a compound according to formula II:

(II)



wherein:

R_{11} and R_{12} are each independently selected from the group consisting of alkoxy, nitro, amino, and dialkylamino;

20 R_{13} and R_{14} are each independently selected from the group consisting of hydroxy, alkoxy, and $-OR_{18}C(O)R_{19}$, wherein R_{18} is lower alkylene and R_{19} is alkoxy;

or R_{11} and R_{13} together are alkylendioxy;

or R_{12} and R_{14} together are alkylenedioxy;

R_{15} and R_{16} are each independently selected from the group consisting of H, halogen, and nitro;

R_{17} is $—R_{20}C(O)OR_{21}$, wherein R_{20} is alkylene and R_{21} is H or
5 alkyl;

X_3 is C bonded to a H, alkoxy or nitro; and

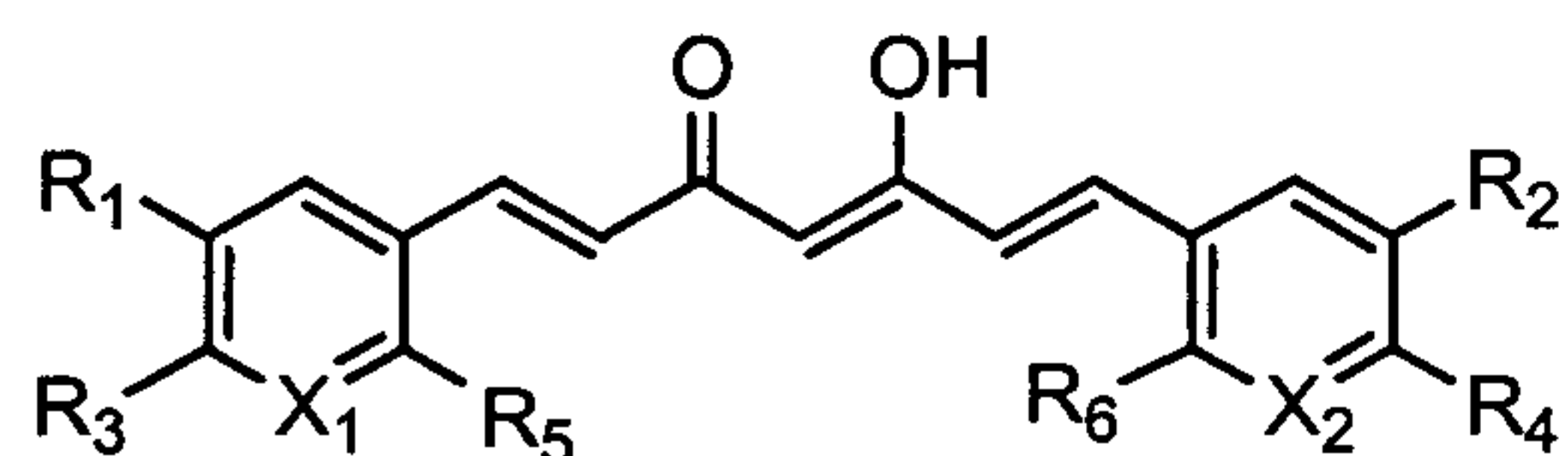
X_4 is C bonded to a H, alkoxy or nitro

or a pharmaceutically acceptable salt thereof, subject to the proviso that

when R_{15} and R_{16} are both hydrogen, X_1 and X_2 are C bonded to H, R_{14} and
10 R_{13} are both hydroxyl or methoxyl, R_{11} and R_{12} are both methoxyl, R_{20} is not methylene or ethylene.

In accordance with a further aspect of the present invention, there is provided a pharmaceutical composition comprising a compound according to formula (I) or (II) in a pharmaceutically acceptable carrier, wherein

15 formula (I):



wherein:

R_1 and R_2 are each independently selected from the group consisting of alkoxy, nitro, amino, and dialkylamino;

20 R_3 and R_4 are each independently selected from the group consisting of hydroxy, alkoxy, and $—OR_7C(O)R_8$, wherein R_7 is lower alkylene and R_8 is alkoxy;

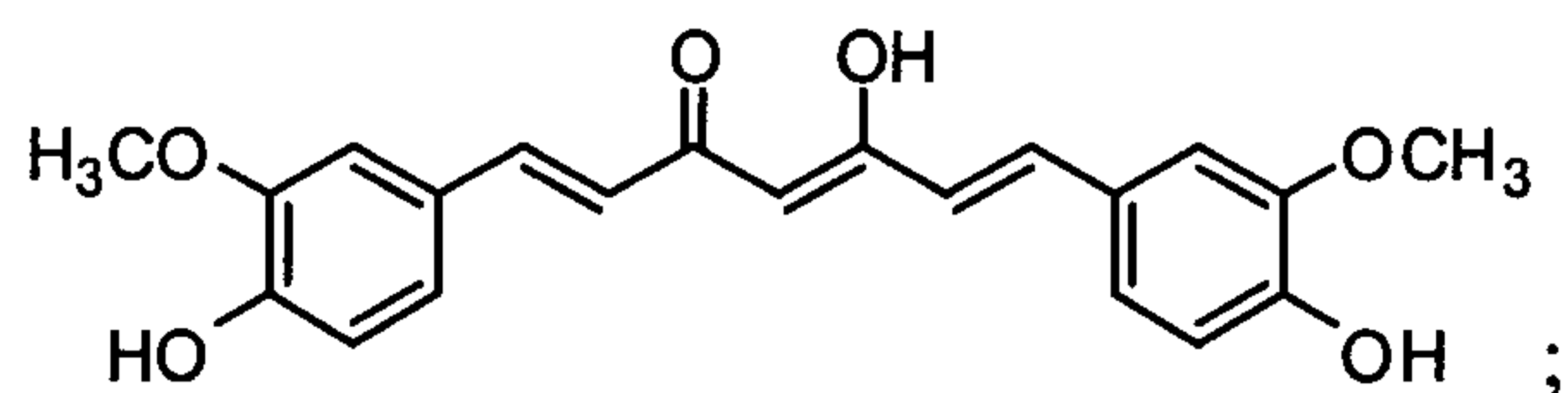
R_5 and R_6 are each independently selected from the group consisting of H, halogen, and nitro;

X_1 is C bonded to a H, alkoxy or nitro; and

25 X_2 is C bonded to a H, alkoxy or nitro;

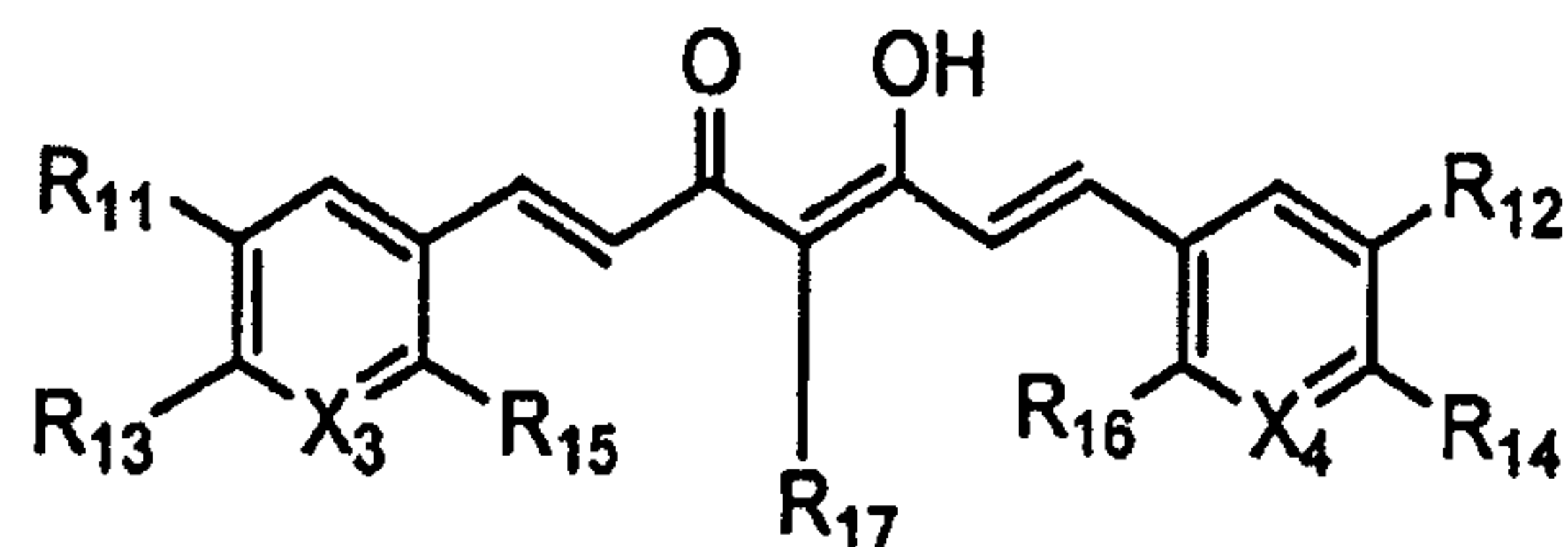
or a pharmaceutically acceptable salt thereof;

wherein for formula I, provided that the compound is not curcumin



formula II

(II)



wherein:

R₁₁ and R₁₂ are each independently selected from the group
 5 consisting of alkoxy, nitro, amino, and dialkylamino;

R₁₃ and R₁₄ are each independently selected from the group consisting
 of hydroxy, alkoxy, and —OR₁₈C(O)R₁₉, wherein R₁₈ is lower alkylene and R₁₉ is
 alkoxy;

R₁₅ and R₁₆ are each independently selected from the group
 10 consisting of H, halogen, and nitro;

R₁₇ is —R₂₀C(O)OR₂₁, wherein R₂₀ is alkylene and R₂₁ is H or
 alkyl;

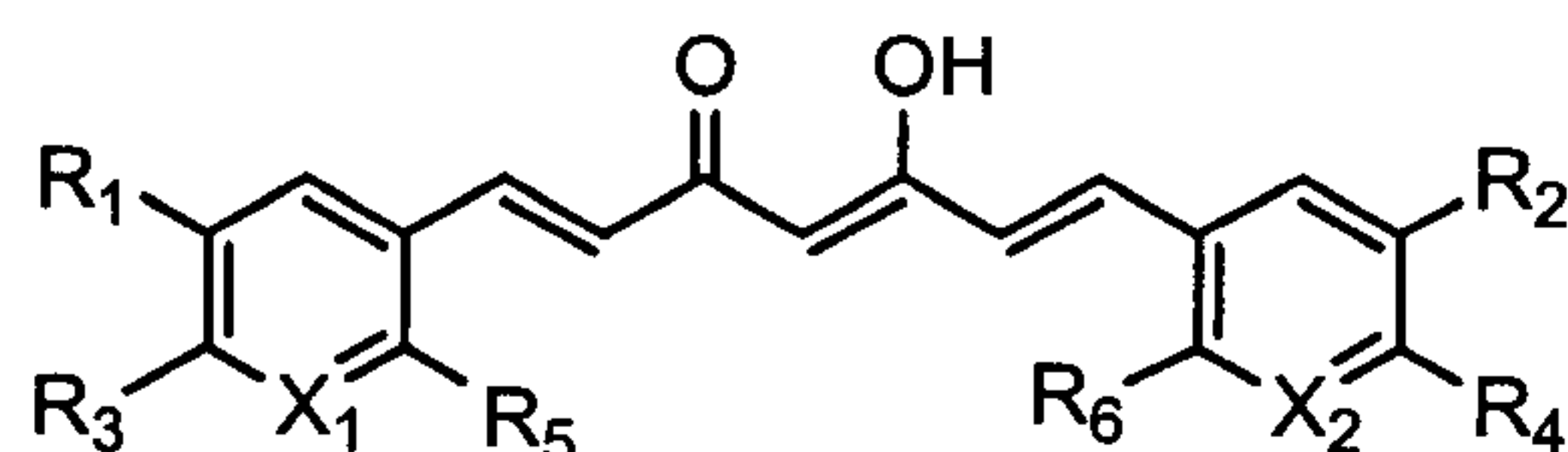
X₃ is C bonded to a H, alkoxy or nitro; and

X₄ is C bonded to a H, alkoxy or nitro;

15 or a pharmaceutically acceptable salt thereof.

In accordance with another aspect of the present invention, there is
 provided use of a treatment effective amount of a compound according to
 formula (I) or (II) for treating androgen related cancer in a subject in need
 thereof, wherein

20 formula (I):



wherein:

R₁ and R₂ are each independently selected from the group consisting of alkoxy,
 nitro, amino, and dialkylamino;

25 R₃ and R₄ are each independently selected from the group consisting of hydroxy,

alkoxy, and $-OR_7C(O)R_8$, wherein R_7 is lower alkylene and R_8 is alkoxy;

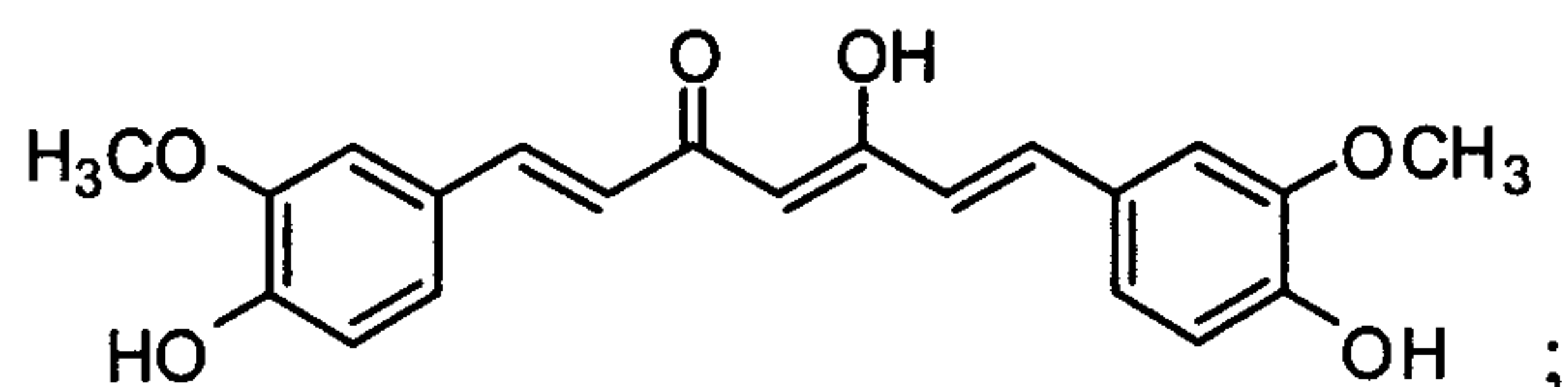
R_5 and R_6 are each independently selected from the group consisting of H, halogen, and nitro;

X_1 is C bonded to a H, alkoxy or nitro; and

5 X_2 is C bonded to a H, alkoxy or nitro;

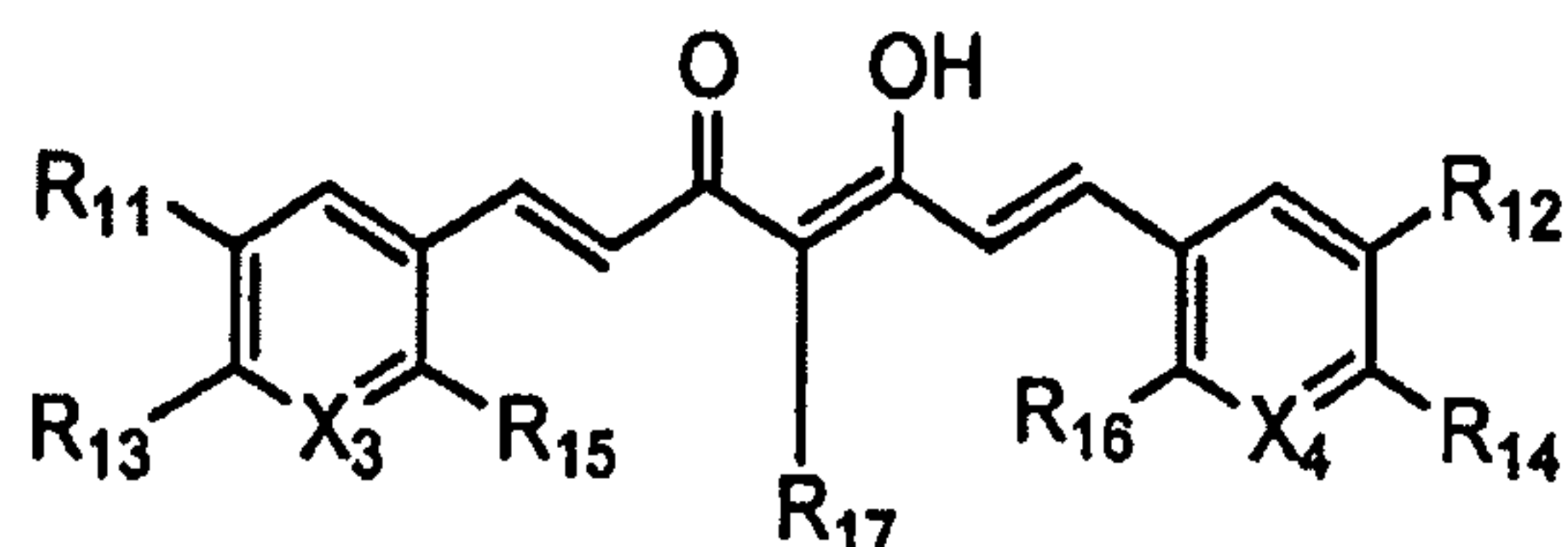
or a pharmaceutically acceptable salt thereof;

wherein for formula I, provided that the compound is not curcumin



10 formula II

(II)



wherein:

R_{11} and R_{12} are each independently selected from the group consisting of alkoxy, nitro, amino, and dialkylamino;

15 R_{13} and R_{14} are each independently selected from the group consisting of hydroxy, alkoxy, and $-OR_{18}C(O)R_{19}$, wherein R_{18} is lower alkylene and R_{19} is alkoxy;

R_{15} and R_{16} are each independently selected from the group consisting of H, halogen, and nitro;

20 R_{17} is $-R_{20}C(O)OR_{21}$, wherein R_{20} is alkylene and R_{21} is H or alkyl;

X_3 is C bonded to a H, alkoxy or nitro; and

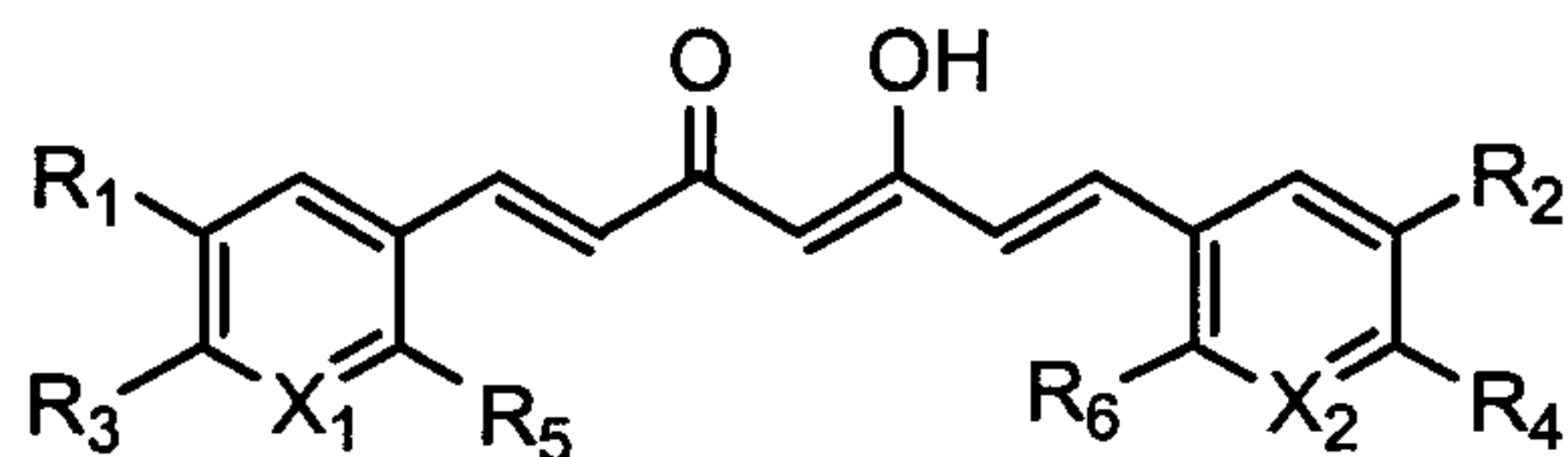
X_4 is C bonded to a H, alkoxy or nitro;

or a pharmaceutically acceptable salt thereof.

25 In accordance with a further aspect of the present invention, there is

provided use of a treatment effective amount of a compound having the structure of formula I or II in the manufacture of a medicament for treating androgen related cancer in a subject in need thereof, wherein formula I

5



wherein:

R_1 and R_2 are each independently selected from the group consisting of alkoxy, nitro, amino, and dialkylamino;

R_3 and R_4 are each independently selected from the group consisting of hydroxy, alkoxy, and $-OR_7C(O)R_8$, wherein R_7 is lower alkylene and R_8 is alkoxy;

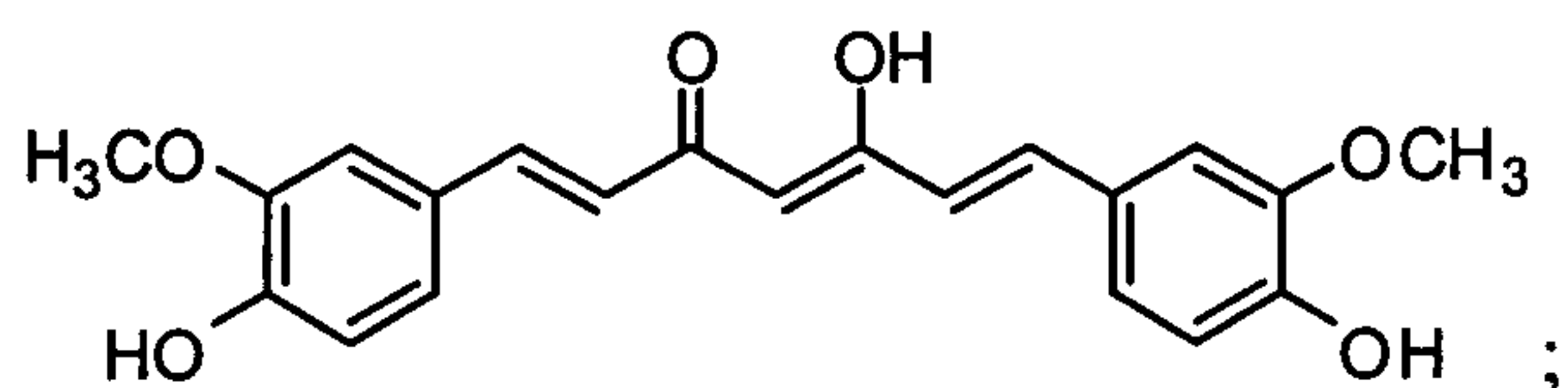
R_5 and R_6 are each independently selected from the group consisting of H, halogen, and nitro;

X_1 is C bonded to a H, alkoxy or nitro; and

X_2 is C bonded to a H, alkoxy or nitro;

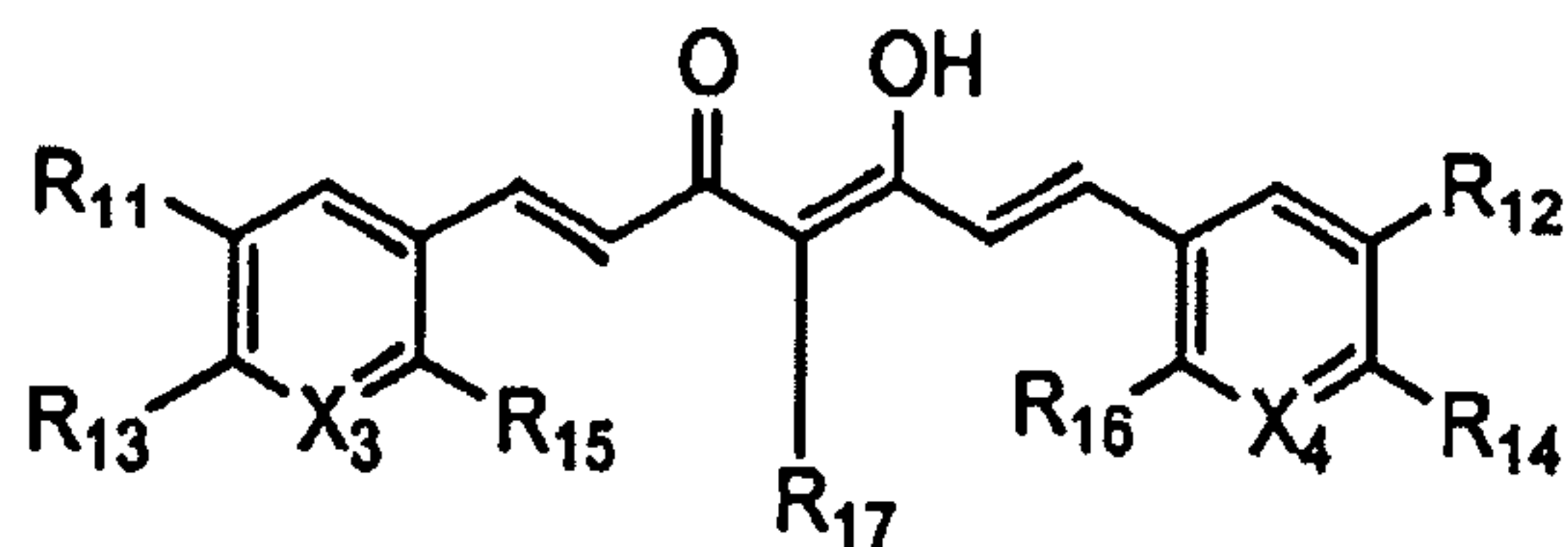
or a pharmaceutically acceptable salt thereof;

wherein for formula I, provided that the compound is not curcumin



formula II

(II)



20

wherein:

R_{11} and R_{12} are each independently selected from the group consisting of alkoxy, nitro, amino, and dialkylamino;

R_{13} and R_{14} are each independently selected from the group consisting

of hydroxy, alkoxy, and $\text{---OR}_{18}\text{C(O)R}_{19}$, wherein R_{18} is lower alkylene and R_{19} is alkoxy;

or R_{11} and R_{13} together are alkylendioxy;

or R_{12} and R_{14} together are alkylendioxy;

5 R_{15} and R_{16} are each independently selected from the group consisting of H, halogen, and nitro;

R_{17} is $\text{---R}_{20}\text{C(O)OR}_{21}$, wherein R_{20} is alkylene and R_{21} is H or alkyl;

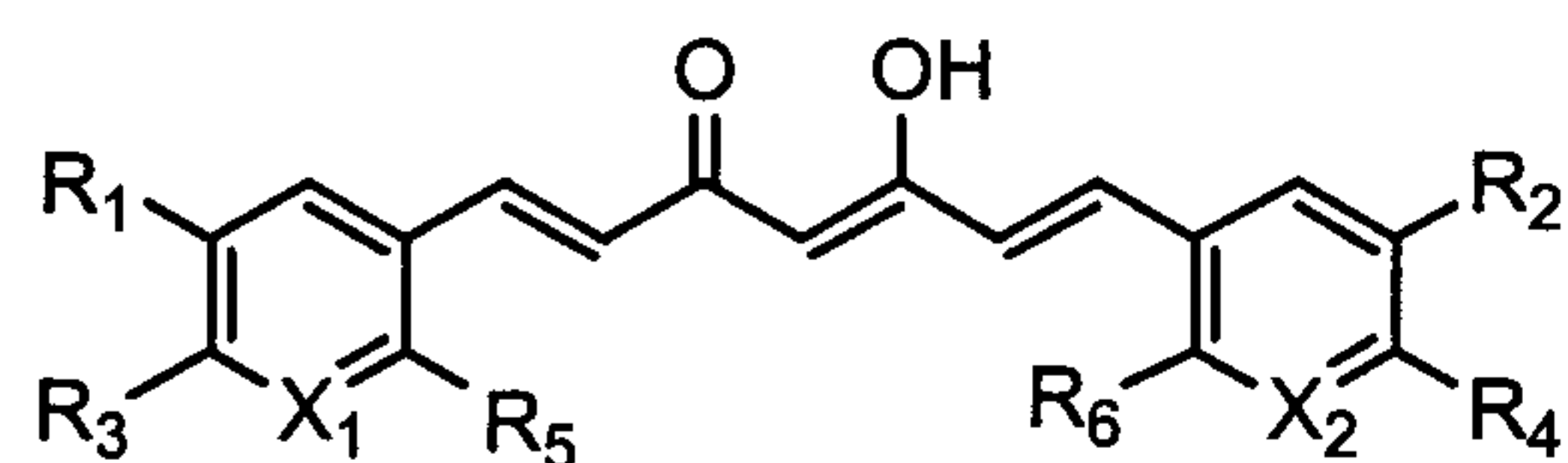
X_3 is C bonded to a H, alkoxy or nitro; and

10 X_4 is C bonded to a H, alkoxy or nitro;

or a pharmaceutically acceptable salt thereof.

In accordance with another aspect of the present invention, there is provided use of an androgen receptor antagonist effective amount of a compound according to formula I or formula II for inducing androgen receptor antagonist activity in a subject
15 afflicted with an androgen-related affliction, wherein

formula (I)



wherein:

R_1 and R_2 are each independently selected from the group consisting of alkoxy,
20 nitro, amino, and dialkylamino;

R_3 and R_4 are each independently selected from the group consisting of hydroxy, alkoxy, and $\text{---OR}_7\text{C(O)R}_8$, wherein R_7 is lower alkylene and R_8 is alkoxy;

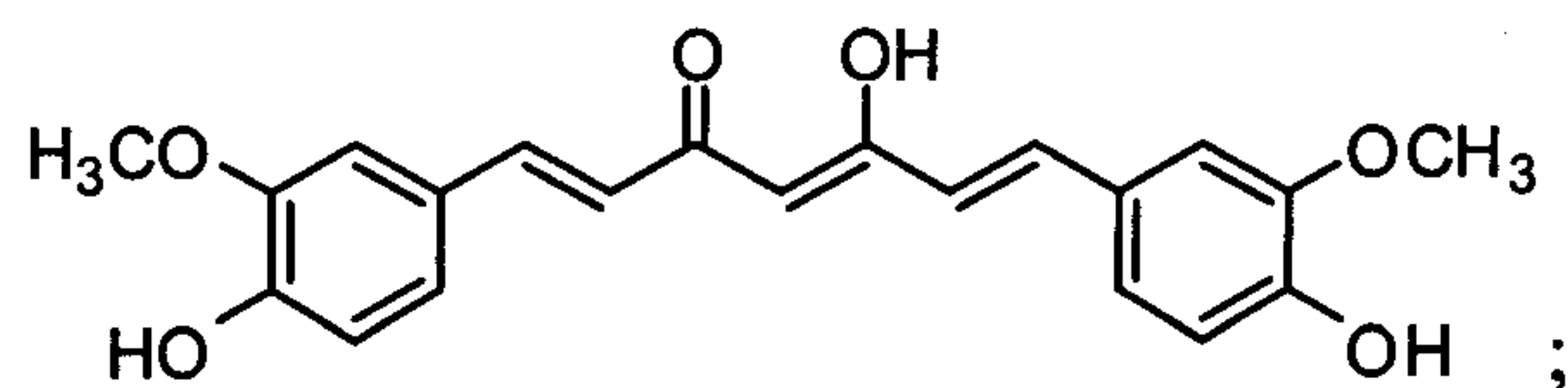
R_5 and R_6 are each independently selected from the group consisting of H, halogen, and nitro;

25 X_1 is C bonded to a H, alkoxy or nitro; and

X_2 is C bonded to a H, alkoxy or nitro;

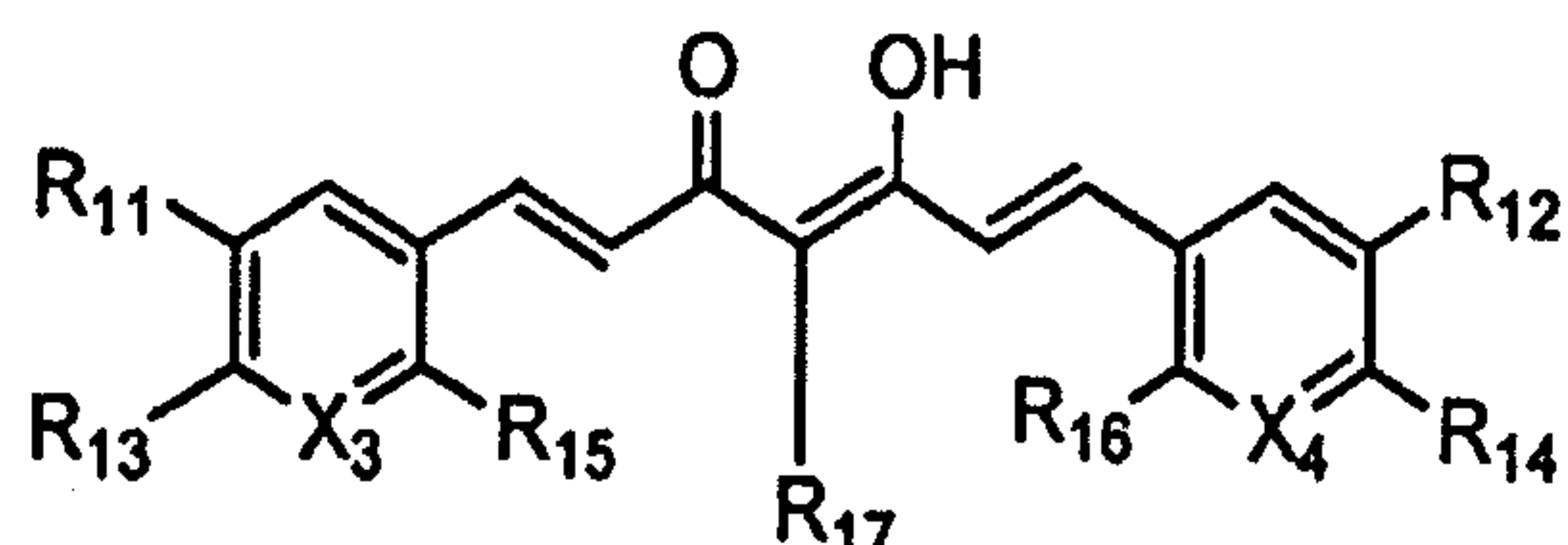
or a pharmaceutically acceptable salt thereof,

wherein for formula I, provided that the compound is not curcumin



or formula II

(II)



wherein:

5 R_{11} and R_{12} are each independently selected from the group consisting of alkoxy, nitro, amino, and dialkylamino;

R_{13} and R_{14} are each independently selected from the group consisting of hydroxy, alkoxy, and $—OR_{18}C(O)R_{19}$, wherein R_{18} is lower alkylene and R_{19} is alkoxy;

10 R_{15} and R_{16} are each independently selected from the group consisting of H, halogen, and nitro;

R_{17} is $—R_{20}C(O)OR_{21}$, wherein R_{20} is alkylene and R_{21} is H or alkyl;

X_3 is C bonded to a H, alkoxy or nitro; and

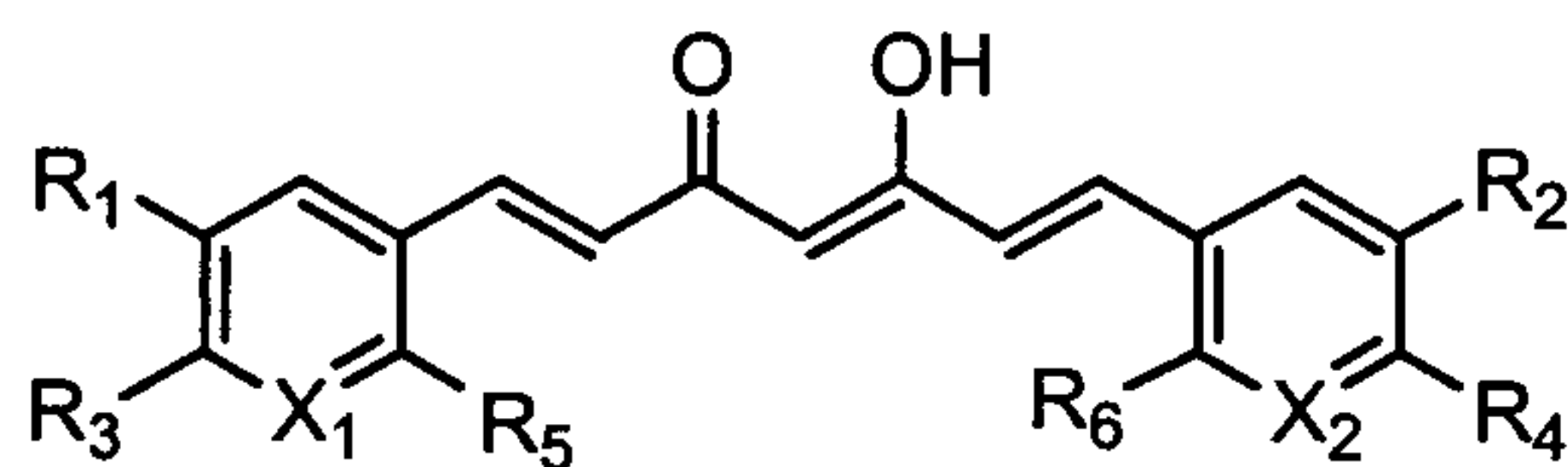
15 X_4 is C bonded to a H, alkoxy or nitro,

or a pharmaceutically acceptable salt thereof.

In accordance with a further aspect of the present invention, there is provided use of an androgen receptor antagonist effective amount of a compound according to formula I or formula II in the manufacture of a medicament for inducing androgen
20 receptor activity in a subject afflicted with an androgen-related affliction,

wherein

formula (I)



wherein:

R_1 and R_2 are each independently selected from the group consisting of alkoxy, nitro, amino, and dialkylamino;

R_3 and R_4 are each independently selected from the group consisting of hydroxy, alkoxy, and $-OR_7C(O)R_8$, wherein R_7 is lower alkylene and R_8 is alkoxy;

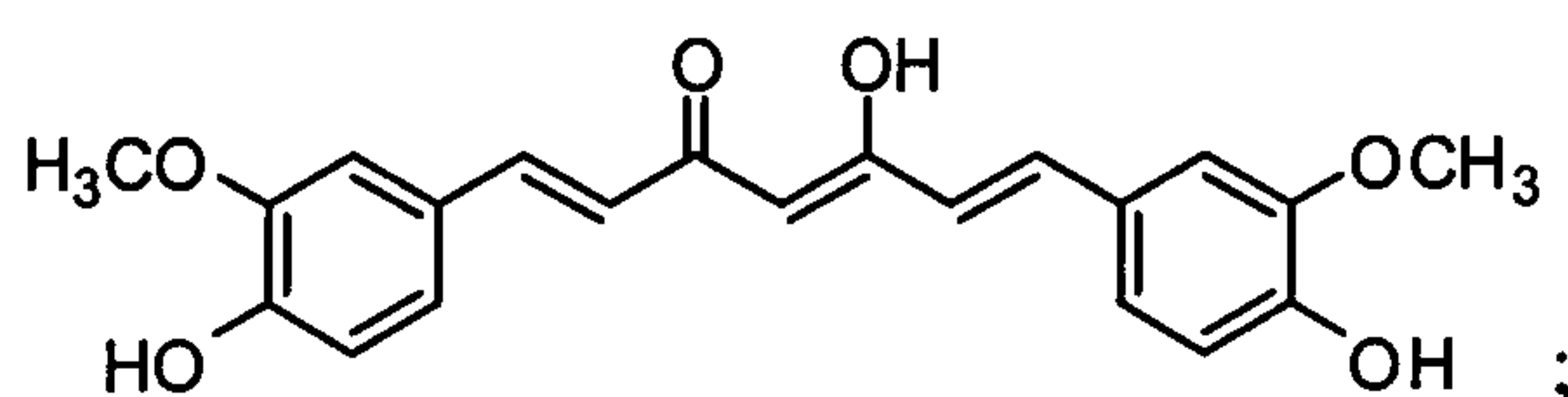
R_5 and R_6 are each independently selected from the group consisting of H, halogen, and nitro;

X_1 is C bonded to a H, alkoxy or nitro; and

X_2 is C bonded to a H, alkoxy or nitro;

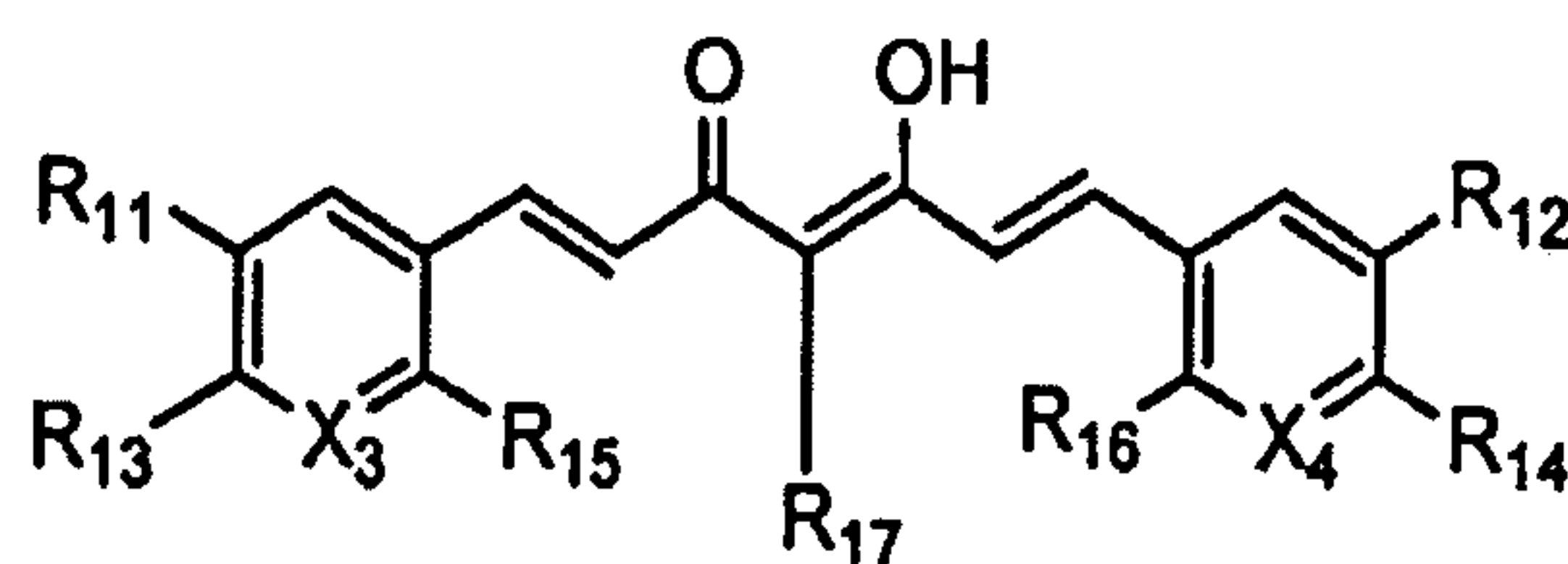
or a pharmaceutically acceptable salt thereof,

wherein for formula I, provided that the compound is not curcumin



formula II

(II)



wherein:

R_{11} and R_{12} are each independently selected from the group consisting of alkoxy, nitro, amino, and dialkylamino;

R_{13} and R_{14} are each independently selected from the group consisting of hydroxy, alkoxy, and $-OR_{18}C(O)R_{19}$, wherein R_{18} is lower alkylene and R_{19} is alkoxy;

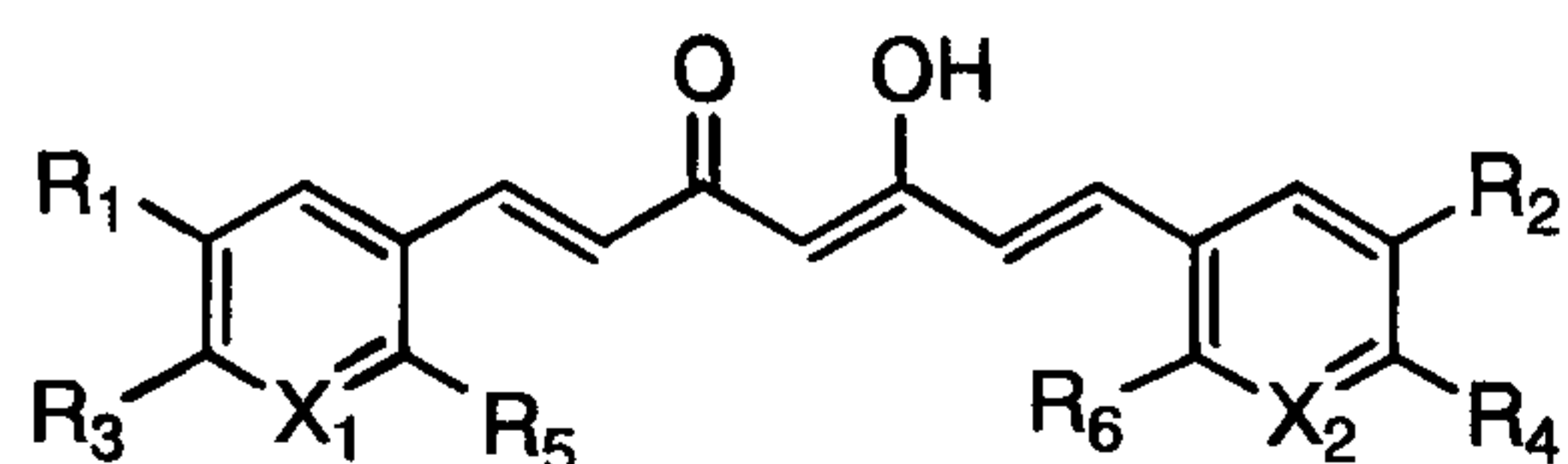
R_{15} and R_{16} are each independently selected from the group consisting of H, halogen, and nitro;

R_{17} is $-R_{20}C(O)OR_{21}$, wherein R_{20} is alkylene and R_{21} is H or alkyl;

X_3 is C bonded to a H, alkoxy or nitro; and

X₄ is C bonded to a H, alkoxy or nitro,
or a pharmaceutically acceptable salt thereof.

In accordance with another aspect of the present invention, there is provided a
pharmaceutical composition comprising a compound according to formula (I) or (II)
5 in a pharmaceutically acceptable carrier, wherein
formula (I):



wherein:

R₁ and R₂ are each independently selected from the group consisting of alkoxy,
10 nitro, amino, and dialkylamino;

R₃ and R₄ are each independently selected from the group consisting of
hydroxy, alkoxy, and -OR₇C(O)R₈, wherein R₇ is lower alkylene and R₈ is alkoxy;

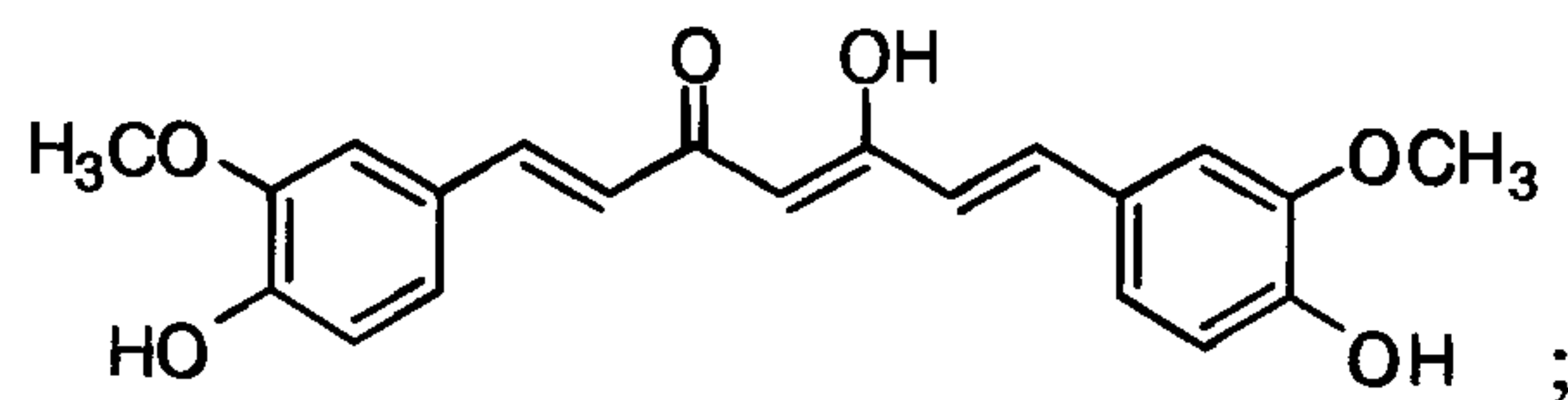
R₅ and R₆ are each independently selected from the group consisting of H,
halogen, and nitro;

15 X₁ is C bonded to a H, alkoxy or nitro; and

X₂ is C bonded to a H, alkoxy or nitro;

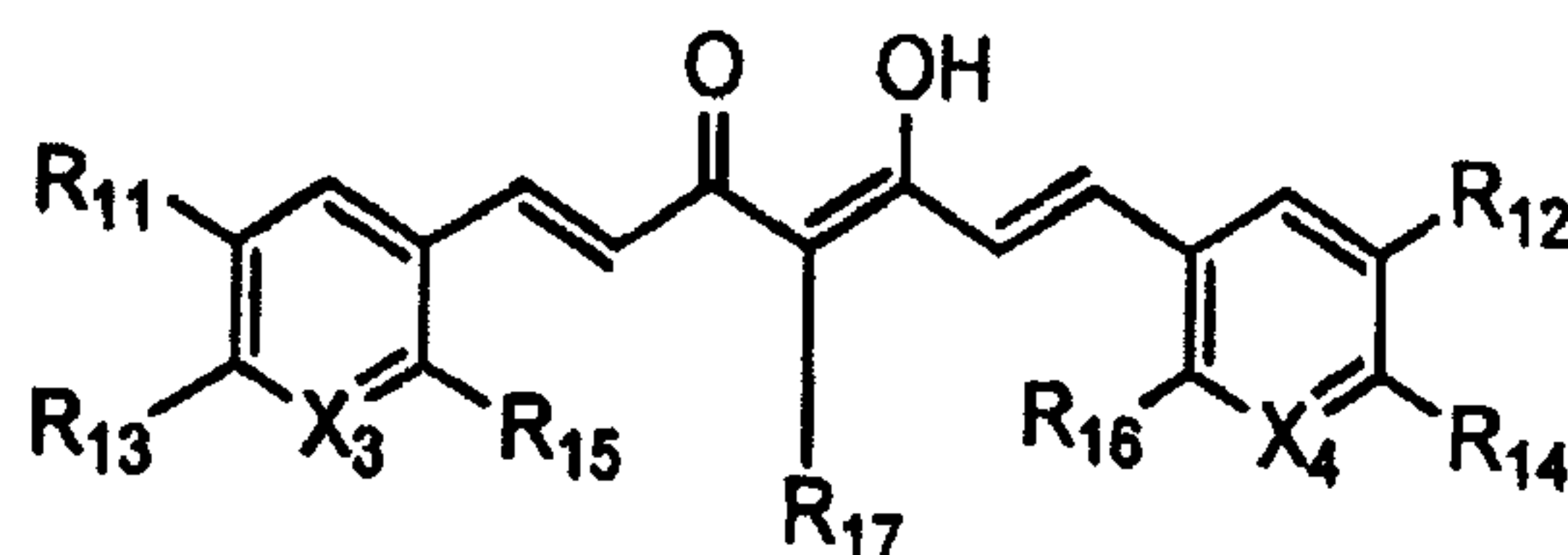
or a pharmaceutically acceptable salt thereof;

wherein for formula I, provided that the compound is not curcumin



20 formula II

(II)



wherein:

R_{11} and R_{12} are each independently selected from the group consisting of alkoxy, nitro, amino, and dialkylamino;

R_{13} and R_{14} are each independently selected from the group consisting of hydroxy, alkoxy, and $\text{—OR}_{18}\text{C(O)R}_{19}$, wherein R_{18} is lower alkylene and R_{19} is alkoxy;

R_{15} and R_{16} are each independently selected from the group consisting of H, halogen, and nitro;

R_{17} is $\text{—R}_{20}\text{C(O)OR}_{21}$, wherein R_{20} is alkylene and R_{21} is H or alkyl;

X_3 is C bonded to a H, alkoxy or nitro; and

X_4 is C bonded to a H, alkoxy or nitro;

or a pharmaceutically acceptable salt thereof, provided that:

wherein R_5 and R_6 are hydrogen

(i) R_3 is not hydroxy or methoxy when R_1 is methoxy or hydrogen, R_2 is methoxy or hydrogen, R_4 is hydroxyl or methoxy and X_1 and X_2 are, the same or different, C bonded to H or methoxy;

(ii) R_3 is not hydroxy when R_1 is ethoxy, R_2 is ethoxy, R_4 is hydroxyl and X_1 and X_2 are C bonded to H; and

(iii) R_1 and R_2 are not both methoxy or hydrogen, when R_3 and R_4 are the same, C_{1-5} alkoxy and X_1 and X_2 are C bonded to H.

Brief Description of Drawings

Figure 1 illustrates structures of curcumin analogues (1-20);

Figure 2 illustrates structures of curcumin analogues (21-44);

Figure 3A illustrates suppression of DHT-mediated MMTV transcription AR
5 activity by hydroxyflutamide (HF) and selected compounds;

Figure 3B illustrates suppression of DHT-mediated MMTV transcription AR
activity by hydroxyflutamide (HF) and selected compounds; and

Figure 3C illustrates suppression of DHT-mediated MMTV transcription AR
activity by hydroxyflutamide (HF) and selected compounds.

10

Detailed Description of the Invention

The present invention will now be described more fully hereinafter with
reference to the accompanying figures, which further illustrate the invention described
herein. This invention may, however, be embodied in different forms and should not
15 be construed as limited to the embodiments set forth herein. Rather, these
embodiments are provided so that this disclosure will be thorough and complete, and
will fully convey the scope of the invention to those skilled in the art.

The terminology used in the description of the invention herein is for the
purpose of describing particular embodiments only and is not intended to be limiting of
20 the invention. As used in the description of the invention and the appended claims, the
singular forms "a", "an" and "the" are intended to include the plural forms as well,
unless the context clearly indicates otherwise.

Unless otherwise defined, all technical and scientific terms used herein have
the same meaning as commonly understood by one of ordinary skill in the art to which
25 this invention belongs.

The term "alkyl" or "loweralkyl" as used herein refers to C1 to C4, C6 or C8
alkyl, which may be linear or branched and saturated or unsaturated.

"Cycloalkyl" is specified as such herein, and is typically C3, C4 or C5 to C6 or
C8 cycloalkyl.

30 "Alkenyl" or "loweralkenyl" as used herein likewise refers to C1 to C4 alkenyl,
and alkoxy or loweralkoxy as used herein likewise refers to C1 to C4 alkoxy.

“Alkoxy” as used herein refers to linear or branched, saturated or unsaturated oxo-hydrocarbon chains, including for example methoxy, ethoxy, propoxy, isopropoxy, butoxy, and *t*-butoxy.

The term “aryl” as used herein refers to C3 to C10 cyclic aromatic groups such as phenyl, naphthyl, and the like, and includes substituted aryl groups such as tolyl.

“Halo” as used herein refers to any halogen group, such as chloro, fluoro, bromo, or iodo.

The term “hydroxyalkyl” as used herein refers to C1 to C4 linear or branched hydroxy-substituted alkyl, i.e., -CH₂OH, -(CH₂)₂OH, etc.

The term “aminoalkyl” as used herein refers to C1 to C4 linear or branched amino-substituted alkyl, wherein the term “amino” refers to the group NR'R", wherein R' and R" are independently selected from H or lower alkyl as defined above, i.e., -NH₂, -NHCH₃, -N(CH₃)₂, etc.

The term “oxyalkyl” as used herein refers to C1 to C4 oxygen-substituted alkyl, i.e., -OCH₃, and the term “oxyaryl” as used herein refers to C3 to C10 oxygen-substituted cyclic aromatic groups.

The term “alkylenedioxy” refers to a group of the general formula -OR'O-, -OR'OR'-, or -R'OR'OR'- where each R' is independently alkyl.

“Treat” or “treating” as used herein refers to any type of treatment that imparts a benefit to a patient afflicted with a disease, including improvement in the condition of the patient (*e.g.*, in one or more symptoms), delay in the progression of the disease, prevention or delay of the onset of the disease, etc.

“Pharmaceutically acceptable” as used herein means that the compound or composition is suitable for administration to a subject to achieve the treatments described herein, without unduly deleterious side effects in light of the severity of the disease and necessity of the treatment.

“Inhibit” as used herein means that a potential effect is partially or completely eliminated.

“Androgen” as used herein refers to sex hormones generally known to those skilled in the art and include, but are not limited to, testosterone, dihydrotestosterone, and androstenedione and compounds known to act in mechanisms similar to

androgens such as androgen receptor agonists. "Androgen" relates to a hormone or compound, or a combination thereof.

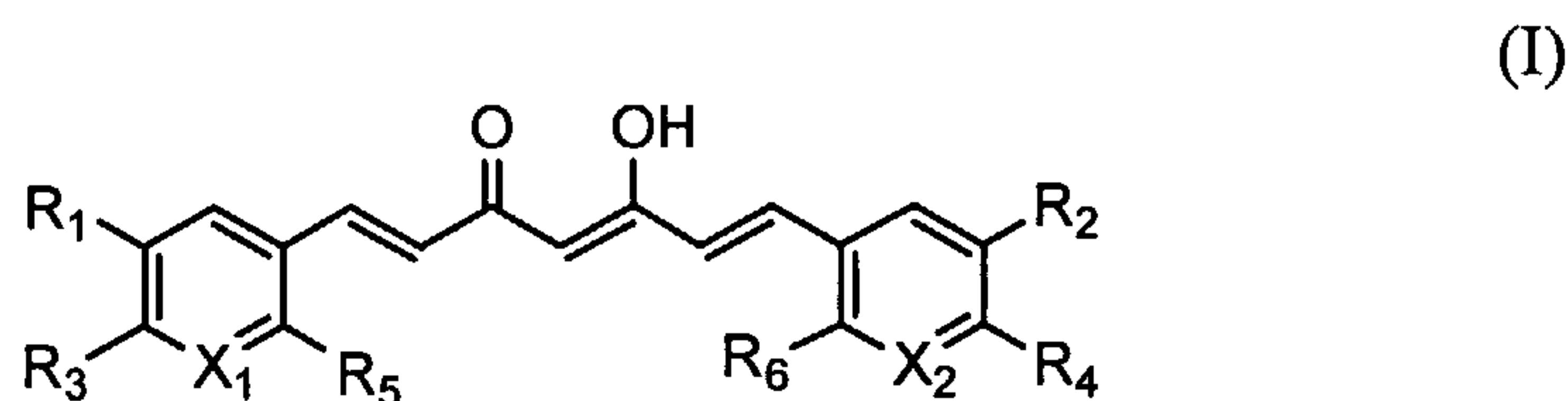
"Antiandrogen withdrawal syndrome" as used herein refers to a phenomenon characterized by either no change or an increase in serum prostate-specific antigen (PSA) concentration upon administration of antiandrogen therapy, and a subsequent decreased PSA concentration observed after withdrawal of antiandrogen therapy.

"Androgen receptor antagonist" as used herein refers to a compound that partially or completely inhibits the activity of an androgen receptor agonist.

"Androgen-related affliction" as used herein refers to conditions wherein an androgen or combination of androgens play a role in the condition observed.

The present invention is concerned primarily with the treatment of human subjects, but may also be employed for the treatment of other animal subjects (i.e., mammals, avians) for veterinary purposes. Mammals are preferred, with humans being particularly preferred.

In general, active compounds of the present invention comprise a structure according to the following formulas:



wherein:

R₁ and R₂ are each independently selected from the group consisting of alkoxy, nitro, amino, and dialkylamino;

R₃ and R₄ are each independently selected from the group consisting of hydroxy, alkoxy, and -OR₇C(O)R₈, wherein R₇ is lower alkylene and R₈ is alkoxy;

or R₁ and R₃ together are alkylendioxy;

or R₂ and R₄ together are alkylendioxy;

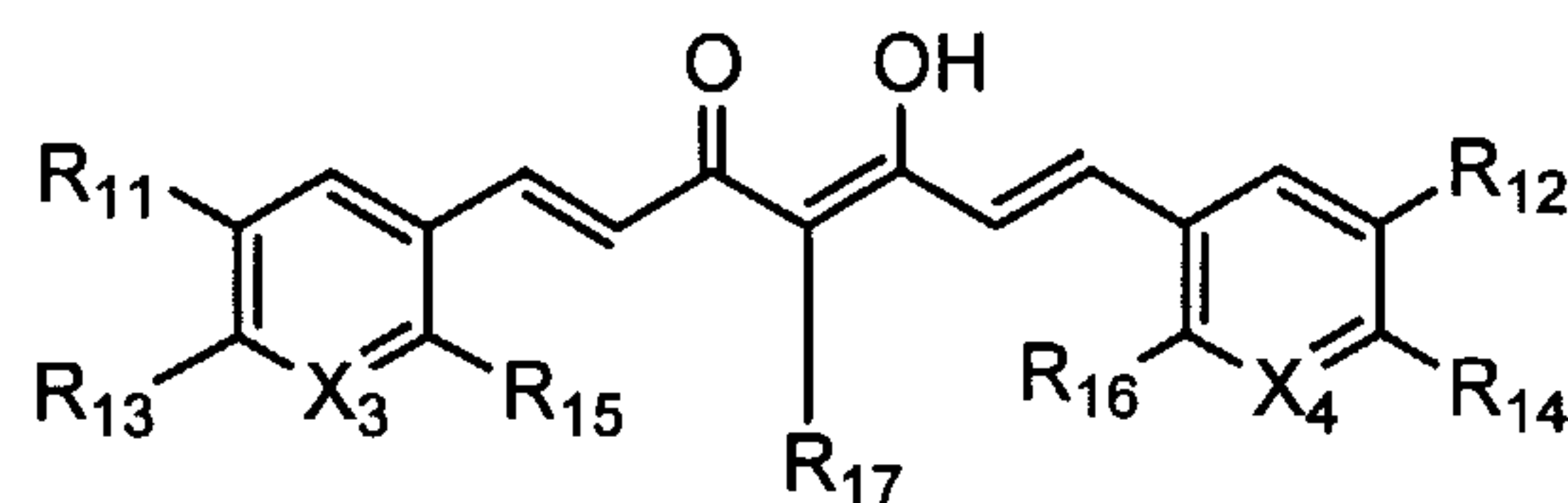
R₅ and R₆ are each independently selected from the group consisting of H, halogen, and nitro;

X₁ is N, or X₁ is C bonded to a H, alkoxy or nitro; and

X_2 is N, or X_2 is C bonded to a H, alkoxy or nitro;

5

(II)



10

wherein:

R_{11} and R_{12} are each independently selected from the group consisting of alkoxy, nitro, amino, and dialkylamino;

R_{13} and R_{14} are each independently selected from the group consisting of hydroxy, alkoxy, and $-OR_{18}C(O)R_{19}$, wherein R_{18} is lower alkylene and R_{19} is alkoxy.

15

or R_{11} and R_{13} together are alkylendioxy;

or R_{12} and R_{14} together are alkylendioxy;

R_{15} and R_{16} are each independently selected from the group consisting of H, halogen, and nitro;

20

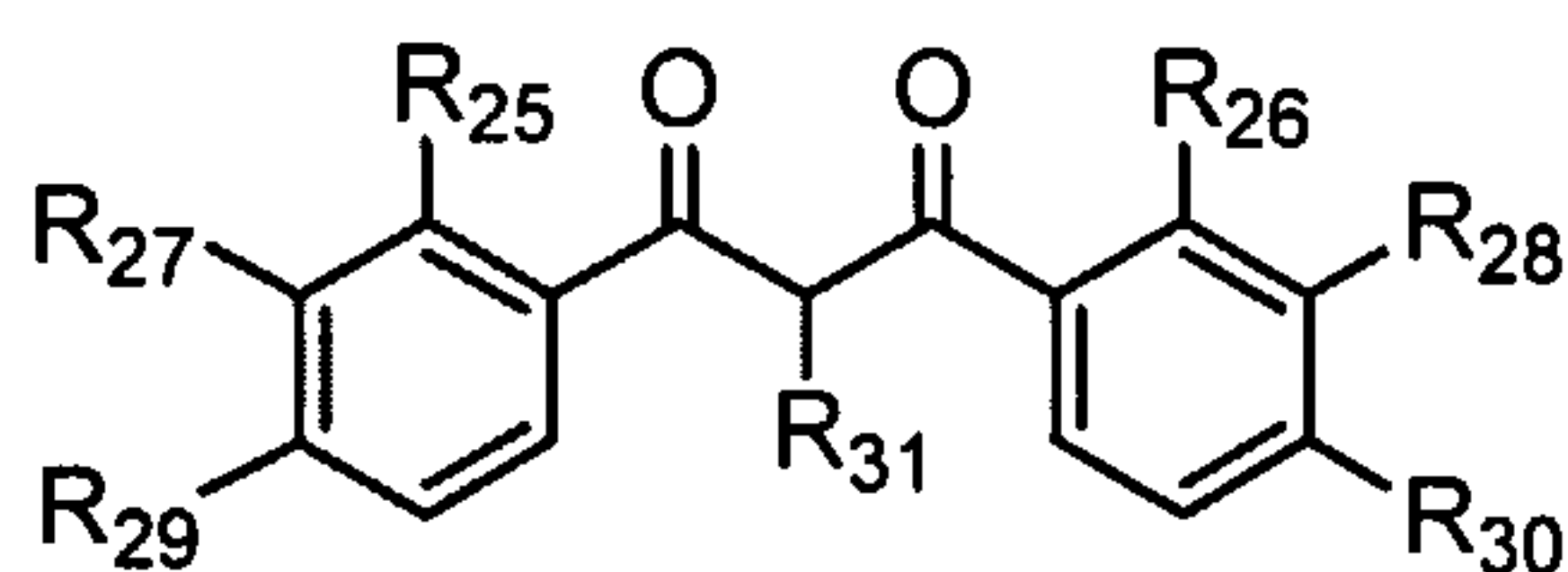
R_{17} is $--R_{20}C(O)OR_{21}$, wherein R_{20} is alkylene and R_{21} is H or alkyl;

X_3 is N, or X_3 is C bonded to a H, alkoxy or nitro; and

X_4 is N, or X_4 is C bonded to a H, alkoxy or nitro; and

25

(III)



30

wherein:

R_{25} and R_{26} are each independently H or lower alkyl;

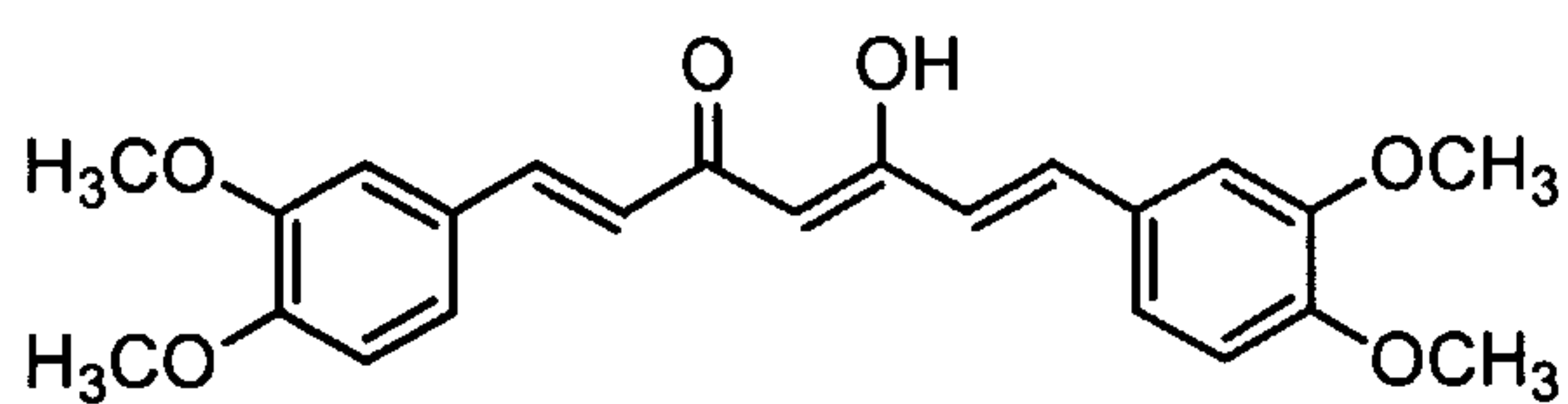
R_{27} , R_{28} , R_{29} and R_{30} are each alkoxy;

R_{31} is H or lower alkyl.

5 A. Specific compounds

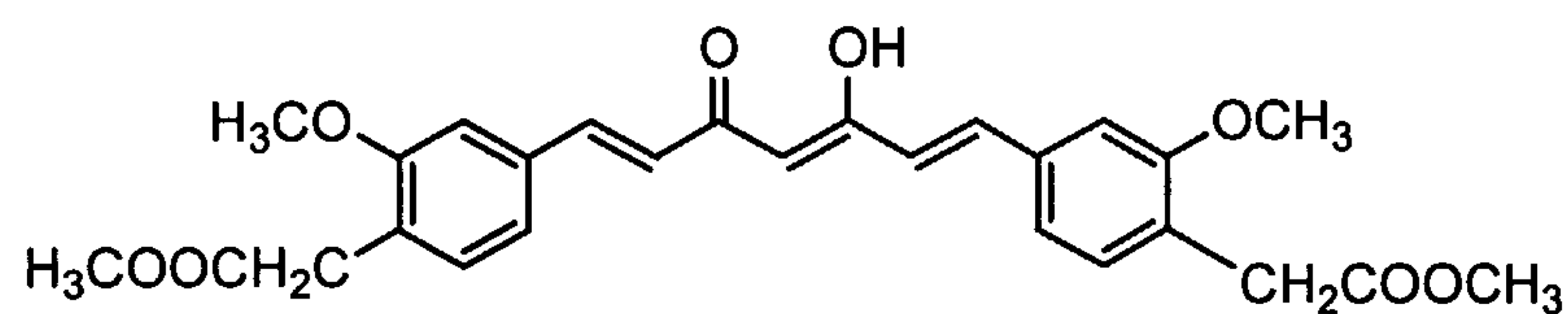
Specific compounds within the scope of the present invention include, but are not limited to:

S-1



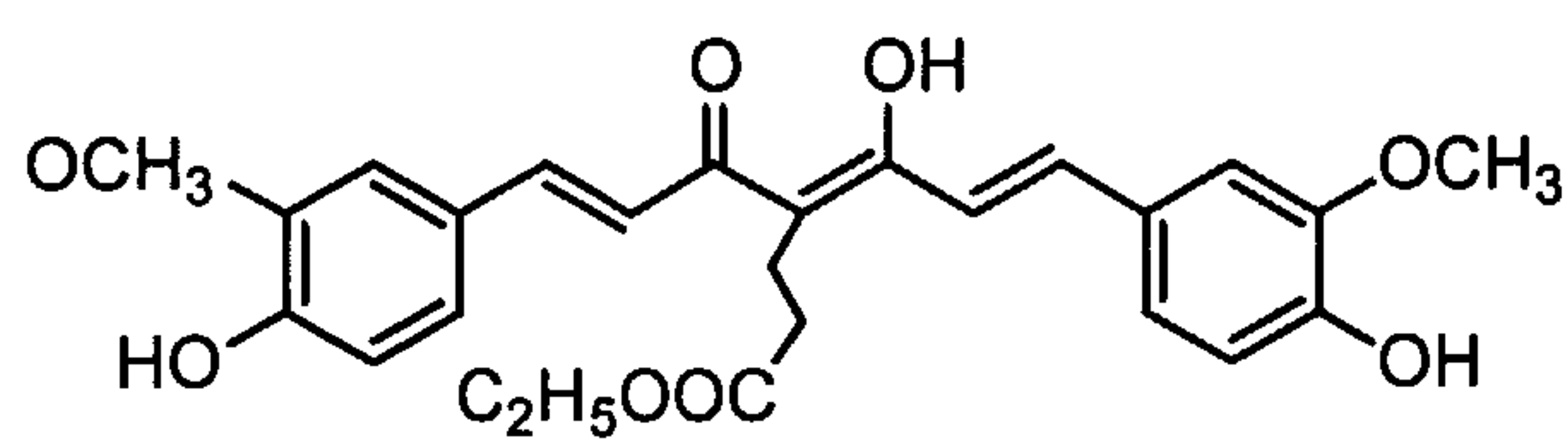
10

S-2



15

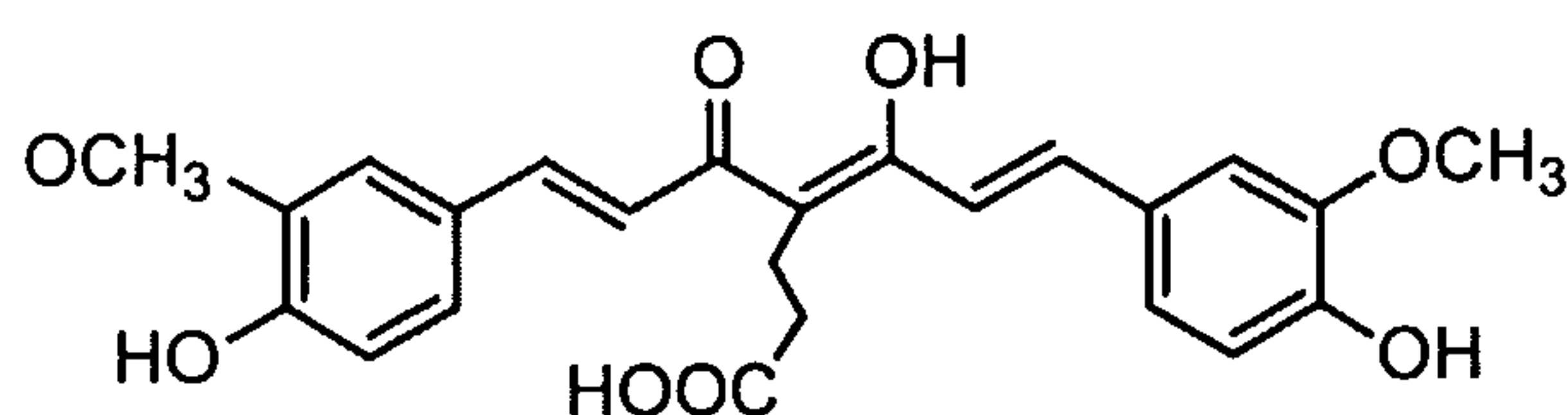
S-3



20

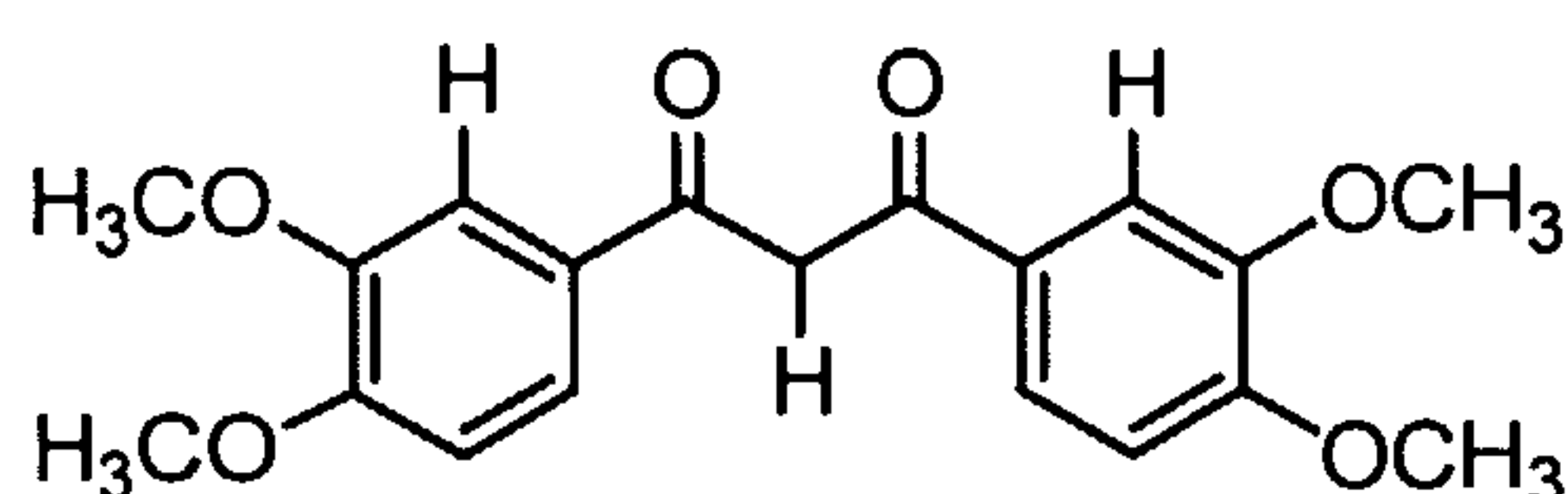
S-4

25



5

S-5



10 B. Synthesis of Compounds

Variations on the following general synthetic methods will be readily apparent to those skilled in the art and are deemed to be within the scope of the present invention.

Figures 1 and 2 show the structures of curcumin analogues and 1,3-diaryl-1,3-diketopropane derivatives. Curcumin (**1**), demethoxycurcumin (**2**) and bisdemethoxycurcumin (**3**) were obtained by column chromatography (silica gel, CHCl₃-MeOH) of commercially available curcumin (Aldrich), which contained **2** and **3** as minor components. Treatment of **1** with diazomethane gave dimethylated curcumin (**4**) and monomethylated curcumin (**9**). Methylation of **1** with methyl iodide and K₂CO₃ furnished the trimethylated derivative **10**, in which a methyl group was also introduced at the C-4 position. Compounds **5–8** were synthesized by heating **1–4** with histidine hydrazide, AcOH and *p*-TsOH overnight. Hydrogenation of **1** with 10% Pd-C gave a mixture of **11–13**. Similarly, compounds **14–16** and **17–18** were obtained by hydrogenation of **4**, and **10**, respectively. Heating **1** with methyl
25 chloroacetate, NaI and K₂CO₃ in acetone furnished a mixture of monomethoxycarbonylmethyl ether **18** and bis-methoxycarbonylmethyl ether **19**, which were separated by preparative TLC (PLC). Compounds **21–23** were prepared from benzene or vanillin and ethyl 4-acetyl-5-oxohexanoate by a method known in the art. Pedersen et al., *Liebigs Ann. Chem.*, 1557-1569 (1985). Compounds **21–23**

constitute an unseparable mixture of keto-enol tautomeric isomers. The syntheses of **24-38** were described in our previous paper. Ishida et al., *Cancer Lett.*, 159. 135-140 (2000). Compounds **39-44** were purchased from Aldrich, Inc (Milwaukee, WI).

5 **C. Pharmaceutically acceptable salts**

 The term "active agent" as used herein, includes the pharmaceutically acceptable salts of the compound. Pharmaceutically acceptable salts are salts that retain the desired biological activity of the parent compound and do not impart undesired toxicological effects. Examples of such salts are (a) acid addition salts
10 formed with inorganic acids, for example hydrochloric acid, hydrobromic acid, sulfuric acid, phosphoric acid, nitric acid and the like; and salts formed with organic acids such as, for example, acetic acid, oxalic acid, tartaric acid, succinic acid, maleic acid, fumaric acid, gluconic acid, citric acid, malic acid, ascorbic acid, benzoic acid, tannic acid, palmitic acid, alginic acid, polyglutamic acid, naphthalenesulfonic acid,
15 methanesulfonic acid, p-toluenesulfonic acid, naphthalenedisulfonic acid, polygalacturonic acid, and the like; and (b) salts formed from elemental anions such as chlorine, bromine, and iodine.

 Active agents used to prepare compositions for the present invention may alternatively be in the form of a pharmaceutically acceptable free base of active agent.
20 Because the free base of the compound is less soluble than the salt, free base compositions are employed to provide more sustained release of active agent to the target area. Active agent present in the target area which has not gone into solution is not available to induce a physiological response, but serves as a depot of bioavailable drug which gradually goes into solution.

25

D. Pharmaceutical Formulations

 The curcumin analogues of the present invention are useful as pharmaceutically active agents and may be utilized in bulk form. More preferably, however, these compounds are formulated into pharmaceutical formulations for

administration. Any of a number of suitable pharmaceutical formulations may be utilized as a vehicle for the administration of the compounds of the present invention.

The compounds of the present invention may be formulated for administration for the treatment of a variety of conditions. In the manufacture of a pharmaceutical
5 formulation according to the invention, the compounds of the present invention and the physiologically acceptable salts thereof, or the acid derivatives of either (hereinafter referred to as the "active compound") are typically admixed with, *inter alia*, an acceptable carrier. The carrier must, of course, be acceptable in the sense of being compatible with any other ingredients in the formulation and must not be
10 deleterious to the patient. The carrier may be a solid or a liquid, or both, and is preferably formulated with the compound as a unit-dose formulation, for example, a tablet, which may contain from 0.5% to 95% by weight of the active compound. One or more of each of the active compounds may be incorporated in the formulations of the invention, which may be prepared by any of the well-known techniques of
15 pharmacy consisting essentially of admixing the components, optionally including one or more accessory ingredients.

The formulations of the invention include those suitable for oral, rectal, topical, buccal (e.g., sub-lingual), parenteral (e.g., subcutaneous, intramuscular, intradermal, or intravenous) and transdermal administration, although the most
20 suitable route in any given case will depend on the nature and severity of the condition being treated and on the nature of the particular active compound which is being used.

Formulations suitable for oral administration may be presented in discrete units, such as capsules, cachets, lozenges, or tablets, each containing a predetermined
25 amount of the active compound; as a powder or granules; as a solution or a suspension in an aqueous or non-aqueous liquid; or as an oil-in-water or water-in-oil emulsion. Such formulations may be prepared by any suitable method of pharmacy which includes the step of bringing into association the active compound and a suitable carrier (which may contain one or more accessory ingredients as noted
30 above).

In general, the formulations of the invention are prepared by uniformly and intimately admixing the active compound with a liquid or finely divided solid carrier,

or both, and then, if necessary, shaping the resulting mixture. For example, a tablet may be prepared by compressing or molding a powder or granules containing the active compound, optionally with one or more accessory ingredients. Compressed tablets may be prepared by compressing, in a suitable machine, the compound in a free-flowing form, such as a powder or granules optionally mixed with a binder, lubricant, inert diluent, and/or surface active/dispersing agent(s). Molded tablets may be made by molding, in a suitable machine, the powdered compound moistened with an inert liquid binder.

Formulations suitable for buccal (sub-lingual) administration include lozenges comprising the active compound in a flavoured base, usually sucrose and acacia or tragacanth; and pastilles comprising the compound in an inert base such as gelatin and glycerin or sucrose and acacia.

Formulations of the present invention suitable for parenteral administration conveniently comprise sterile aqueous preparations of the active compound, which preparations are preferably isotonic with the blood of the intended recipient. These preparations may be administered by means of subcutaneous, intravenous, intramuscular, or intradermal injection. Such preparations may conveniently be prepared by admixing the compound with water or a glycine buffer and rendering the resulting solution sterile and isotonic with the blood.

Formulations suitable for rectal administration are preferably presented as unit dose suppositories. These may be prepared by admixing the active compound with one or more conventional solid carriers, for example, cocoa butter, and then shaping the resulting mixture.

Formulations suitable for topical application to the skin preferably take the form of an ointment, cream, lotion, paste, gel, spray, aerosol, or oil. Carriers which may be used include vaseline, lanoline, polyethylene glycols, alcohols, transdermal enhancers, and combinations of two or more thereof.

Formulations suitable for transdermal administration may be presented as discrete patches adapted to remain in intimate contact with the epidermis of the recipient for a prolonged period of time. Formulations suitable for transdermal administration may also be delivered by iontophoresis (*see, for example, Pharmaceutical Research* 3(6):318 (1986)) and typically take the form of an

optionally buffered aqueous solution of the active compound. Suitable formulations comprise citrate or bis\tris buffer (pH 6) or ethanol/water and contain from 0.01 to 0.2M active ingredient.

5 E. Methods of Use

In addition to the compounds of the formulas described herein, the present invention also provides useful therapeutic methods. For example, the present invention provides a method of inducing cytotoxicity against tumor cells, antitumor-promoting activities, anti-inflammatory activity. More specifically, the present
10 invention provides a method of inducing androgen receptor antagonist activity. The androgen receptor antagonist activity is a useful means of inhibiting androgen related tumor or cancer cell growth.

Cancer cells which may be inhibited include cells from skin cancer, small cell lung cancer, testicular cancer, lymphoma, leukemia, esophageal cancer, stomach
15 cancer, colon cancer, breast cancer, endometrial cancer, ovarian cancer, central nervous system cancer, liver cancer and prostate cancer.

The present invention also provides a method of treating cancer in a subject afflicted with cancer. These subjects also include subjects afflicted with antiandrogen withdrawal syndrome. The method includes administering to the subject in an
20 effective cancer-treating amount a compound of the formulas of the present invention. The method is useful for the treatment of a variety of cancer cells which include but are not limited to skin cancer, small cell lung cancer, testicular cancer, lymphoma, leukemia, esophageal cancer, stomach cancer, colon cancer, breast cancer, ovarian cancer, central nervous system cancer, liver cancer and prostate cancer.

25 Compounds with anti-androgen activity also have the potential to be therapeutically useful for treatment of androgen-potentiated hair disorders such as baldness and hirsutism. Anti-androgenic compounds may also be therapeutically useful as a form of male contraception where it is generally known and understood by those skilled in the art that androgens are required to maintain spermatogenesis.
30 Additionally, compounds with anti-androgenic activity may be useful for the treatment of behavioral disorders which include, but are not limited to, aggressiveness, violent behavior and sexual aggression. Anti-androgenic compounds

may also be therapeutically useful for the treatment of acne due to the altered levels of hormones, including androgens, associated with acne disorders.

Subjects which may be treated using the methods of the present invention are typically human subjects although the methods of the present invention may be useful
5 for veterinary purposes with other subjects, particularly mammalian subjects including, but not limited to, horses, cows, dogs, rabbits, fowl, sheep, and the like. As noted above, the present invention provides pharmaceutical formulations comprising the compounds of formulae described herein, or pharmaceutically acceptable salts thereof, in pharmaceutically acceptable carriers for any suitable route of
10 administration, including but not limited to oral, rectal, topical, buccal, parenteral, intramuscular, intradermal, intravenous, and transdermal administration.

The therapeutically effective dosage of any specific compound will vary somewhat from compound to compound, patient to patient, and will depend upon the condition of the patient and the route of delivery. As a general proposition, a dosage
15 from about 0.1 to about 50 mg/kg will have therapeutic efficacy, with still higher dosages potentially being employed for oral and/or aerosol administration. Toxicity concerns at the higher level may restrict intravenous dosages to a lower level such as up to about 10 mg/kg, all weights being calculated based upon the weight of the active base, including the cases where a salt is employed. Typically a dosage from about 0.5
20 mg/kg to about 5 mg/kg will be employed for intravenous or intramuscular administration. A dosage from about 10 mg/kg to about 50 mg/kg may be employed for oral administration.

The present invention is explained in greater detail in the following non-limiting examples.

25

EXAMPLES

A. Materials and Methods

Compounds 1–3 were obtained by column chromatography (silica gel, CHCl₃-MeOH) of commercially available curcumin (Aldrich), which contained 2 and 3 as
30 minor components. Compounds 39–44 were purchased from Aldrich, Inc (Milwaukee, WI).

Dimethylcurcumin (4). Curcumin (1) in Et₂O and MeOH was treated with excess of diazomethane in ether for 24 h. The solvents were removed *in vacuo* and the residue was purified by silica gel column chromatography and PLC to yield yellow needles of 4 (yield 19.8%); mp 129-130°C (MeOH) (Roughley et al., *J. Chem. Soc. Perkin I*, 2379-2388 (1973))(128-130°C); ¹H NMR (300 MHz, CDCl₃): δ 3.93 (12H, s, OCH₃ x 4), 5.82 (1H, s, 1-H), 6.48 (2H, d, 16Hz), 6.88 (2H, d, *J* = 8Hz), 7.08 (2H, bs), 7.15 (2H, bd), 7.61 (2H, *J* = 16Hz); ¹³CNMR (300 MHz, CDCl₃): δ 55.9, 56.0, 101.3, 109.8, 111.1, 122.0, 122.6, 128.1, 140.4, 149.2, 151.0, 183.2.

Preparation of pyrazol derivative (8). To a solution of 1–4 in butanol and ethanol were added histidine hydrazide (1 equiv.), acetic acid and *p*-TsOH. The solution was refluxed for 24h, and then the solvent was removed *in vacuo*. The residue was purified by silica gel column chromatography and PLC.

Compound 8. Yellow powder (yield 17.5%), mp 166-168°C (MeOH); ¹H NMR (300 MHz, CDCl₃): δ 3.92 (6H, s, OCH₃ x 2), 3.94 (6H, s, OCH₃ x 2), 6.62 (1H, s, 1-H), 6.86 (2H, d, *J* = 8Hz), 6.93 (2H, d, *J* = 16Hz), 7.04 (2H, dd, *J* = 8, 2Hz), 7.06 (2H, bs), 7.05 (2H, d, *J* = 16Hz); ¹³CNMR (300 MHz, CDCl₃): δ 55.8, 55.9, 99.6, 108.6, 111.2, 115.8, 120.1, 129.7, 130.6, 149.1, 149.3; Anal. calcd. for C₂₃H₂₄N₂O₄·1.1/4H₂O: Theory: C, 66.57; H, 6.44; N, 6.75. Found C, 66.44; H, 6.19; N, 6.27.

Monomethylcurcumin (9). Curcumin (1) in MeOH was treated with excess diazomethane in Et₂O for 24 h. After removal of solvents, the residue was purified by silica gel column chromatography and PLC to yield a yellow amorphous solid (yield 20%); mp 89-91°C, [α]_D -3.6 (*c*=1.14, CHCl₃); ¹H NMR (300 MHz, CDCl₃): δ 3.93 (9H, s, OCH₃ x 3), 5.81 (1H, s, 1-H), 5.94 (1H, bs, OH), 6.49 (2H, bd, *J* = 15Hz), 6.93 (1H, d, *J* = 8Hz), 6.97 (1H, d, *J* = 8Hz), 7.10 (4H, m), 7.60 (2H, bd, *J* = 15Hz); EIMS *m/z* 382 (M⁺), HRFABMS 382.1396 (M+H⁺) (calcd for C₂₂H₂₂O₆: 382.1416).

Hydrogenation of 1, 4 and 10 (11–18). A solution of starting material in EtOAc was shaken with 10% Pd-C under H₂ (45psi) overnight using a Parr's

apparatus. The solution was filtered and concentrated *in vacuo* to give a residue, which was purified by silica gel column chromatography and PLC.

Tetrahydrocurcumin (11). White powder, mp 92-93°C (Roughley et al., *J. Chem. Soc. Perkin I*, 2379-2388 (1973), 95-96°C), ¹H NMR (300 MHz, CDCl₃): δ 2.53-2.58 (3H, m), 2.78-2.88 (5H, m), 3.87 (6H, s, OCH₃ x 2), 5.43 (1H, s, 1-H), 5.50 (2H, s, ArOH), 6.65 (2H, d, *J* = 8Hz), 6.69 (2H, s), 6.83 (2H, d, *J* = 8Hz); ¹³CNMR (300 MHz, CDCl₃): δ 31.3, 40.4, 55.8, 99.8, 111.0, 114.3, 120.8, 132.6, 144.0, 146.4 and 193.2.

Hexahydrocurcumin (12). White powder, mp 87-88°C (Roughley, P.J. et al., *J. Chem. Soc. Perkin I*, 2379-2388 (1973), 78-80°C), ¹H NMR (300 MHz, CDCl₃): δ 1.60-1.81 (2H, m), 2.53-2.97 (8H, m), 3.85 (6H, s, OCH₃ x 2), 4.06 (1H, m, 2-H), 6.70 (4H, m), 6.80 (2H, d, *J* = 8Hz); ¹³CNMR (300 MHz, CDCl₃): δ 29.7, 31.7, 38.8, 45.8, 49.8, 56.3, 67.4, 111.5, 111.6, 114.8, 114.9, 121.2, 121.4, 133.0, 134.2, 144.2, 144.5, 146.9, 147.9 and 211.9.

Octahydrocurcumin (13). Colorless oil, ¹H NMR (300 MHz, CDCl₃): δ 1.61 (2H, m), 1.75 (4H, m), 2.53-2.70 (4H, m), 3.80 (6H, s, OCH₃ x 2), 3.91 (2H, brs), 6.13 (2H, s, ArOH), 6.65 (2H, d, *J* = 8Hz), 6.69 (2H, bs), 6.82 (2H, bd, *J* = 8Hz), ¹³CNMR (300 MHz, acetone-*d*₆): δ 31.1, 39.8, 42.6, 35.6, 72.0, 111.0, 114.3, 120.6, 133.6, 143.6 and 146.4.

Compound 14. White powder (yield 26.0%), mp 60-61°C, ¹H NMR (300 MHz, CDCl₃): δ 2.56 (3H, m), 2.86 (5H, m), 3.85 (12H, s, OCH₃ x 4), 5.44 (1H, s, 1-H), 6.71 (4H, m), 6.78 (2H, bd); Anal. calcd. for C₂₃H₂₈O₆·1/4H₂O: Theory: C, 68.21; H, 7.09. Found C, 68.25; H, 7.06.

Compound 15. White powder (yield 20.0%), mp 94-95°C, ¹H NMR (300 MHz, CDCl₃): δ 1.65-1.80 (2H, m), 2.53-2.84 (8H, m), 3.85 (12H, s, OCH₃ x 4), 4.05 (1H, bs, 2'-H), 6.68-7.23 (4H, m), 6.79 (2H, bd), Anal. calcd. for C₂₃H₃₀O₆·1/4H₂O: Theory: C, 67.88; H, 7.55. Found C, 67.73; H, 7.49.

Compound 16. Colorless oil (yield 4.2%), mp 60-61°C, ^1H NMR (300 MHz, CDCl_3): δ 1.55-1.65 (4H, m), 1.73-1.82 (3H, m), 2.60-2.72 (3H, m), 3.86 (6H, s, $\text{OCH}_3 \times 2$), 3.87 (8H, bs, $\text{OCH}_3 \times 2$, 2,2'-H), 6.72-6.78 (4H, m), 6.79 (2H, bd), 7.27 (2H, s, OH $\times 2$), EIMS m/z : 404 (M^+), HRFAB-MS m/z 404.219070 ($\text{M}+\text{H}^+$)
5 (calcd for $\text{C}_{23}\text{H}_{32}\text{O}_6$: 404.2198891).

Compound 17. Colorless oil (yield 5.9%), ^1H NMR (300 MHz, CDCl_3): δ 1.10 (3H, d), 1.80 (1H, m), 2.43-2.82 (8H, m), 3.86 (6H, s, $\text{OCH}_3 \times 2$), 3.87 (6H, s, $\text{OCH}_3 \times 2$), 3.94 (1H, bs, 2'-H), 6.70-6.78 (6H, m), EIMS m/z 416 (M^+).

Compound 18. Colorless oil (yield 6.95%), ^1H NMR (300 MHz, CDCl_3): δ
10 0.95 (3H, d, 1- CH_3), 1.52 (1H, m), 1.84 (2H, m), 2.67 (6H, m), 3.83 (14H, bs, $\text{OCH}_3 \times 4$, 2, 2'-H), 6.78 (6H, m); EIMS m/z : 418 (M^+), HRFAB-MS m/z 418.236618 ($\text{M}+\text{H}^+$) (calcd for $\text{C}_{24}\text{H}_{34}\text{O}_6$: 418.2355392).

Preparation of 19 and 20. A mixture of curcumin (1, 100 mg, 0.81 mmol) in acetone (20 mL) with methylchloroacetate (2 mL) and NaI (20 mg) was refluxed with
15 anhydrous potassium carbonate (176 mg) for 24 h with stirring. After filtration and removal of solvent, the residue was purified by silica gel column chromatography to yield the corresponding methyl acetates **19** and **20**.

Compound 19: Yellow powder (yield 20.0%), mp 60-61°C, mp 66-67°C, $[\alpha]_D -2.4$ ($c = 2.08$, CHCl_3); ^1H NMR (300 MHz, acetone- d_6): δ 3.73 (3H, s, -
20 COOCH_3), 3.86 (6H, s, $\text{OCH}_3 \times 2$), 4.79 (2H, s, $\text{O-CH}_2\text{-COO}$), 5.99 (1H, s, 1-H), 6.70 and 6.73 (both 1H, d, $J = 15.3\text{Hz}$), 6.88 (1H, d, $J = 8\text{Hz}$), 6.94 (1H, d, $J = 8\text{Hz}$), 7.17 (2H, m), 7.33 (2H, m), 7.59 and 7.61 (both 1H, d, $J = 15.3\text{Hz}$), ^{13}C NMR (300 MHz, CDCl_3): δ 51.8, 55.9, 55.9, 65.9, 101.4, 111.2, 111.6, 114.3, 115.9, 121.8, 122.6, 123.0, 123.5, 127.6, 128.7, 129.8, 140.3, 141.3, 148.4, 149.8, 150.0, 150.4,
25 169.4, 183.4, 184.6; Anal. calcd. for $\text{C}_{24}\text{H}_{24}\text{O}_8 \cdot 3/4\text{H}_2\text{O}$: Theory: C, 63.50; H, 5.66. Found C, 63.53; H, 5.65.

Compound 20: Yellow powder (yield 20.0%), mp 141-142°C (MeOH), $[\alpha]_D -0.29$ ($c = 5.86$, CHCl_3); ^1H NMR (300 MHz, CDCl_3): δ 3.80 (6H, s), 3.93 (6H, s),

4.73 (4H, s, O-CH₂-COO x 2), 5.82 (1H, s, 1-H), 6.50 (2H, d, $J = 16\text{Hz}$), 6.79 (2H, d, $J = 8\text{Hz}$), 7.09 (4H, bs), 7.58 (2H, d, $J = 16\text{Hz}$), ¹³C NMR (300 MHz, CDCl₃): δ 52.3, 56.0, 66.0, 101.4, 110.7, 113.6, 122.0, 122.7, 129.5, 140.1, 149.0, 149.7, 169.0, 183.1; Anal. calcd. for C₂₇H₂₈O₁₀•1/2H₂O: Theory: C, 62.18; H, 5.60. Found C, 62.31; H, 5.57.

Compound 21: Yellow amorphous solid (yield 3.0%), ¹H NMR (300 MHz, CDCl₃): δ 2.58 (2H, m), 2.95 (2H, m), 7.12 (2H, d, $J = 15\text{Hz}$), 7.40 (6H, m), 7.60 (4H, m), 7.81 (2H, d, $J = 15\text{Hz}$), 12.65 (1H, bs); Anal. calcd. for C₂₂H₂₀O₄: Theory: C, 75.84, H, 5.79. Found C, 75.56, H, 5.74.

Compound 22: Yellow amorphous solid (yield 25.0%), Anal. calcd. for C₂₆H₂₈O₈: Theory: C, 66.66, H, 6.02. Found C, 66.38, H, 6.16.

Compound 23: Yellow powder (yield 45.0%), mp 144-146°C (MeOH) (Pedersen et al., *Liebigs Ann. Chem.* 1557-1569 (1985), 71-73°C (CH₂Cl₂)) Anal. calcd. for C₂₄H₂₆O₈•2•1/2H₂O: Theory: C, 59.87; H, 5.23. Found C, 59.94; H, 5.11.

The structures of **1-4**, **10-13**, **22**, and **23** were confirmed by comparison of their physical spectral data with those reported in the literature. Pedersen et al., *Liebigs Ann. Chem.* 1557-1569 (1985), Roughley et al., *J. Chem. Soc. Perkin I*, 2379-2388 (1973).

Elemental Analysis Data for New Compounds

Compound		Calculated			Found		
Formula		C	H	N	C	H	N
8	C ₂₃ H ₂₄ N ₂ O ₄ •1/4H ₂ O	66.57	6.44	6.75	66.44	6.19	6.27
14	C ₂₃ H ₂₈ O ₆ •1/4H ₂ O	68.21	7.09	--	68.25	7.06	--
15	C ₂₃ H ₃₀ O ₆ •1/4H ₂ O	67.88	7.55	--	67.73	7.49	--
19	C ₂₄ H ₂₄ O ₈ •3/4H ₂ O	63.50	5.66	--	63.53	5.65	--
20	C ₂₇ H ₂₈ O ₁₀ •1/2H ₂ O	62.18	5.60	--	62.31	5.57	--
21	C ₂₂ H ₂₀ O ₄	75.84	5.79	--	75.56	5.74	--

B. Suppression of DHT-Mediated Transcription Activity.

Cell Culture and Transfections. Human prostate cancer DU145 and PC-3 cells were maintained in Dulbecco's minimum essential medium (DMEM) containing penicillin (25 units/mL), streptomycin (25 µg/mL), and 10% fetal calf serum (FCS).

5 For AR transactivation assay, PC-3 cells were transfected with an AR expression plasmid and reporter gene. Because of a low content of endogenous AR coactivators, DU-145 cells were transfected with expression plasmids for AR and ARA70, and reporter gene. The conditions were followed as previously described in Miyamoto et al., *Proc. Natl. Acad. Sci. USA*, 95, 7379-7384 (1998), with minor modifications.

10 Transfections were performed using the SuperFect kit according to manufacturer's procedures (Qiagen, Chatsworth, CA). Briefly, 1×10^5 cells were

plated on 35-mm dishes 24 h before transfection, and then a reporter plasmid, MMTV-Luciferase, which contains MMTV-LTR promoter and AR-binding element, was co-transfected with an AR expression plasmid (wild type or mutant), or pSG5ARA70. PRL-TK was used as an internal control for transfection efficiency.

5 The total amount of DNA was adjusted to 3.0 g with pSG5 in all transcriptional activation assays. After a 2 h transfection, the medium was changed to DMEM-10% charcoal stripped serum medium, and 14–16 h later, the cells were treated with DHT, antiandrogen, or test compounds. After another 14–16 h, the cells were harvested and tested for luciferase activity in luciferase assays (Promega, Dual Luciferase Assay
10 System, Madison, WI). Data were expressed in relative luciferase activity as compared to an internal luciferase positive control.

C. Results and Discussion

The aim of this work was to investigate novel curcumin analogues for
15 antiandrogen receptor antagonist activity. The synthesis and evaluation of novel curcumin analogues as antiandrogen receptor antagonists and antitumor agents are reported herein.

Forty-seven curcumin derivatives (1-47) were tested for antagonistic activity against the AR using two different human prostate cancer cells, PC-3 and DU-145
20 (Figures 3A–C). The parental compound, curcumin (1), was inactive in all cases. However, dimethylated curcumin (4) showed significant antagonistic activity (reducing 70% of DHT-induced AR activity) when assayed in PC-3 cells transfected with wild-type AR and was more potent than HF (which reduced 16% of DHT-induced AR activity, Figure 3A). Compound 4 also showed the highest antagonist
25 activity when assayed in DU-145 cells transfected with a mutant LNCaP AR and ARA70 (showing a 45% reduction in DHT-induced AR activity, Figure 3B), indicating that compound 4 is an effective antagonist for both normal and mutant AR.

To determine the structural requirements for AR antagonist activity in this series of compounds, a structure-activity relationship (SAR) study was conducted in a
30 PC-3 cell assay system. Compared with 4, monomethylated curcumin (9) lacks one *O*-methyl groups at the *p*-position on one benzene ring, and was significantly less active than 4 (Figure 3B). Thus, the bis(3,4-dimethoxyphenyl) groups of 4 are

important to the activity. Introducing a methyl group at C-4 of **4** (**10**) resulted in decreased activity (Figure 3B). Compounds **14** and **15**, which were obtained by hydrogenation of **4**, were as potent as HF with an 18% reduction in DHT-induced AR activity, but were considerably less active compared to **4** (Figure 3A). Converting the β -diketone moiety of **4** to the corresponding pyrazol derivative **8** greatly reduced the activity. Furthermore, 1,3-bis(3,4-dimethoxyphenyl)-1,3-propanedione (**39**), which contains the bis-aryl groups found in **4** but lacks the conjugated double bonds, was less active than **4** (Figure 3A and 3B), indicating that the conjugated double bonds also contribute to the activity of **4**. These observations suggested that the bis(3,4-dimethoxyphenyl) groups and the conjugated β -diketone moiety are crucial for the activity.

Data in Figure 3C show a somewhat different cell assay system where antiandrogen activity was assayed in DU-145 cells transfected with wild-type AR and ARA70. Compounds **4**, **20**, **22**, **23**, and **39** showed comparable or more potent antiandrogen activity than HF in this assay system. Compounds **20** and **22** were almost equipotent (54% and 53.8% reduction, respectively) and were slightly more active than **4** (49.9%). Because curcumin (**1**) itself was not active, introducing either methoxycarbonylmethyl groups at the phenolic hydroxyls (**20**) or an ethoxycarbonyl group at C-4 (**22**) greatly contributed to the anti-AR activity in DU-145 cells in the presence of wild-type AR and ARA70.

In this study, we also examined the antiandrogen activity of fluorodiarylheptanoids **24–29** and cyclic diarylheptanoids **30–38**. Compounds **24–29** have fluorine or trifluoromethyl substituents on both benzene rings, but showed weak activity or were inactive. Among the cyclic diarylheptanoids **30–38**, compound **30** was the most active and was almost as active as HF (Figure 3A and 3C). The remaining cyclic diarylheptanoids showed weak antagonistic activity.

In conclusion, we have prepared a number of curcumin analogues and evaluated their potential antiandrogen activity in three different assay conditions using human prostate cancer cell lines. Compounds **4** showed promising antiandrogen activities in all assays. Compounds **4**, **20**, **22**, **23** and **39** have been identified as a new class of antiandrogen agents. The SAR study revealed that bis(3,4-dimethoxyphenyl)

moieties, a conjugated β -diketone, and an ethoxycarbonylethyl group at the C-4 position play important roles in the antagonistic activity.

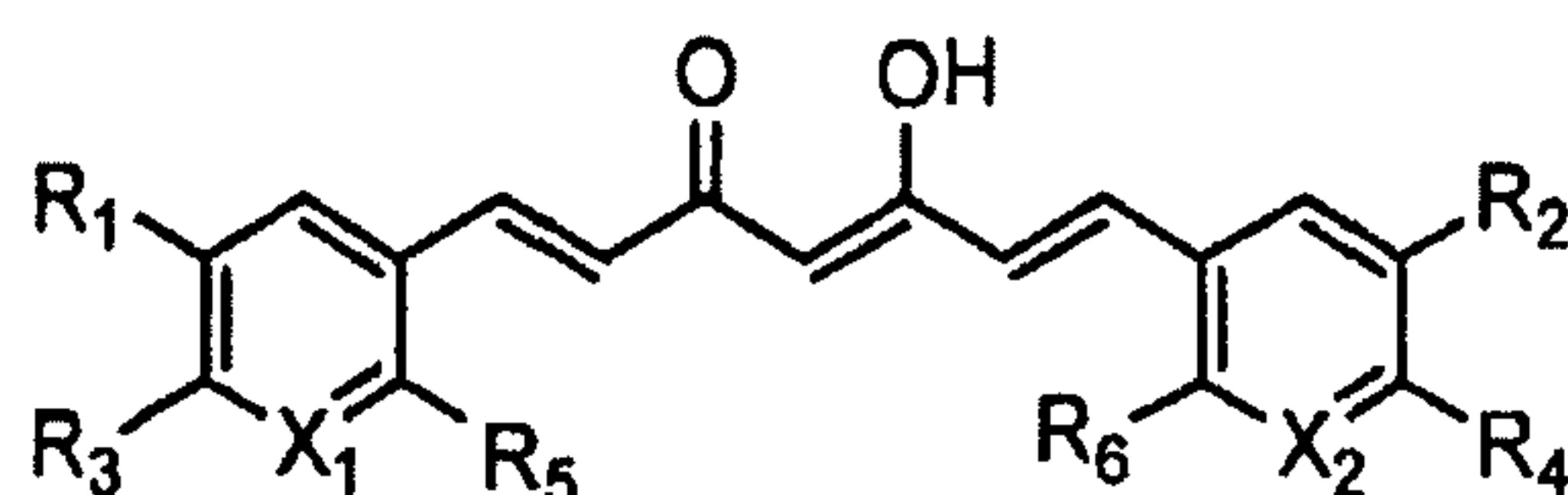
The foregoing is illustrative of the present invention, and is not to be construed as limiting thereof. The invention is defined by the following claims, with equivalents of

5 the claims to be included therein.

WHAT IS CLAIMED IS:

1. A compound according to formula I:

(I)



wherein:

R_1 and R_2 are each independently selected from the group consisting of alkoxy, nitro, amino, and dialkylamino;

R_3 and R_4 are each independently selected from the group consisting of hydroxy, alkoxy, and $-OR_7C(O)R_8$, wherein R_7 is lower alkylene and R_8 is alkoxy;

R_5 and R_6 are each independently selected from the group consisting of H, halogen, and nitro;

X_1 is C bonded to a H, alkoxy or nitro; and

X_2 is C bonded to a H, alkoxy or nitro.

or a pharmaceutically acceptable salt thereof, provided that:

wherein R_5 and R_6 are hydrogen

(i) R_3 is not hydroxy or methoxy when R_1 is methoxy or hydrogen, R_2 is methoxy or hydrogen, R_4 is hydroxyl or methoxy and X_1 and X_2 are, the same or different, C bonded to H or methoxy;

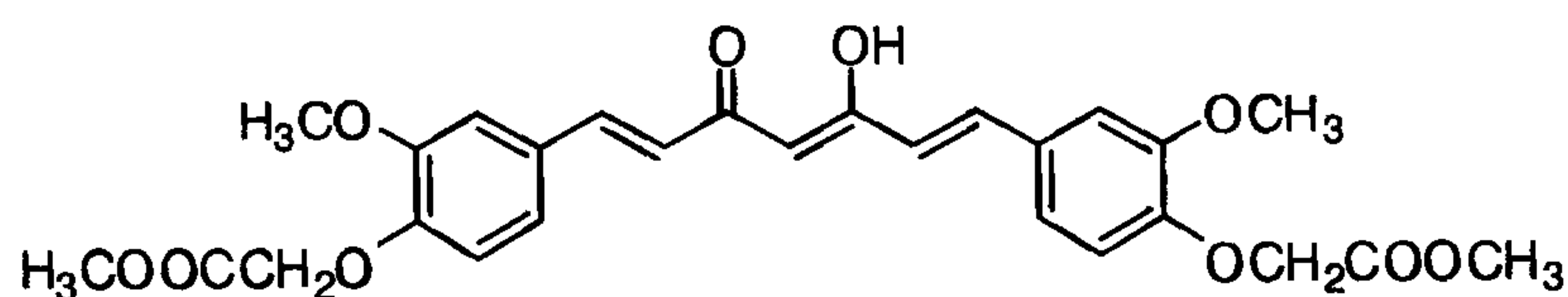
(ii) R_3 is not hydroxy when R_1 is ethoxy, R_2 is ethoxy, R_4 is hydroxyl and X_1 and X_2 are C bonded to H; and

(iii) R_1 and R_2 are not both methoxy or hydrogen, when R_3 and R_4 are the same, C_{1-5} alkoxy and X_1 and X_2 are C bonded to H.

2. The compound according to claim 1, wherein R_1 and R_2 are each independently selected from the group consisting of alkoxy, nitro, amino, and dimethylamino.

3. The compound according to claim 1, wherein R_5 and R_6 are each independently selected from the group consisting of H, F, and nitro.

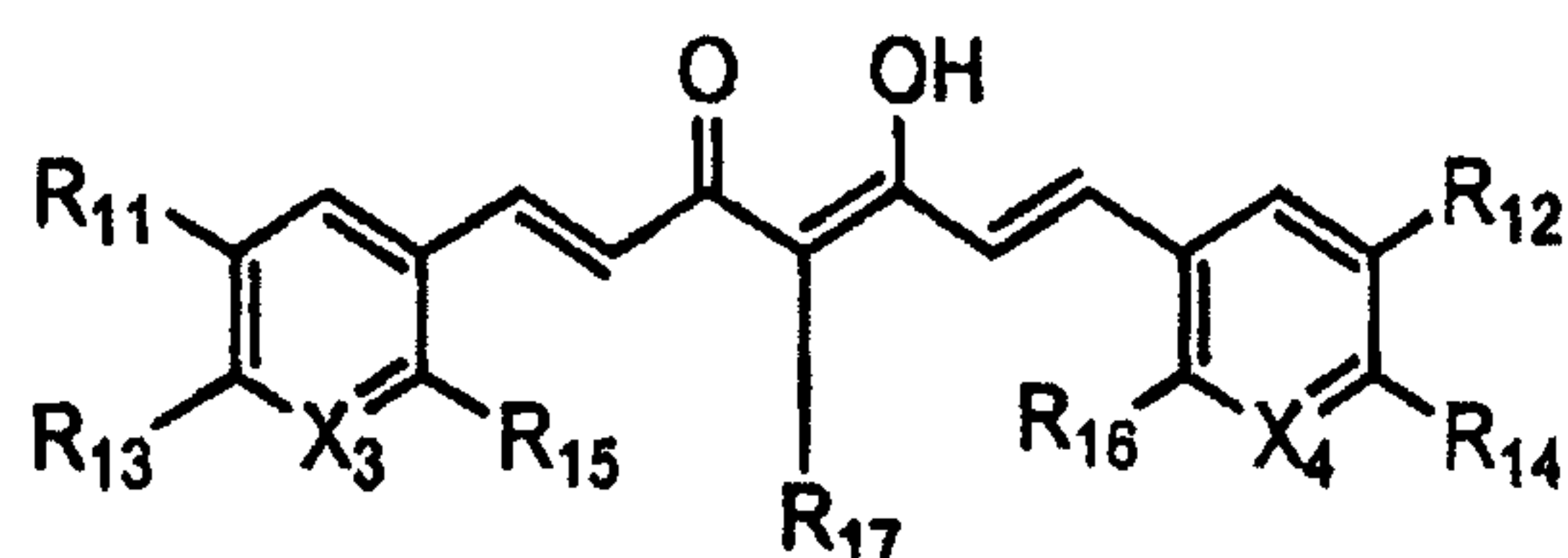
4. The compound according to claim 1 having the formula:



or a pharmaceutically acceptable salt thereof.

5. A compound according to formula II:

(II)



wherein:

R_{11} and R_{12} are each independently selected from the group consisting of alkoxy, nitro, amino, and dialkylamino;

R_{13} and R_{14} are each independently selected from the group consisting of hydroxy, alkoxy, and $—OR_{18}C(O)R_{19}$, wherein R_{18} is lower alkylene and R_{19} is alkoxy;

or R_{11} and R_{13} together are alkylenedioxy;

or R_{12} and R_{14} together are alkylenedioxy;

R_{15} and R_{16} are each independently selected from the group consisting of H, halogen, and nitro;

R_{17} is $—R_{20}C(O)OR_{21}$, wherein R_{20} is alkylene and R_{21} is H or alkyl;

X_3 is C bonded to a H, alkoxy or nitro; and

X_4 is C bonded to a H, alkoxy or nitro

or a pharmaceutically acceptable salt thereof, subject to the proviso that

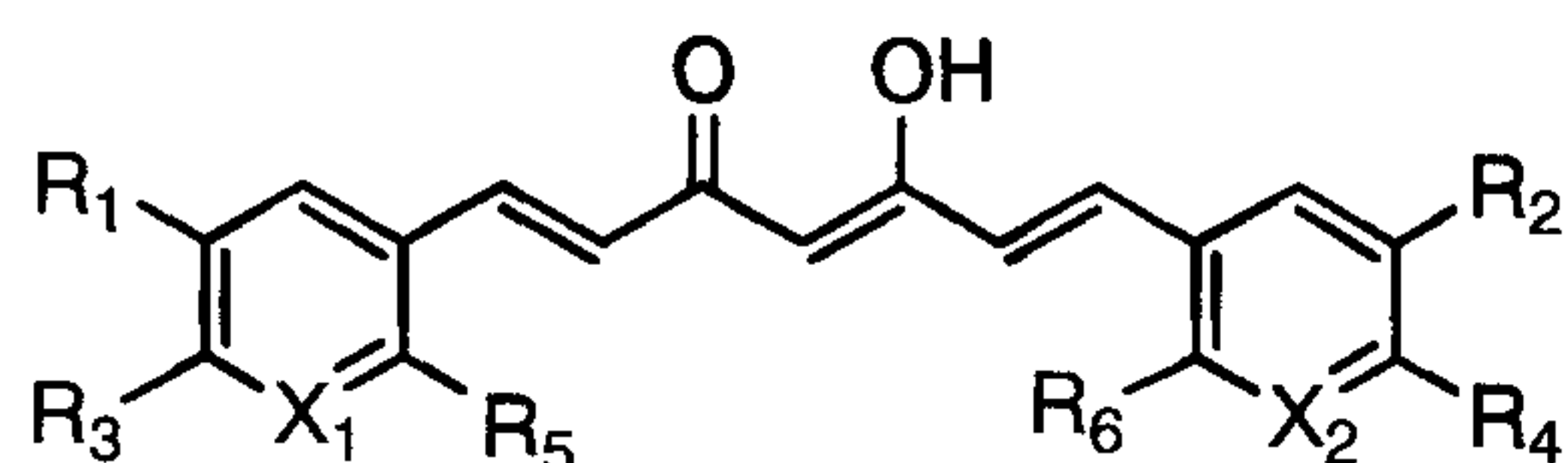
when R_{15} and R_{16} are both hydrogen, X_1 and X_2 are C bonded to H, R_{14} and R_{13} are both hydroxyl or methoxyl, R_{11} and R_{12} are both methoxyl, R_{20} is not methylene or ethylene.

6. The compound according to claim 5, wherein R_{11} and R_{12} are

each independently selected from the group consisting of alkoxy, nitro, amino, and dimethylamino.

7. The compound according to claim 5, wherein R_{15} and R_{16} are each independently selected from the group consisting of H, F, and nitro.

8. A pharmaceutical composition comprising a compound according to formula (I) or (II) in a pharmaceutically acceptable carrier, wherein formula (I):



wherein:

R_1 and R_2 are each independently selected from the group consisting of alkoxy, nitro, amino, and dialkylamino;

R_3 and R_4 are each independently selected from the group consisting of hydroxy, alkoxy, and $-OR_7C(O)R_8$, wherein R_7 is lower alkylene and R_8 is alkoxy;

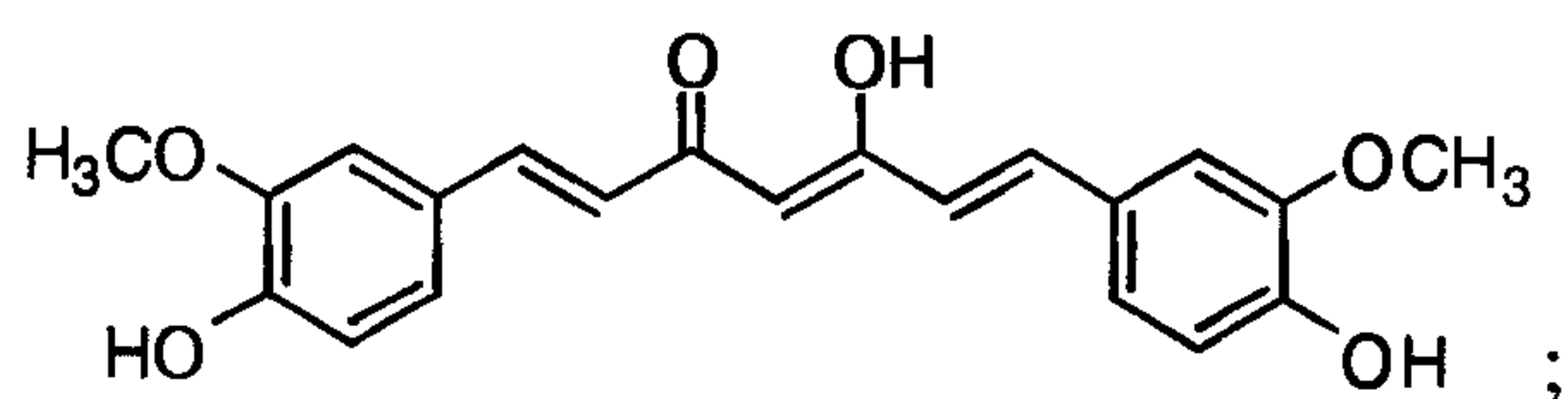
R_5 and R_6 are each independently selected from the group consisting of H, halogen, and nitro;

X_1 is C bonded to a H, alkoxy or nitro; and

X_2 is C bonded to a H, alkoxy or nitro;

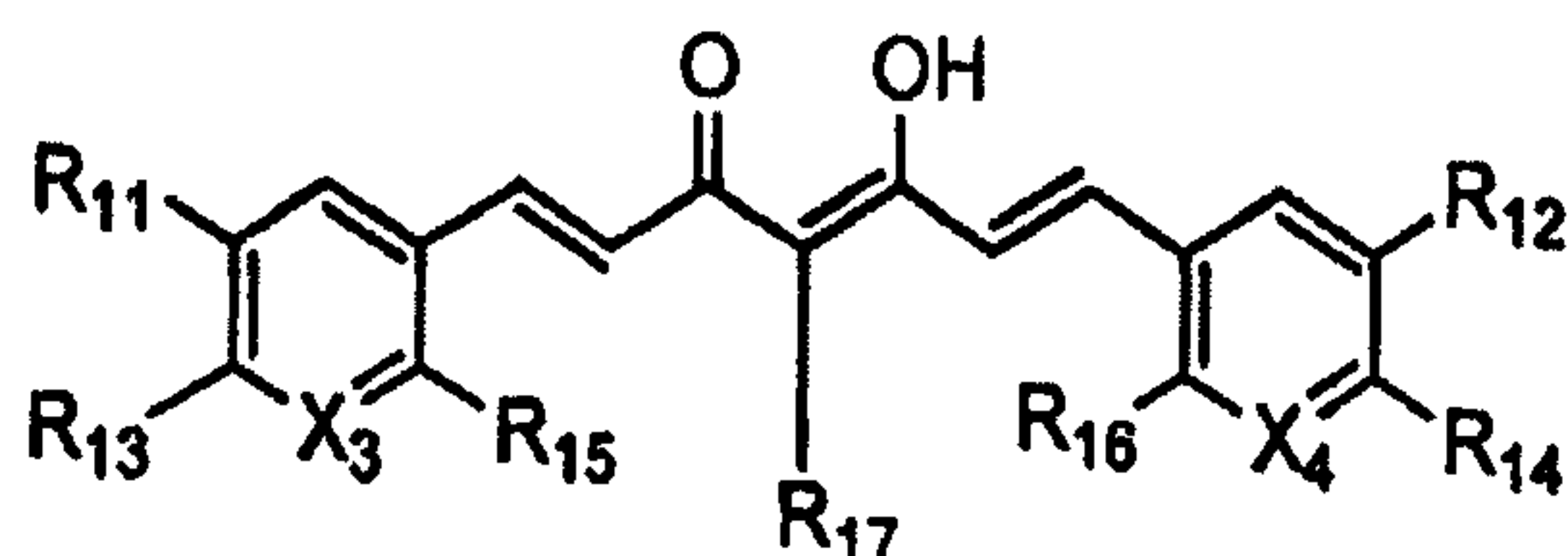
or a pharmaceutically acceptable salt thereof;

wherein for formula I, provided that the compound is not curcumin



formula II

(II)



wherein:

R_{11} and R_{12} are each independently selected from the group consisting of alkoxy, nitro, amino, and dialkylamino;

R_{13} and R_{14} are each independently selected from the group consisting of hydroxy, alkoxy, and $—OR_{18}C(O)R_{19}$, wherein R_{18} is lower alkylene and R_{19} is alkoxy;

R_{15} and R_{16} are each independently selected from the group consisting of H, halogen, and nitro;

R_{17} is $—R_{20}C(O)OR_{21}$, wherein R_{20} is alkylene and R_{21} is H or alkyl;

X_3 is C bonded to a H, alkoxy or nitro; and

X_4 is C bonded to a H, alkoxy or nitro;

or a pharmaceutically acceptable salt thereof, provided that:

wherein R_5 and R_6 are hydrogen

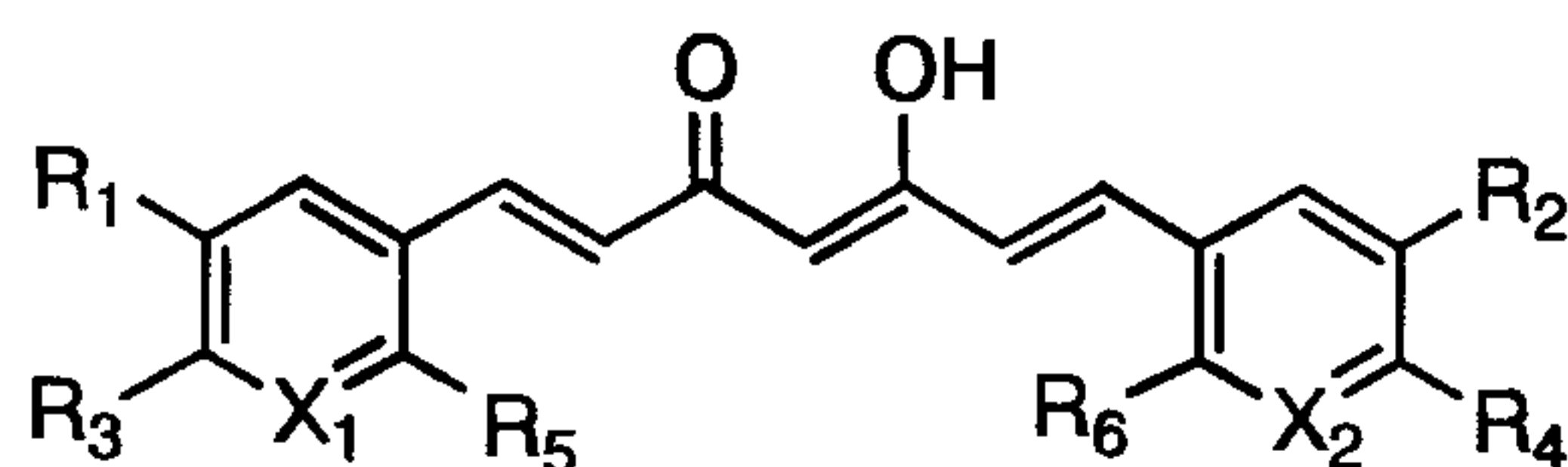
(i) R_3 is not hydroxy or methoxy when R_1 is methoxy or hydrogen, R_2 is methoxy or hydrogen, R_4 is hydroxyl or methoxy and X_1 and X_2 are, the same or different, C bonded to H or methoxy;

(ii) R_3 is not hydroxy when R_1 is ethoxy, R_2 is ethoxy, R_4 is hydroxyl and X_1 and X_2 are C bonded to H; and

(iii) R_1 and R_2 are not both methoxy or hydrogen, when R_3 and R_4 are the same, C_{1-5} alkoxy and X_1 and X_2 are C bonded to H.

9. The pharmaceutical composition according to claim 8, wherein said carrier is an aqueous carrier.

10. Use of a treatment effective amount of a compound according to formula (I) or (II) for treating androgen related cancer in a subject in need thereof, wherein
formula (I):



wherein:

R_1 and R_2 are each independently selected from the group consisting of alkoxy, nitro, amino, and dialkylamino;

R_3 and R_4 are each independently selected from the group consisting of hydroxy, alkoxy, and $-OR_7C(O)R_8$, wherein R_7 is lower alkylene and R_8 is alkoxy;

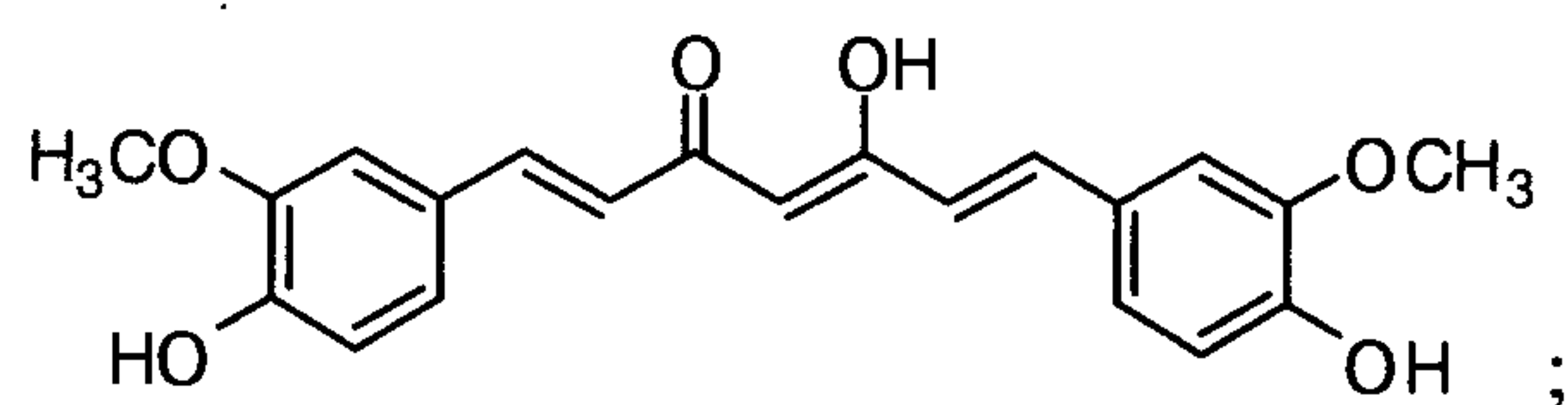
R_5 and R_6 are each independently selected from the group consisting of H, halogen, and nitro;

X_1 is C bonded to a H, alkoxy or nitro; and

X_2 is C bonded to a H, alkoxy or nitro;

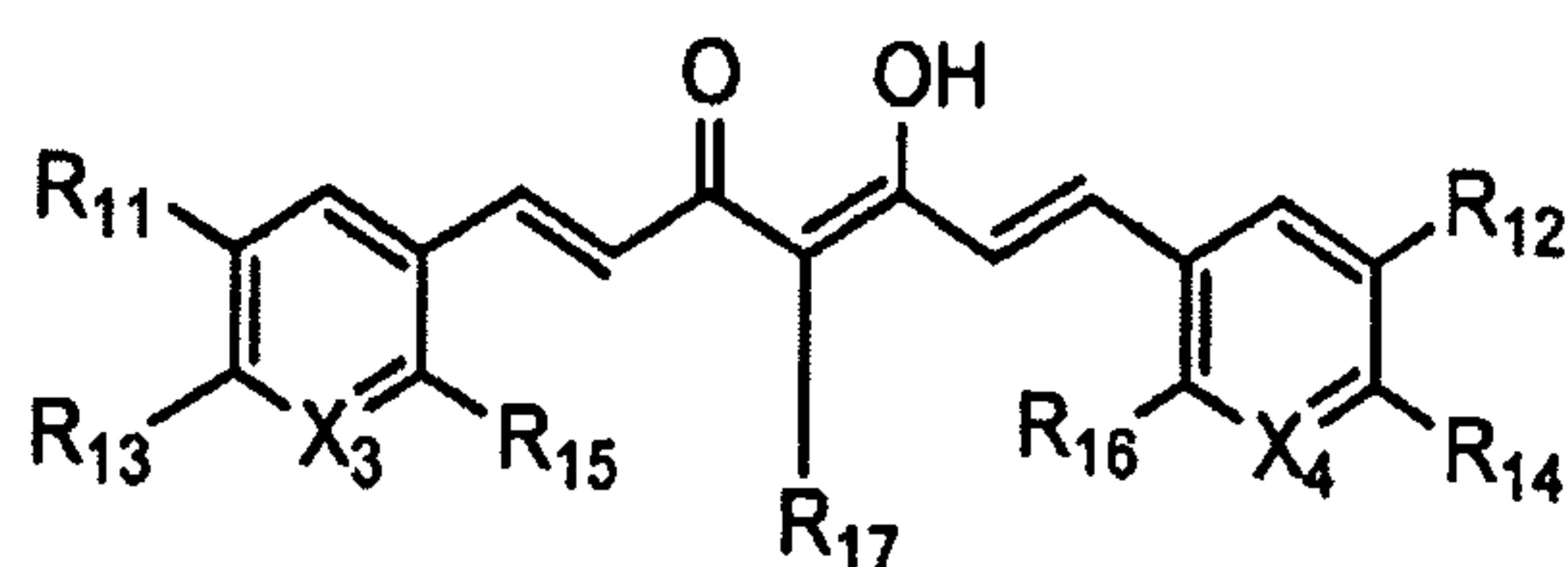
or a pharmaceutically acceptable salt thereof;

wherein for formula I, provided that the compound is not curcumin



formula II

(II)



wherein:

R_{11} and R_{12} are each independently selected from the group consisting of alkoxy, nitro, amino, and dialkylamino;

R_{13} and R_{14} are each independently selected from the group consisting of hydroxy, alkoxy, and $-OR_{18}C(O)R_{19}$, wherein R_{18} is lower alkylene and R_{19} is alkoxy;

R_{15} and R_{16} are each independently selected from the group consisting of H, halogen, and nitro;

R_{17} is $-R_{20}C(O)OR_{21}$, wherein R_{20} is alkylene and R_{21} is H or alkyl;

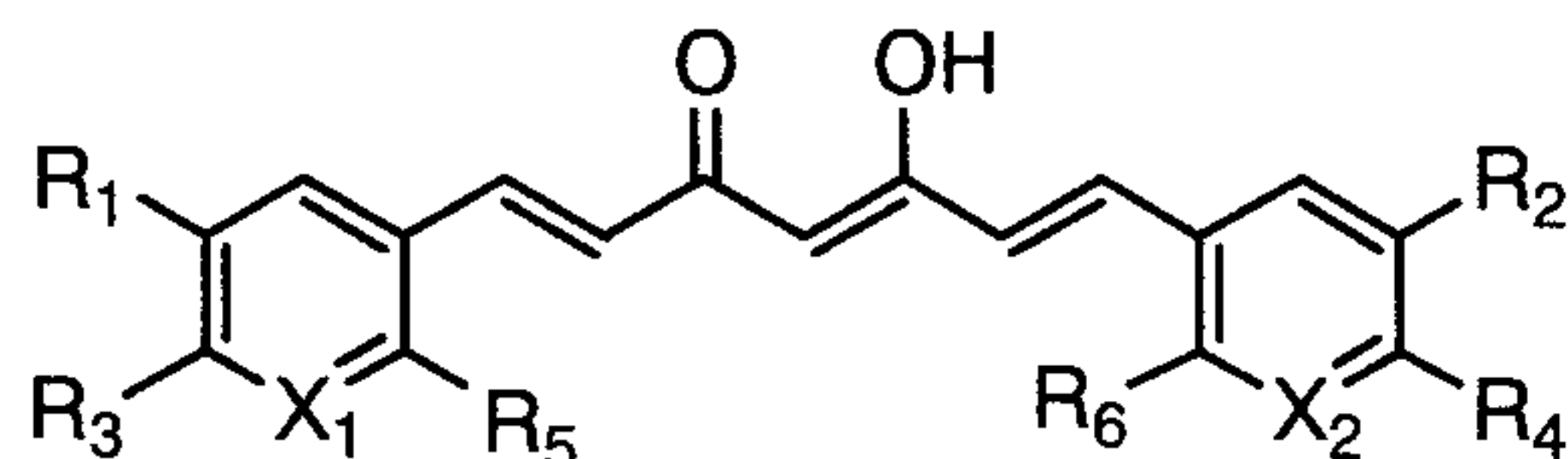
X_3 is C bonded to a H, alkoxy or nitro; and

X_4 is C bonded to a H, alkoxy or nitro;

or a pharmaceutically acceptable salt thereof.

11. Use of a treatment effective amount of a compound having the structure of formula I or II in the manufacture of a medicament for treating androgen related cancer in a subject in need thereof, wherein

formula I



wherein:

R_1 and R_2 are each independently selected from the group consisting of alkoxy, nitro, amino, and dialkylamino;

R_3 and R_4 are each independently selected from the group consisting of hydroxy, alkoxy, and $-OR_7C(O)R_8$, wherein R_7 is lower alkylene and R_8 is alkoxy;

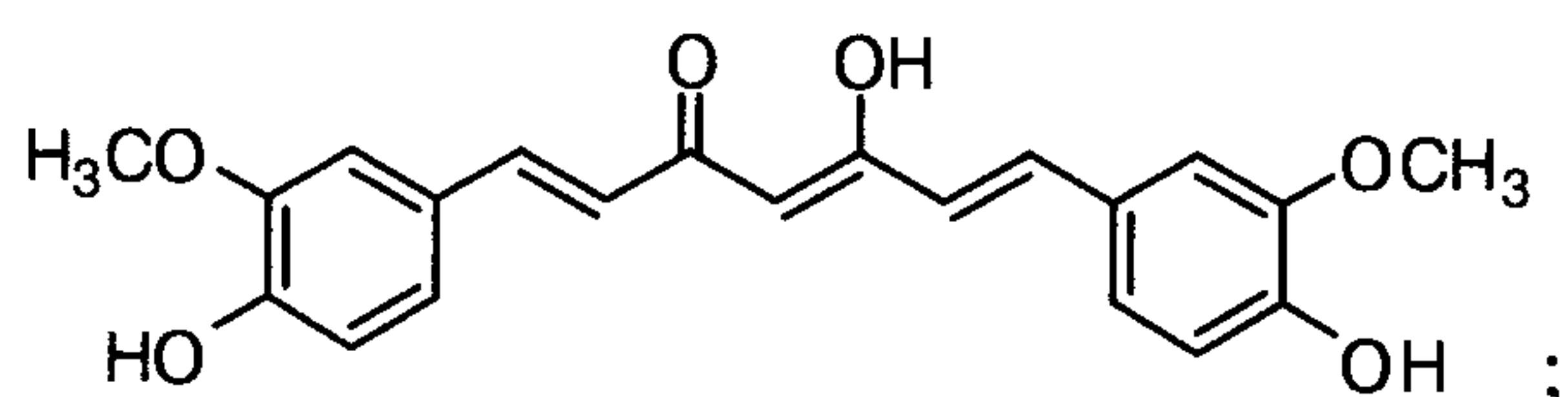
R_5 and R_6 are each independently selected from the group consisting of H, halogen, and nitro;

X_1 is C bonded to a H, alkoxy or nitro; and

X_2 is C bonded to a H, alkoxy or nitro;

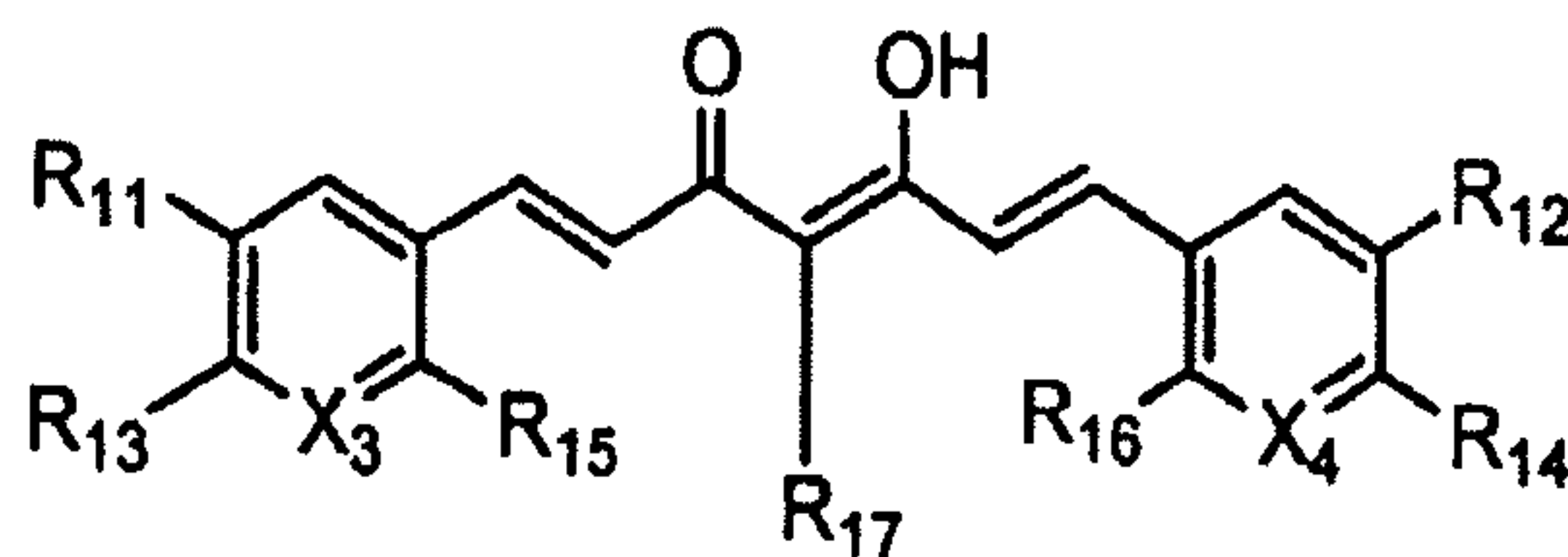
or a pharmaceutically acceptable salt thereof;

wherein for formula I, provided that the compound is not curcumin



formula II

(II)



wherein:

R_{11} and R_{12} are each independently selected from the group consisting of alkoxy, nitro, amino, and dialkylamino;

R_{13} and R_{14} are each independently selected from the group consisting of hydroxy, alkoxy, and $-OR_{18}C(O)R_{19}$, wherein R_{18} is lower alkylene and R_{19} is

alkoxy;

or R_{11} and R_{13} together are alkylendioxy;

or R_{12} and R_{14} together are alkylendioxy;

R_{15} and R_{16} are each independently selected from the group consisting of H, halogen, and nitro;

R_{17} is $—R_{20}C(O)OR_{21}$, wherein R_{20} is alkylene and R_{21} is H or alkyl;

X_3 is C bonded to a H, alkoxy or nitro; and

X_4 is C bonded to a H, alkoxy or nitro;

or a pharmaceutically acceptable salt thereof.

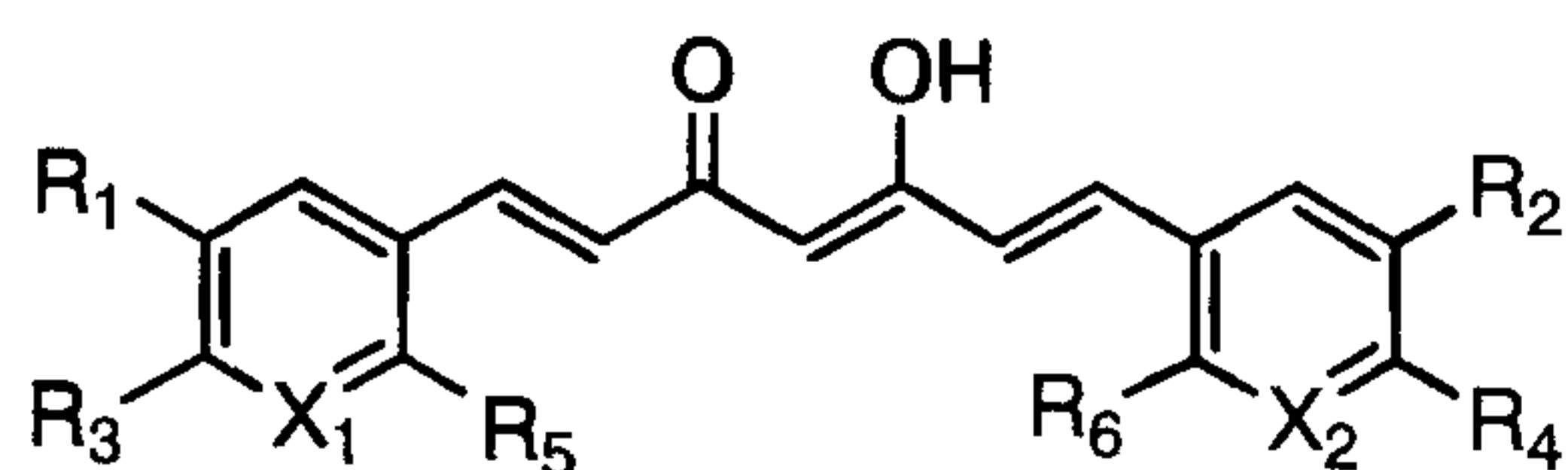
12. The use according to claim 10 or 11, wherein said cancer is selected from the group consisting of skin cancer, small cell lung cancer, testicular cancer, lymphoma, leukemia, esophageal cancer, stomach cancer, colon cancer, breast cancer, endometrial cancer, ovarian cancer, central nervous system cancer, liver cancer and prostate cancer.

13. The use according to claim 12, wherein said cancer is prostate cancer.

14. The use according to claim 12, wherein said cancer is colon cancer.

15. The use according to claim 10 or 11, wherein said subject is afflicted with antiandrogen withdrawal syndrome.

16. Use of an androgen receptor antagonist effective amount of a compound according to formula I or formula II for inducing androgen receptor antagonist activity in a subject afflicted with an androgen-related affliction, wherein formula (I)



wherein:

R_1 and R_2 are each independently selected from the group consisting of alkoxy, nitro, amino, and dialkylamino;

R_3 and R_4 are each independently selected from the group consisting of hydroxy, alkoxy, and $-OR_7C(O)R_8$, wherein R_7 is lower alkylene and R_8 is alkoxy;

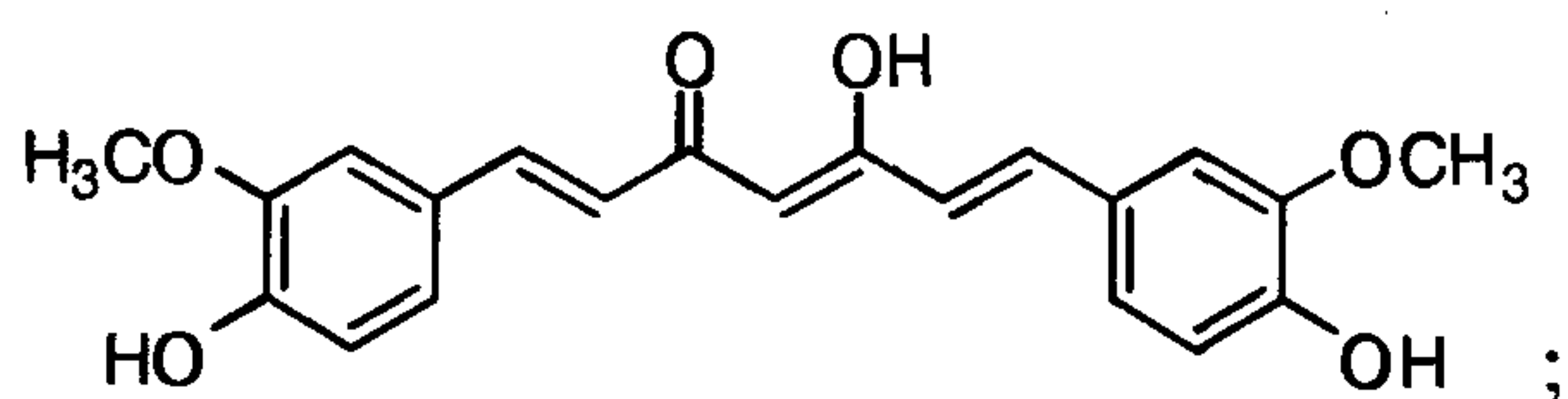
R_5 and R_6 are each independently selected from the group consisting of H, halogen, and nitro;

X_1 is C bonded to a H, alkoxy or nitro; and

X_2 is C bonded to a H, alkoxy or nitro;

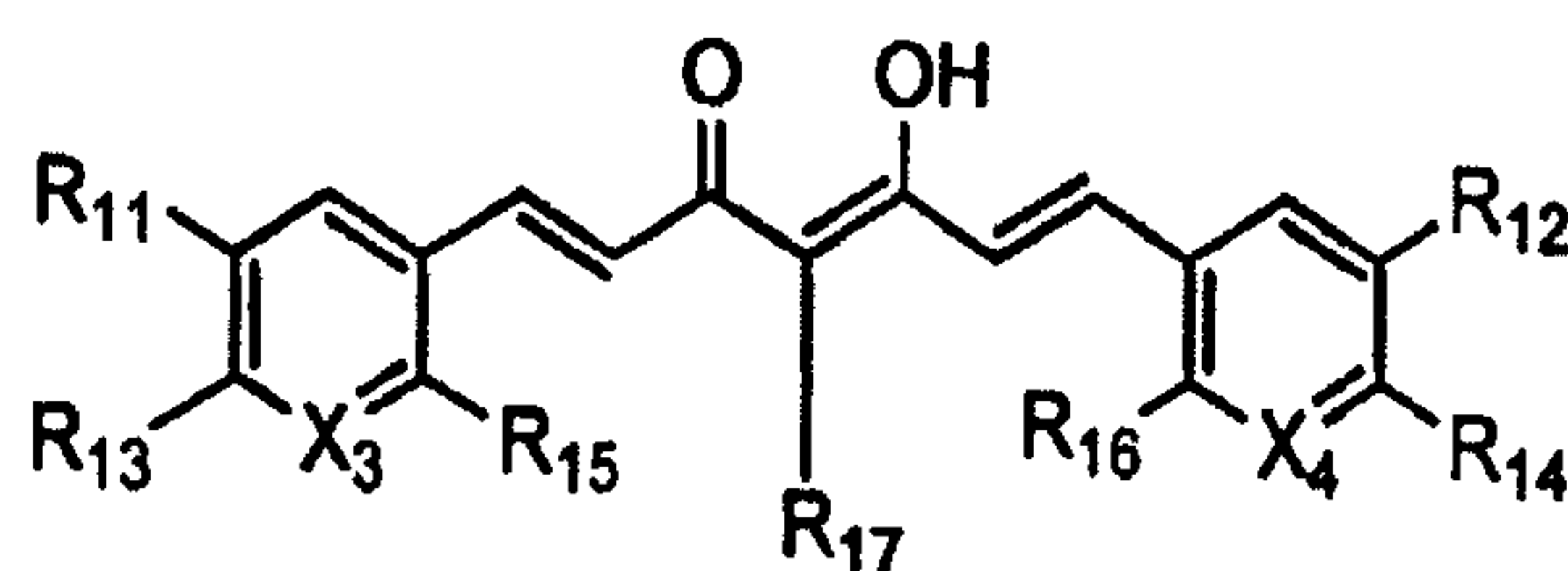
or a pharmaceutically acceptable salt thereof,

wherein for formula I, provided that the compound is not curcumin



or formula II

(II)



wherein:

R_{11} and R_{12} are each independently selected from the group consisting of alkoxy, nitro, amino, and dialkylamino;

R_{13} and R_{14} are each independently selected from the group consisting of hydroxy, alkoxy, and $-OR_{18}C(O)R_{19}$, wherein R_{18} is lower alkylene and R_{19} is alkoxy;

R_{15} and R_{16} are each independently selected from the group consisting of H, halogen, and nitro;

R_{17} is $-R_{20}C(O)OR_{21}$, wherein R_{20} is alkylene and R_{21} is H or alkyl;

X_3 is C bonded to a H, alkoxy or nitro; and

X_4 is C bonded to a H, alkoxy or nitro,

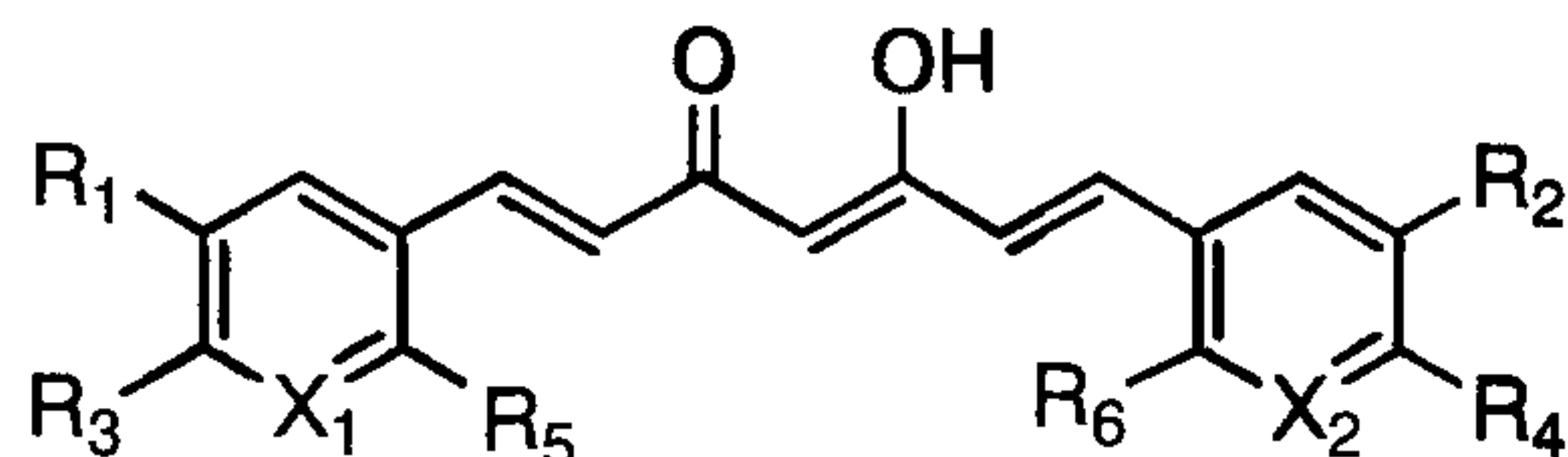
or a pharmaceutically acceptable salt thereof.

17. Use of an androgen receptor antagonist effective amount of a compound according to formula I or formula II in the manufacture of a medicament for

inducing androgen receptor activity in a subject afflicted with an androgen-related affliction,

wherein

formula (I)



wherein:

R₁ and R₂ are each independently selected from the group consisting of alkoxy, nitro, amino, and dialkylamino;

R₃ and R₄ are each independently selected from the group consisting of hydroxy, alkoxy, and -OR₇C(O)R₈, wherein R₇ is lower alkylene and R₈ is alkoxy;

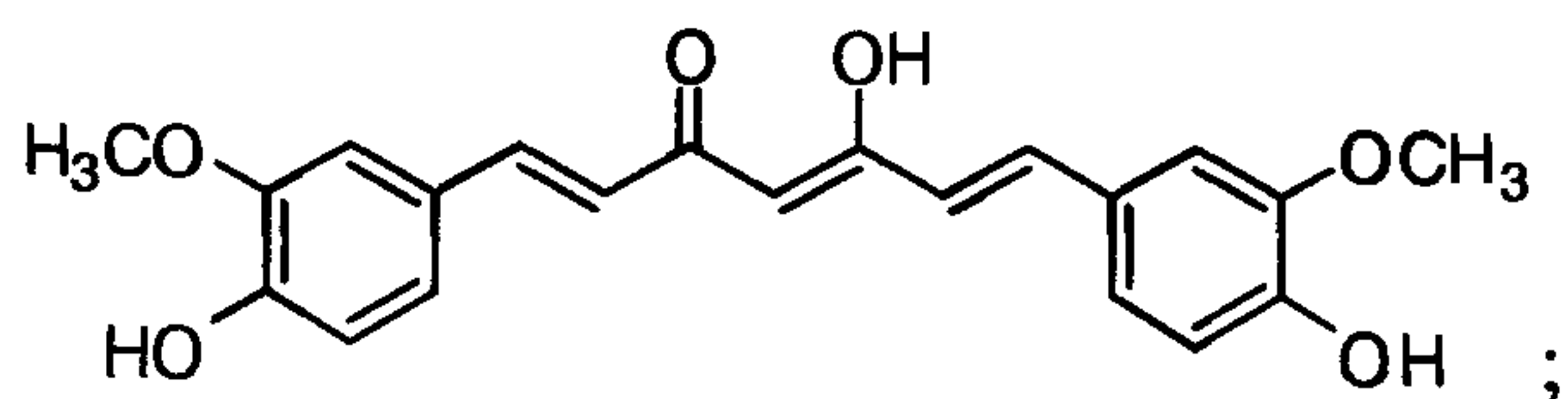
R₅ and R₆ are each independently selected from the group consisting of H, halogen, and nitro;

X₁ is C bonded to a H, alkoxy or nitro; and

X₂ is C bonded to a H, alkoxy or nitro;

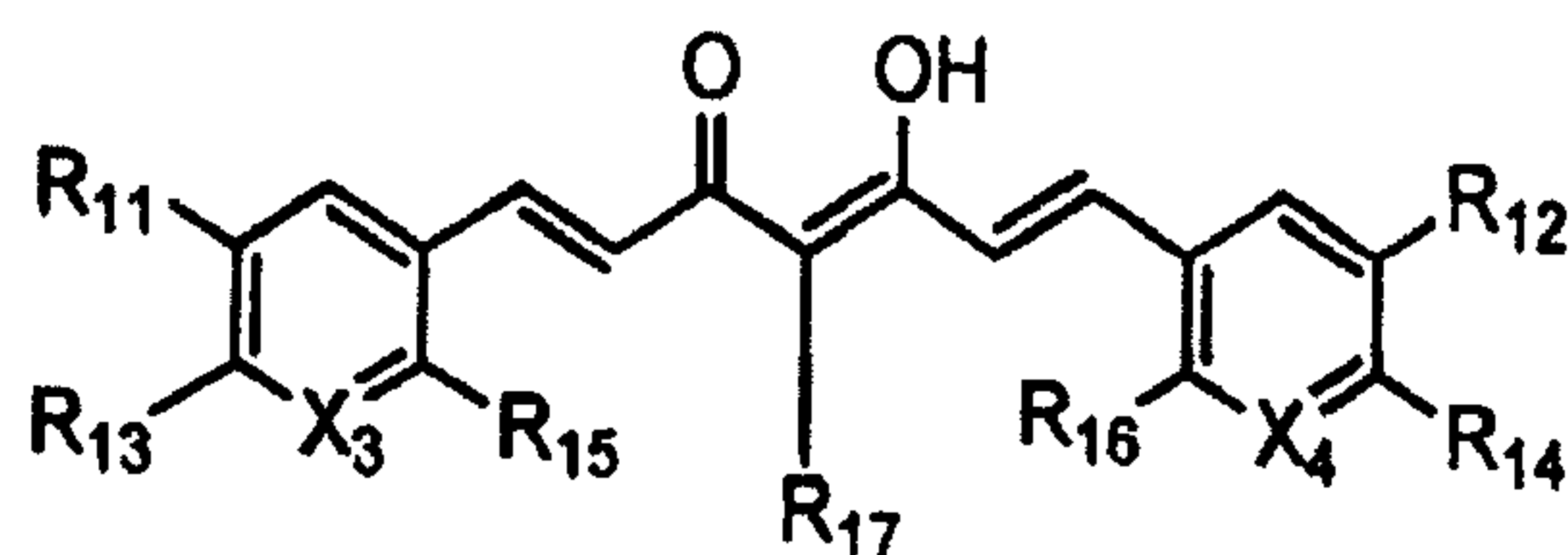
or a pharmaceutically acceptable salt thereof,

wherein for formula I, provided that the compound is not curcumin



formula II

(II)



wherein:

R₁₁ and R₁₂ are each independently selected from the group consisting of alkoxy, nitro, amino, and dialkylamino;

R₁₃ and R₁₄ are each independently selected from the group consisting of hydroxy, alkoxy, and -OR₁₈C(O)R₁₉, wherein R₁₈ is lower alkylene and R₁₉ is alkoxy;

R_{15} and R_{16} are each independently selected from the group consisting of H, halogen, and nitro;

R_{17} is $—R_{20}C(O)OR_{21}$, wherein R_{20} is alkylene and R_{21} is H or alkyl;

X_3 is C bonded to a H, alkoxy or nitro; and

X_4 is C bonded to a H, alkoxy or nitro,
or a pharmaceutically acceptable salt thereof.

18. The use according to claim 16 or 17, wherein said subject is afflicted with baldness.

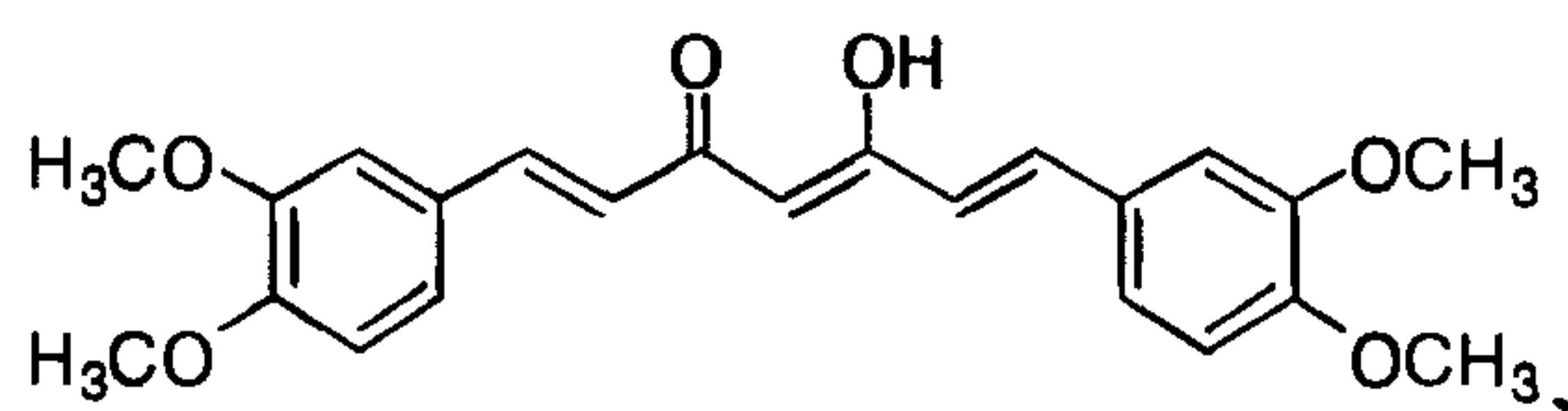
19. The use according to claim 16 or 17, wherein said subject is afflicted with hirsutism.

20. The use according to claim 16 or 17, wherein said subject is afflicted with a behavioral disorder.

21. The use according to claim 16 or 17, wherein said subject is afflicted with acne.

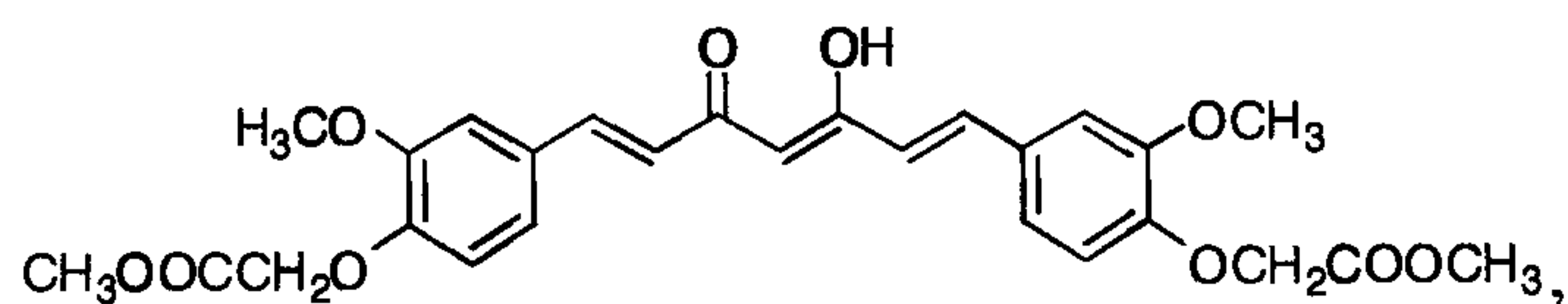
22. The use according to claim 16 or 17, wherein said subject is a male subject and said androgen receptor antagonist effective amount of the compound of formula I or formula II inhibits spermatogenesis.

23. The use according to any one of claims 10 to 22, wherein said compound has the structure of



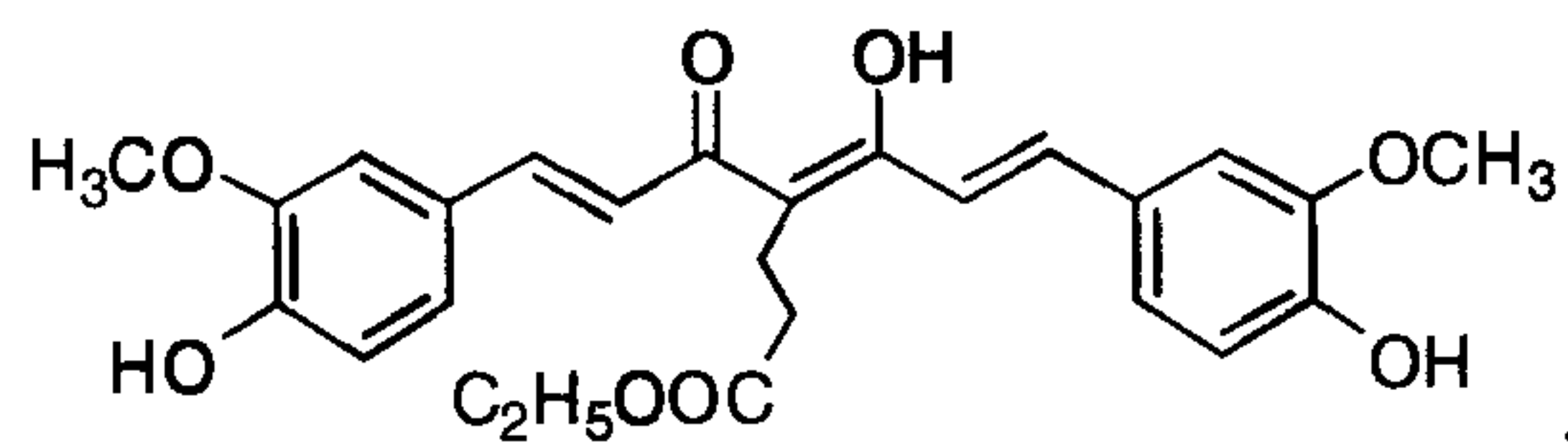
or a pharmaceutically acceptable salt thereof.

24. The use according to any one of claims 10 to 22, wherein said compound has the structure of



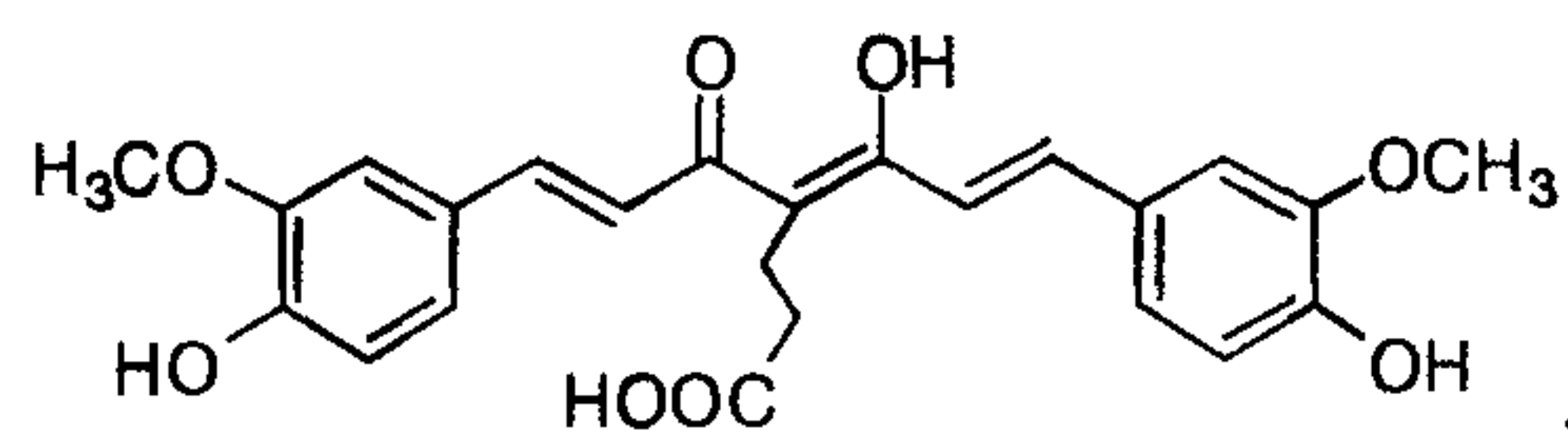
or a pharmaceutically acceptable salt thereof.

25. The use according to any one of claims 10 to 22, wherein said compound has the structure of



or a pharmaceutically acceptable salt thereof.

26. The use according to one of claims 10 to 22, wherein said compound has the structure of

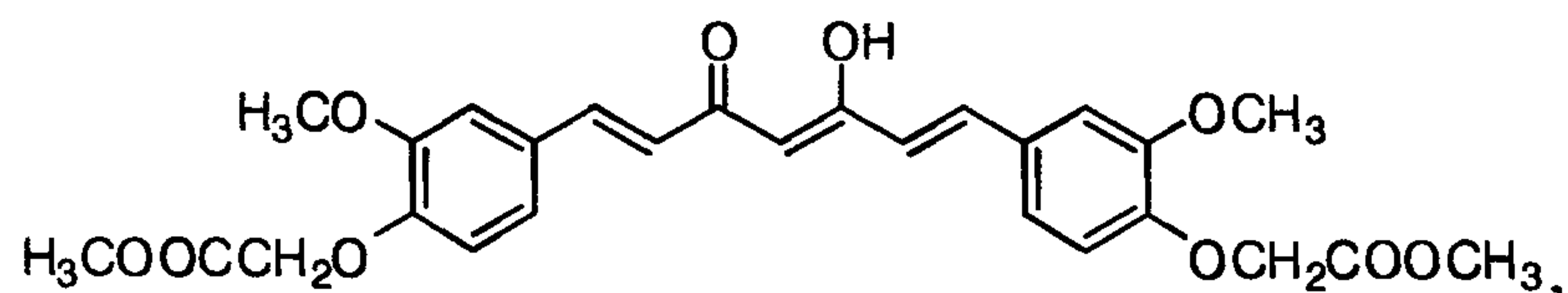


or a pharmaceutically acceptable salt thereof.

27. The pharmaceutical composition according to claim 8 or 9, wherein, for formula (I), R_1 and R_2 are each independently selected from the group consisting of alkoxy, nitro, amino, and dimethylamino.

28. The pharmaceutical composition according to claim 8 or 9, wherein, for formula (I), R_5 and R_6 are each independently selected from the group consisting of H, F, and nitro.

29. The pharmaceutical composition according to claim 8 or 9, wherein the compound has the formula:

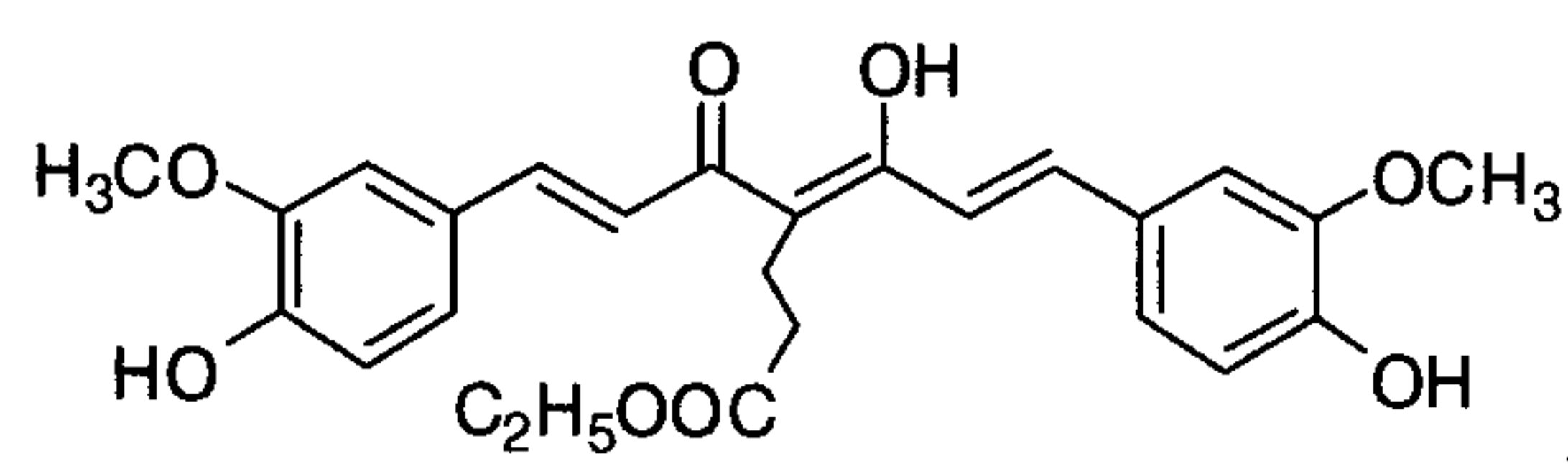


or a pharmaceutically acceptable salt thereof.

30. The pharmaceutical composition according to claim 8, wherein, for formula (II), R_{11} and R_{12} are each independently selected from the group consisting of alkoxy, nitro, amino, and dimethylamino.

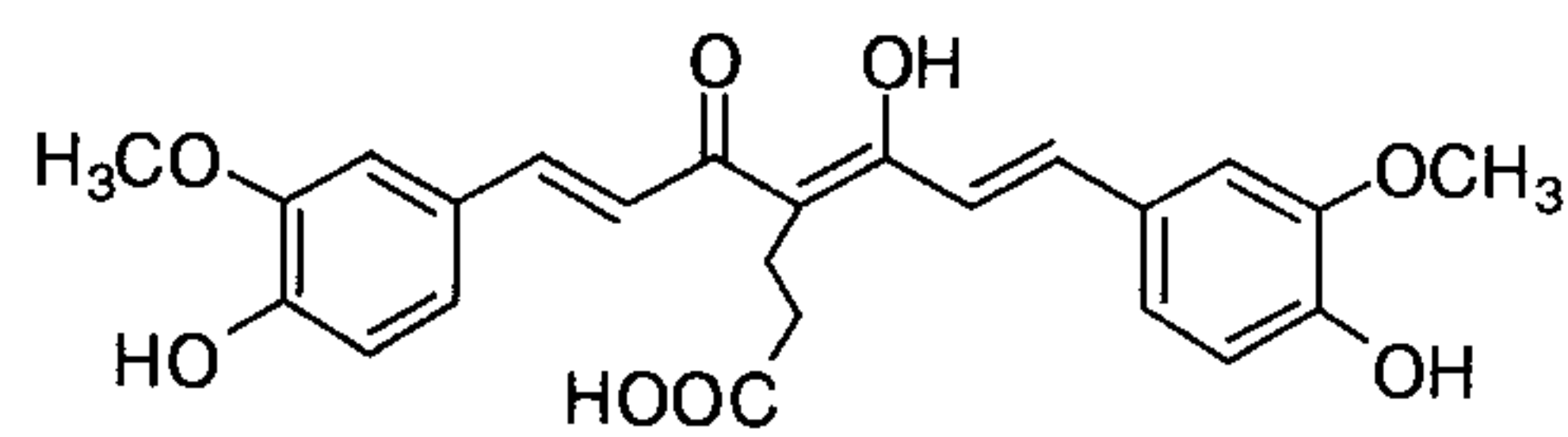
31. The pharmaceutical composition according to claim 8, wherein, for formula (II), R_{15} and R_{16} are each independently selected from the group consisting of H, F, and nitro.

32. The pharmaceutical composition according to claim 8 or 9, wherein said compound has the structure of



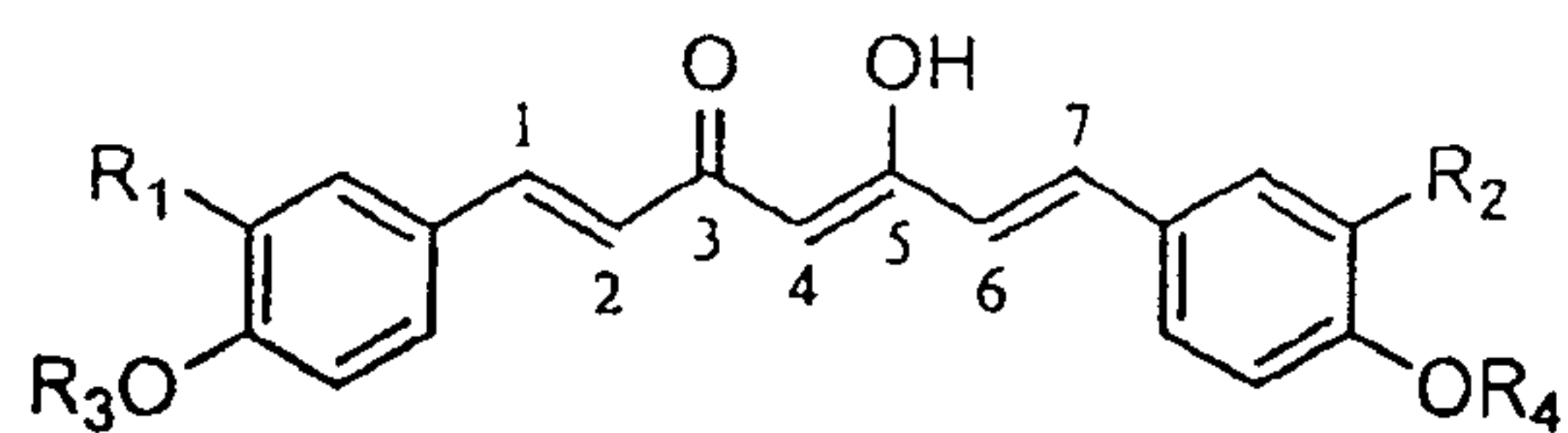
or a pharmaceutically acceptable salt thereof.

33. The pharmaceutical composition according to claim 8 or 9, wherein said compound has the structure of

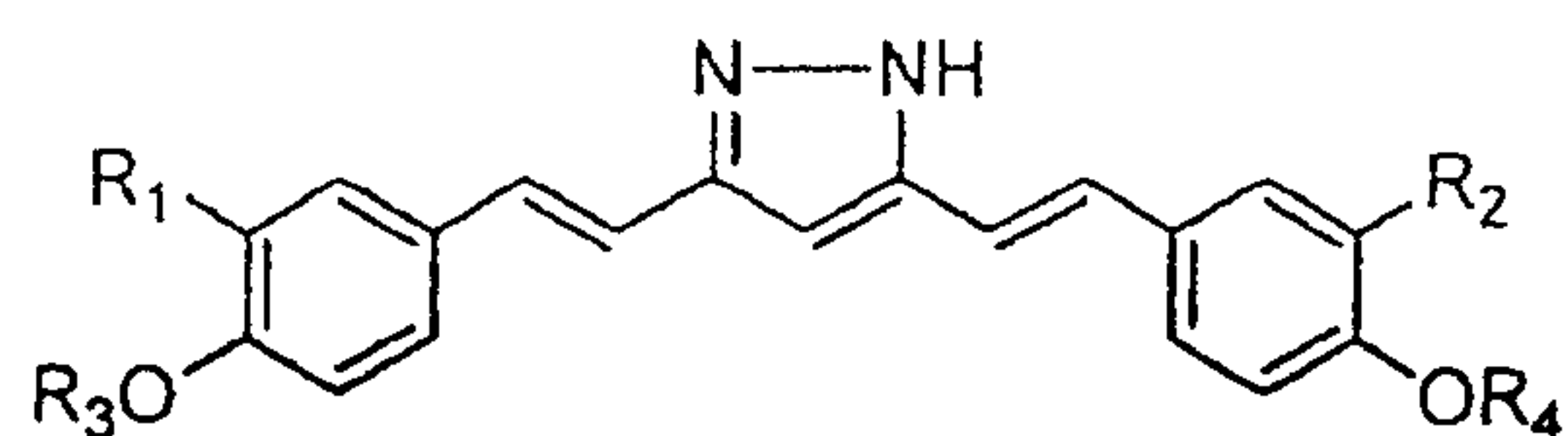


or a pharmaceutically acceptable salt thereof.

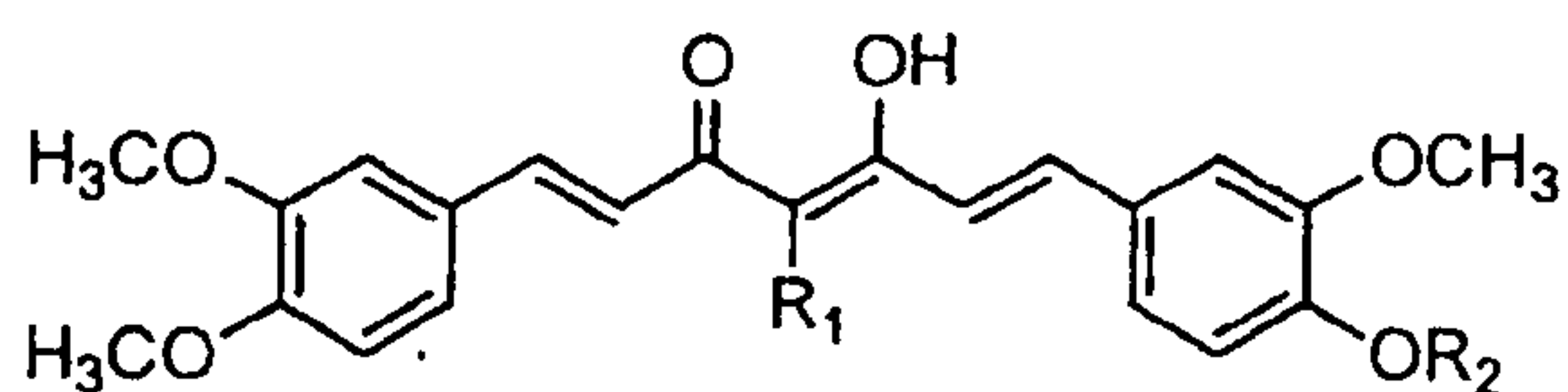
1/5



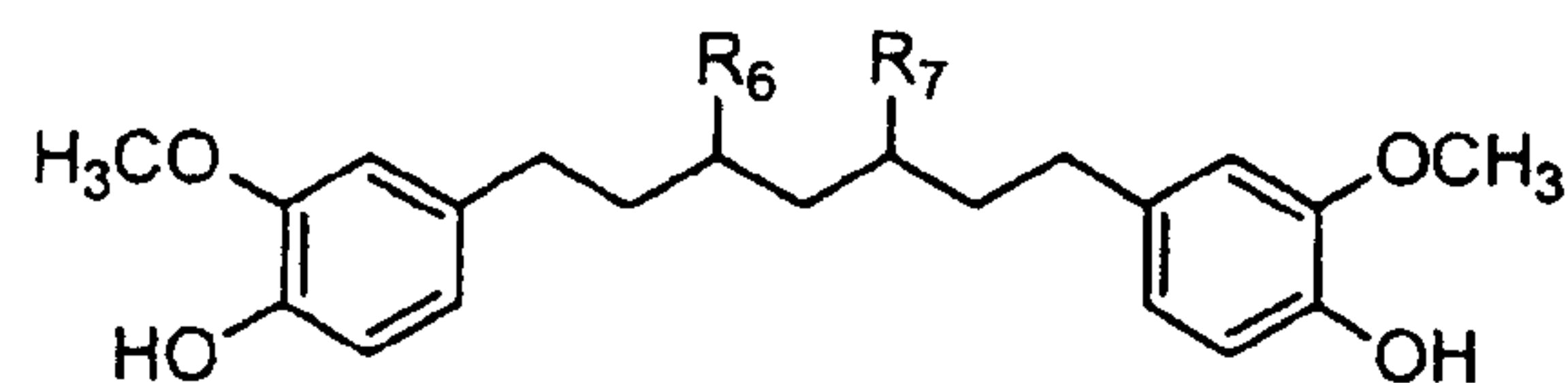
	R ₁	R ₂	R ₃	R ₄
1	OCH ₃	OCH ₃	H	H
2	OCH ₃	H	H	H
3	H	H	H	H
4	OCH ₃	OCH ₃	CH ₃	CH ₃



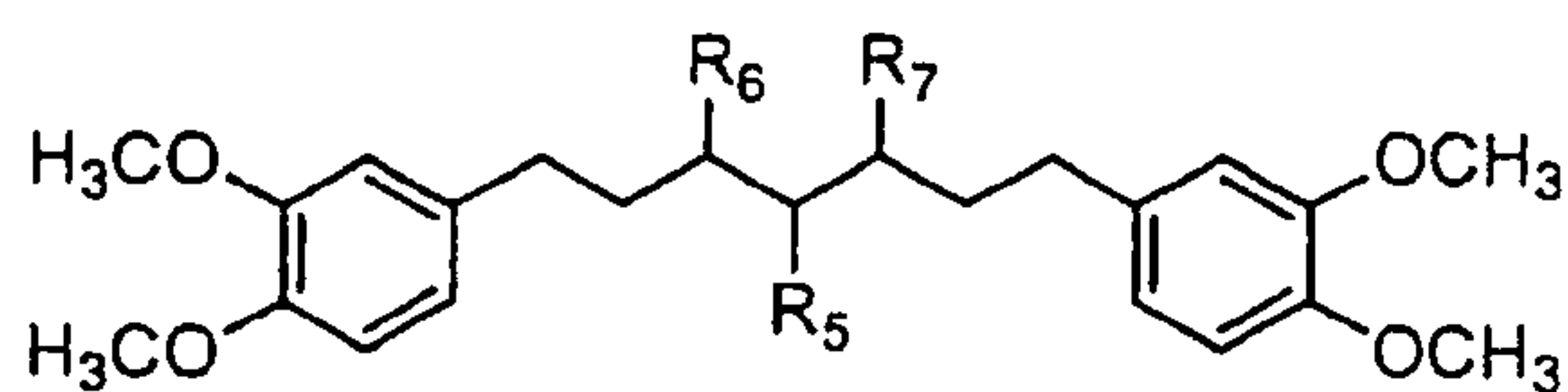
	R ₁	R ₂	R ₃	R ₄
5	OCH ₃	OCH ₃	H	H
6	OCH ₃	H	H	H
7	H	H	H	H
8	OCH ₃	OCH ₃	CH ₃	CH ₃



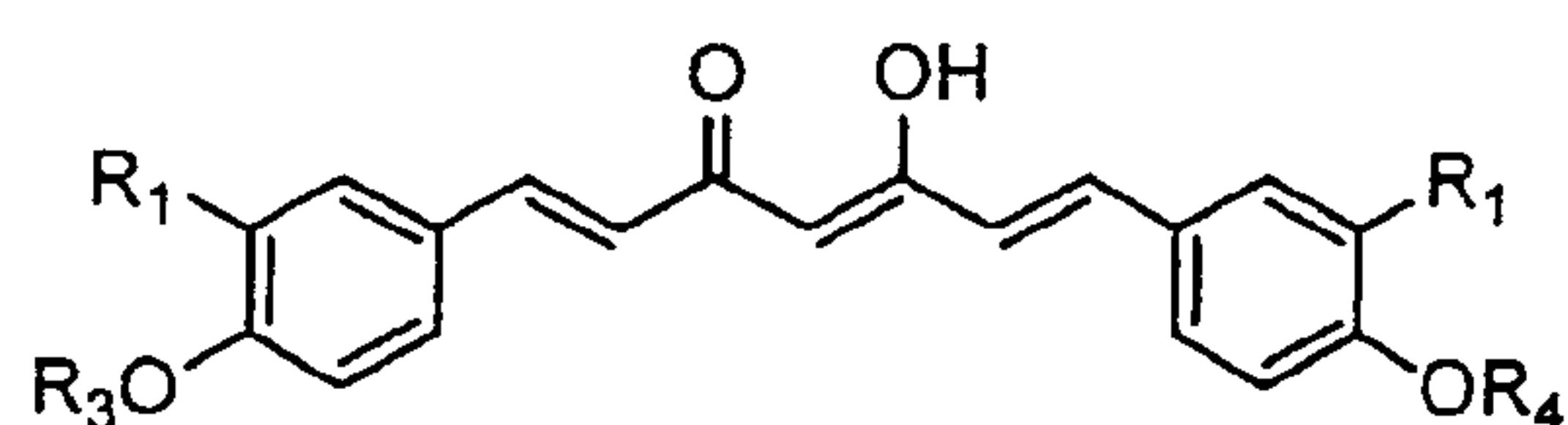
	R ₁	R ₂
9	H	H
10	CH ₃	CH ₃



	R ₆	R ₇
11	=O	=O
12	=O	-OH
13	-OH	-OH



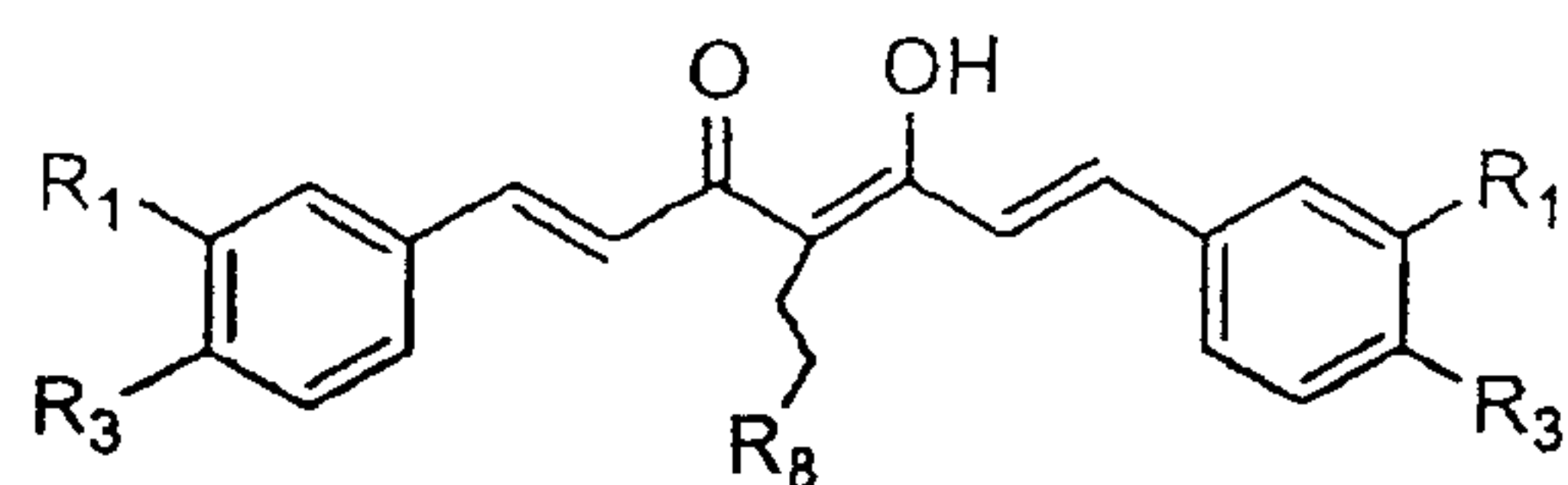
	R ₅	R ₆	R ₇
14	H	=O	=O
15	H	=O	-OH
16	H	-OH	-OH
17	CH ₃	=O	-OH
18	CH ₃	-OH	-OH



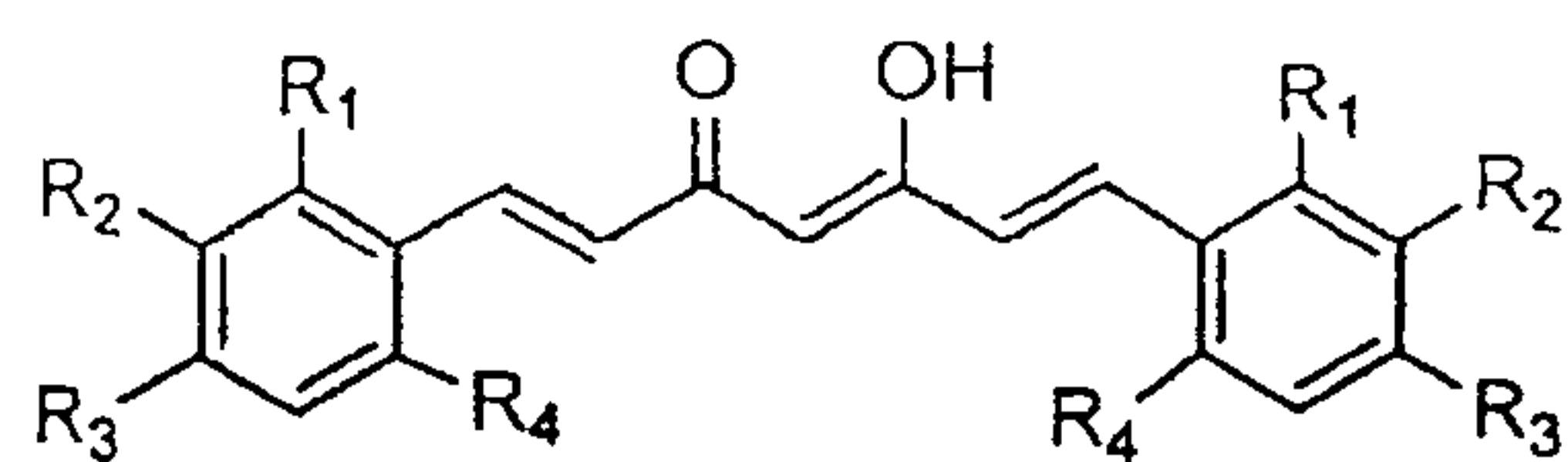
	R ₁	R ₃	R ₄
19	OCH ₃	CH ₂ COOCH ₃	H
20	OCH ₃	CH ₂ COOCH ₃	CH ₂ COOCH ₃

Figure 1

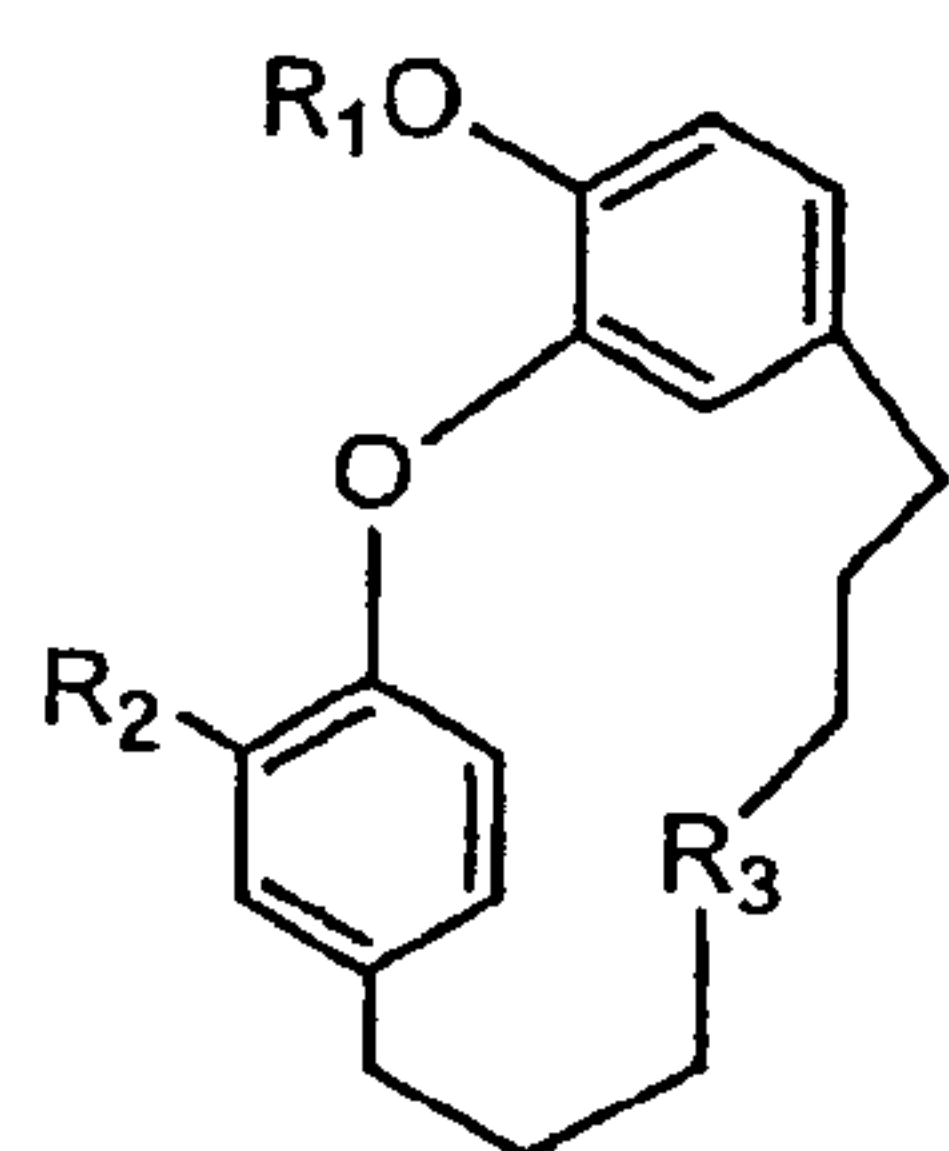
2/5



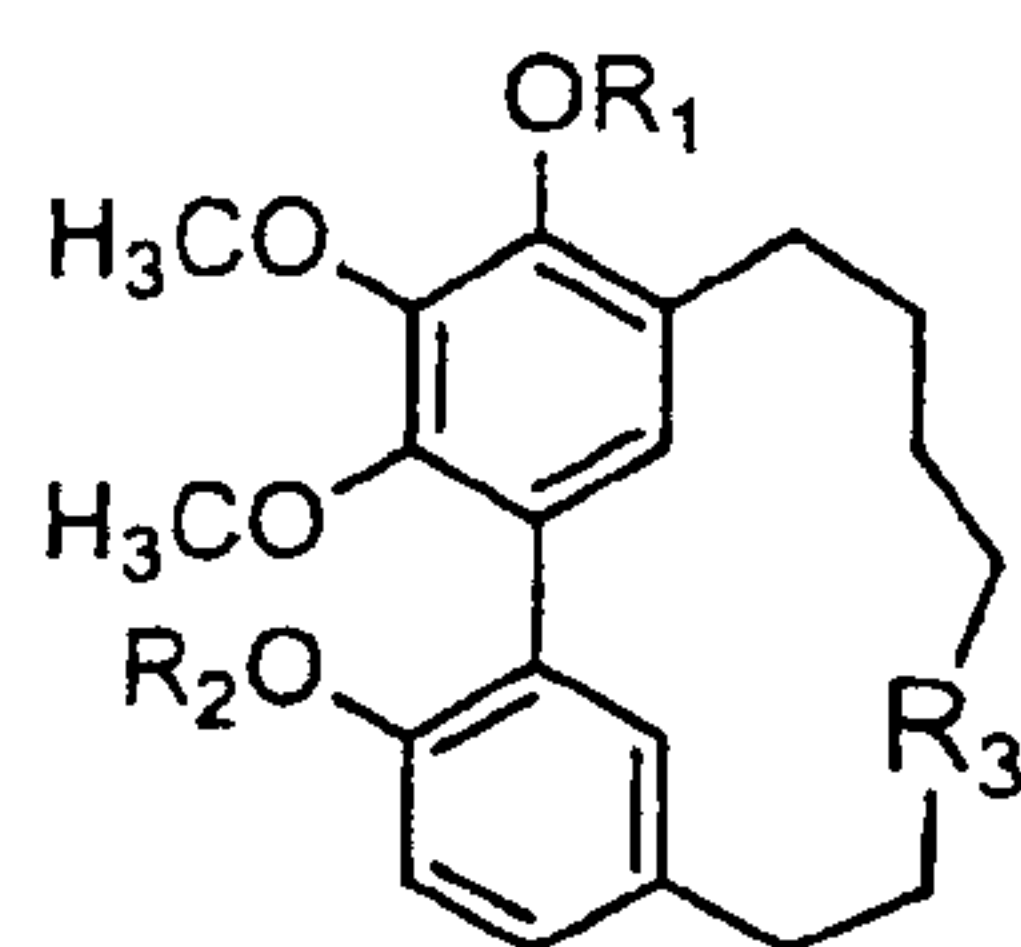
	R ₁	R ₃	R ₈
21	H	H	COOH
22	OCH ₃	OH	COOC ₂ H ₅
23	OCH ₃	OH	COOH



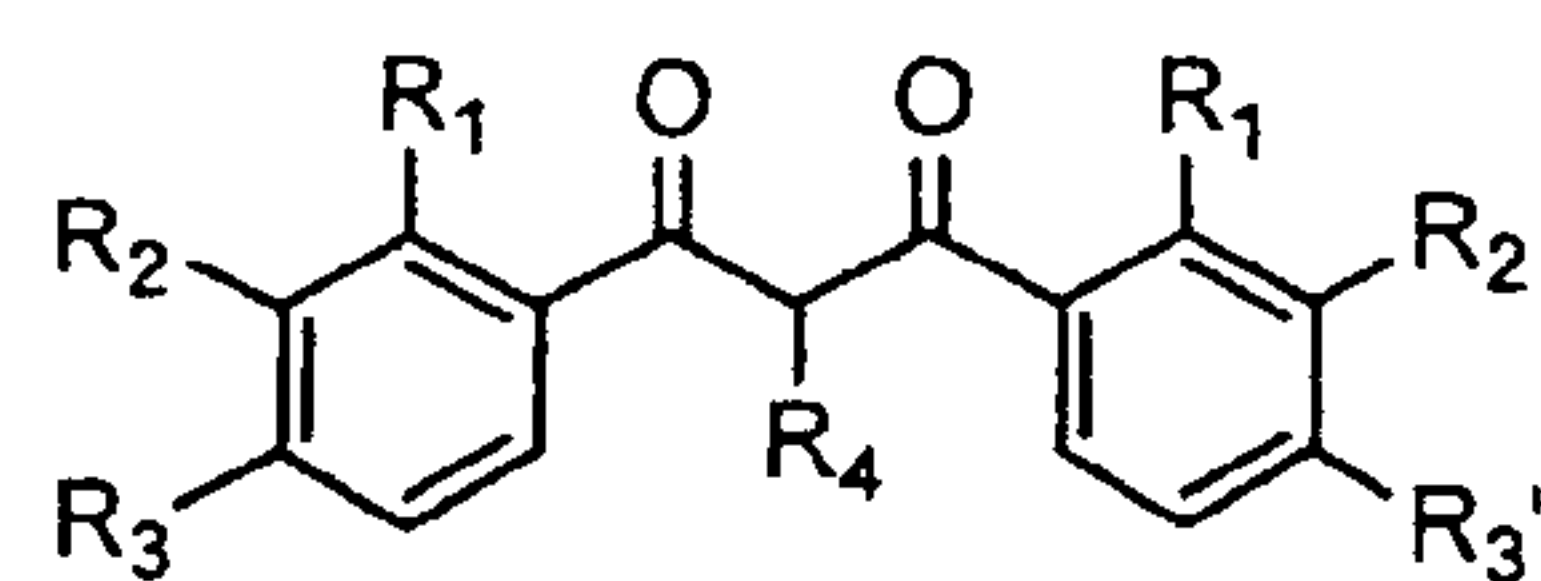
	R ₁	R ₂	R ₃	R ₄
24	H	H	F	H
25	H	F	H	H
26	F	H	H	H
27	H	F	OMe	H
28	H	CF ₃	F	H
29	H	H	OCF ₃	H



	R ₁	R ₂	R ₃
30	H	H	C=O
31	H	H	C=N-OH
32	CH ₃	OH	C=O



	R ₁	R ₂	R ₃
33	H	H	C=O
34	CH ₃	H	C=O
35	CH ₃	CH ₃	C=O
36	Ac	Ac	C=O
37	H	H	$\begin{array}{c} \text{O} \\ \diagup \quad \diagdown \\ \text{O} \end{array}$
38	H	H	$\begin{array}{c} \text{S} \\ \diagup \quad \diagdown \\ \text{S} \end{array}$



	R ₁	R ₂	R ₃	R ₃ '	R ₄
39	H	OCH ₃	OCH ₃	OCH ₃	H
40	OCH ₃	H	OCH ₃	OCH ₃	H
41	H	H	OCH ₃	NO ₂	Br
42	H	H	NO ₂	NO ₂	Br
43	H	H	NO ₂	NO ₂	H
44	H	H	H	H	CH ₂ CO

Figure 2

3/5

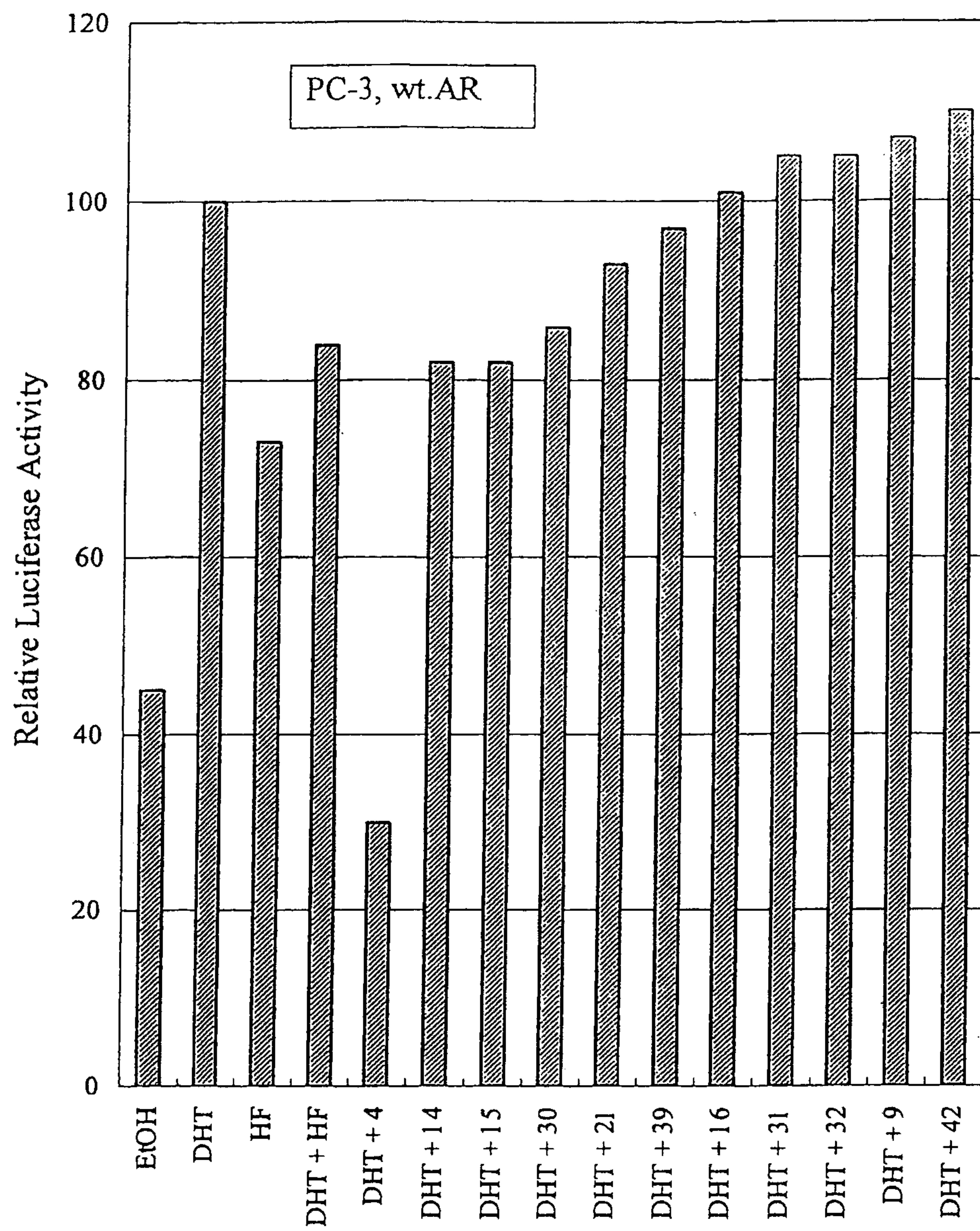
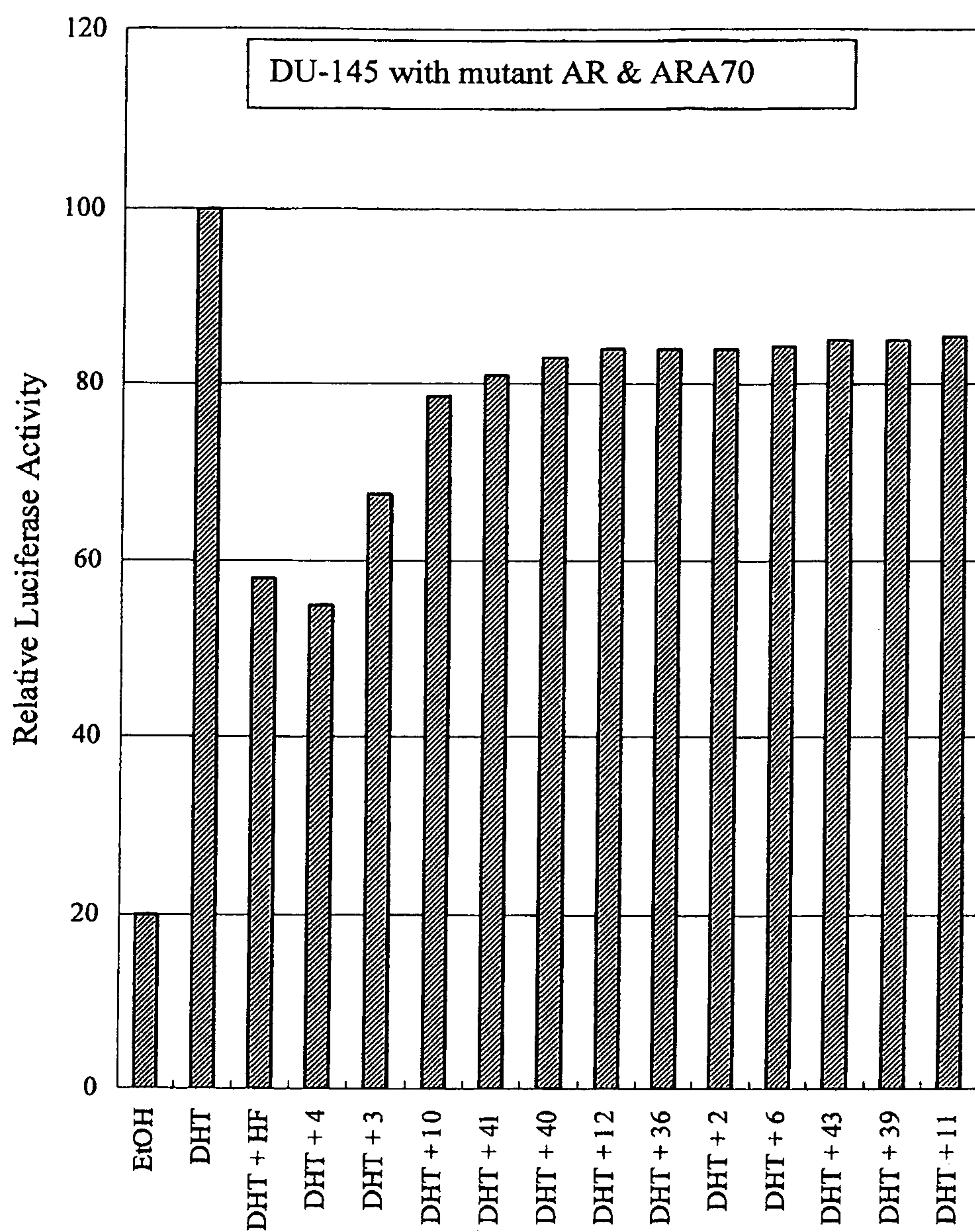


Figure 3A

**Figure 3B**

5/5

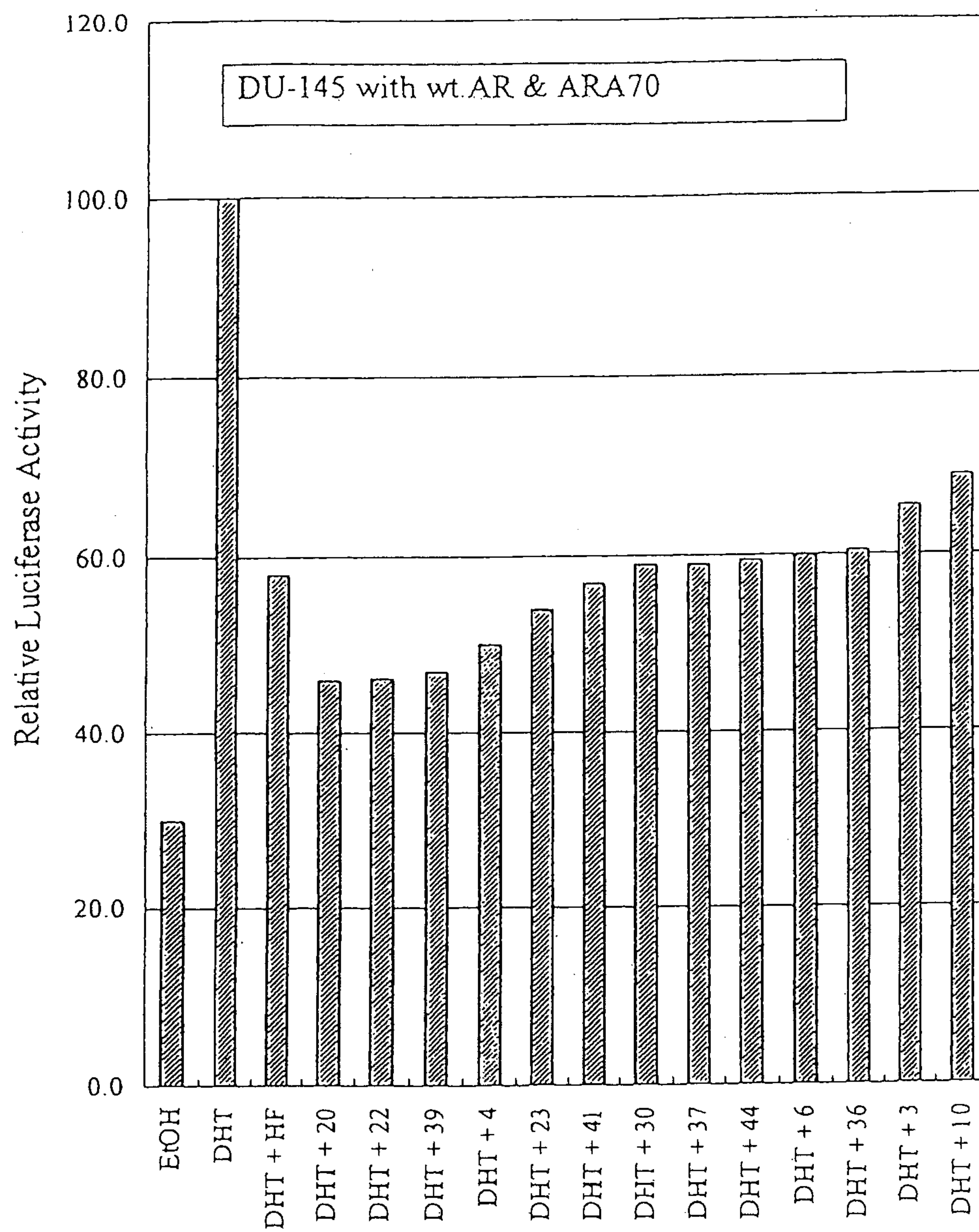


Figure 3C