



US00D778357S

(12) **United States Design Patent**  
**Wang**

(10) **Patent No.:** **US D778,357 S**

(45) **Date of Patent:** **\*\* Feb. 7, 2017**

- (54) **FOLDING PEN**
- (71) Applicant: **Andrew Wang**, Hangzhou (CN)
- (72) Inventor: **Andrew Wang**, Hangzhou (CN)
- (\*\*) Term: **15 Years**
- (21) Appl. No.: **29/531,677**
- (22) Filed: **Jun. 29, 2015**
- (51) **LOC (10) CL.** ..... **19-06**
- (52) **U.S. CL.**  
USPC ..... **D19/157; D19/915**
- (58) **Field of Classification Search**  
USPC ..... D14/411; D19/115-204  
CPC ..... B43K 5/00; B43K 7/00; B43K 7/10;  
B43K 7/12; B43K 8/04; B43K  
19/00; B43K 19/02; B43K 19/14  
See application file for complete search history.

4,549,827	A	*	10/1985	Mack	.....	B43K 7/005	401/104
D301,345	S	*	5/1989	Schreiber	.....		D19/137
D307,600	S	*	5/1990	Singer	.....		D19/123
D377,947	S	*	2/1997	Ladner	.....		401/195
D469,806	S	*	2/2003	Chan	.....		D19/121
D482,726	S	*	11/2003	Hung	.....		D19/166
D482,727	S	*	11/2003	Hung	.....		D19/166
D567,851	S	*	4/2008	Uchibayashi	.....		D19/157
D585,936	S	*	2/2009	Nakazawa	.....		D19/135
D644,227	S	*	8/2011	Son	.....		D14/411
D655,292	S	*	3/2012	Nakata	.....		D14/411
D659,758	S	*	5/2012	Kim	.....		D19/163
D684,578	S	*	6/2013	Son	.....		D14/411
D713,881	S	*	9/2014	Koch	.....		D19/173
D744,591	S	*	12/2015	Puglisi	.....		D19/195

(Continued)

*Primary Examiner* — Elizabeth Albert  
(74) *Attorney, Agent, or Firm* — Global IP Services;  
Tianhua Gu

(57) **CLAIM**

The ornamental design for a folding pen, as shown and described.

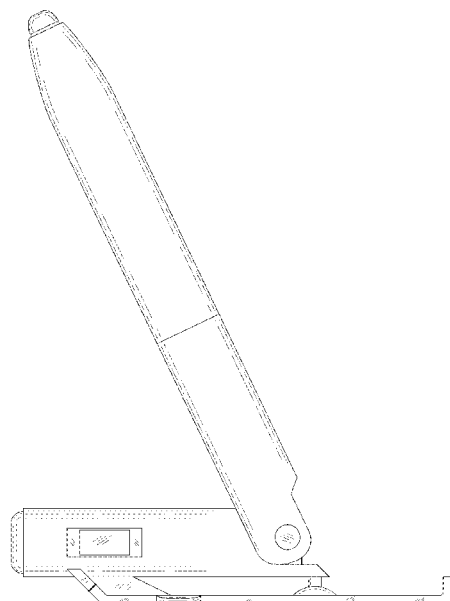
**DESCRIPTION**

FIG. 1 is a front elevation view thereof;  
FIG. 2 is a rear elevation view thereof;  
FIG. 3 is a left side elevation view thereof;  
FIG. 4 is a right side elevation view thereof;  
FIG. 5 is a top plan view thereof;  
FIG. 6 is a bottom plan view thereof;  
FIG. 7 is a front elevation view showing a folded status thereof;  
FIG. 8 is a front-top perspective view thereof;  
FIG. 9 is a rear-top perspective view thereof;  
FIG. 10 is a front-bottom perspective view thereof; and,  
FIG. 11 is a rear-bottom perspective view thereof.

**1 Claim, 6 Drawing Sheets**

(56) **References Cited**  
U.S. PATENT DOCUMENTS

D47,896	S	*	9/1915	Riker	.....	D19/197
D112,750	S	*	12/1938	Blake	.....	D19/173
2,153,488	A	*	4/1939	Weisser	.....	B43K 25/022
						24/11 F
D160,436	S	*	10/1950	Seibert	.....	D19/171
3,257,991	A	*	6/1966	Mosch	.....	B43K 29/18
						401/195
3,364,856	A	*	1/1968	Lind	.....	B41K 1/40
						101/334
3,759,622	A	*	9/1973	Miyamoto	.....	B43K 25/02
						401/104
4,149,812	A	*	4/1979	Huffman, Jr.	.....	B43K 23/122
						401/195
4,285,101	A	*	8/1981	Hanna	.....	A45F 5/02
						24/11 C
D267,256	S	*	12/1982	Zepell	.....	D19/197



(56)

**References Cited**

U.S. PATENT DOCUMENTS

D765,027 S \* 8/2016 Lee ..... D13/108

\* cited by examiner

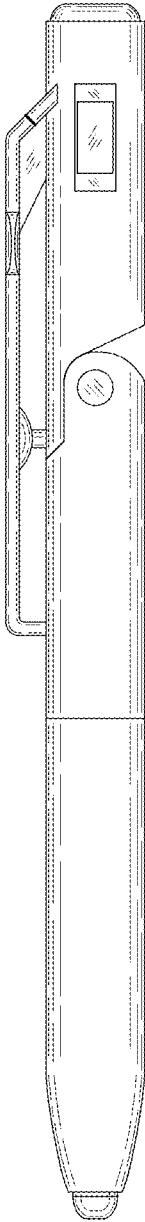


Fig. 1

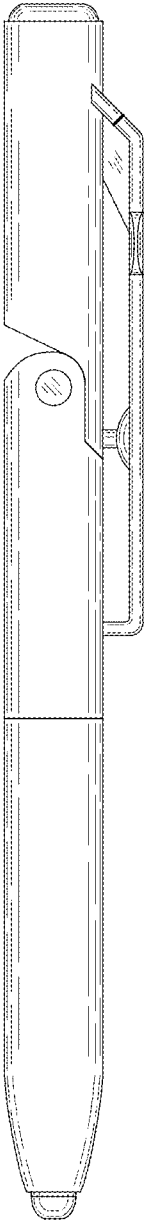


Fig. 2

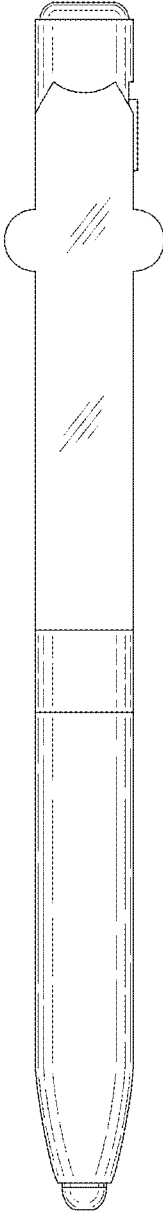


Fig. 3

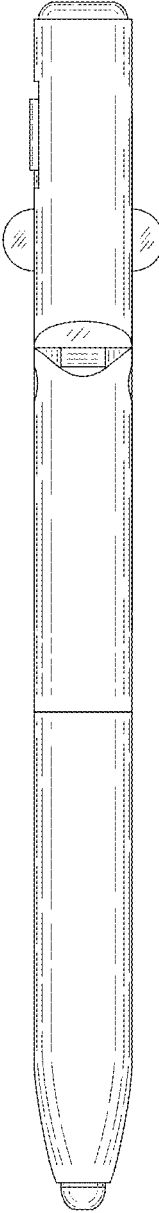


Fig. 4

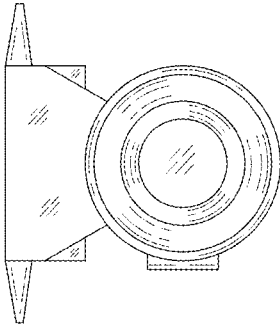


Fig. 5

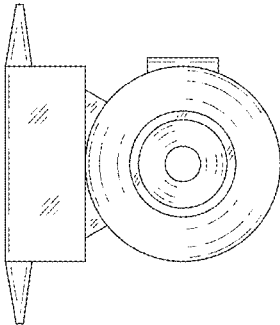


Fig. 6

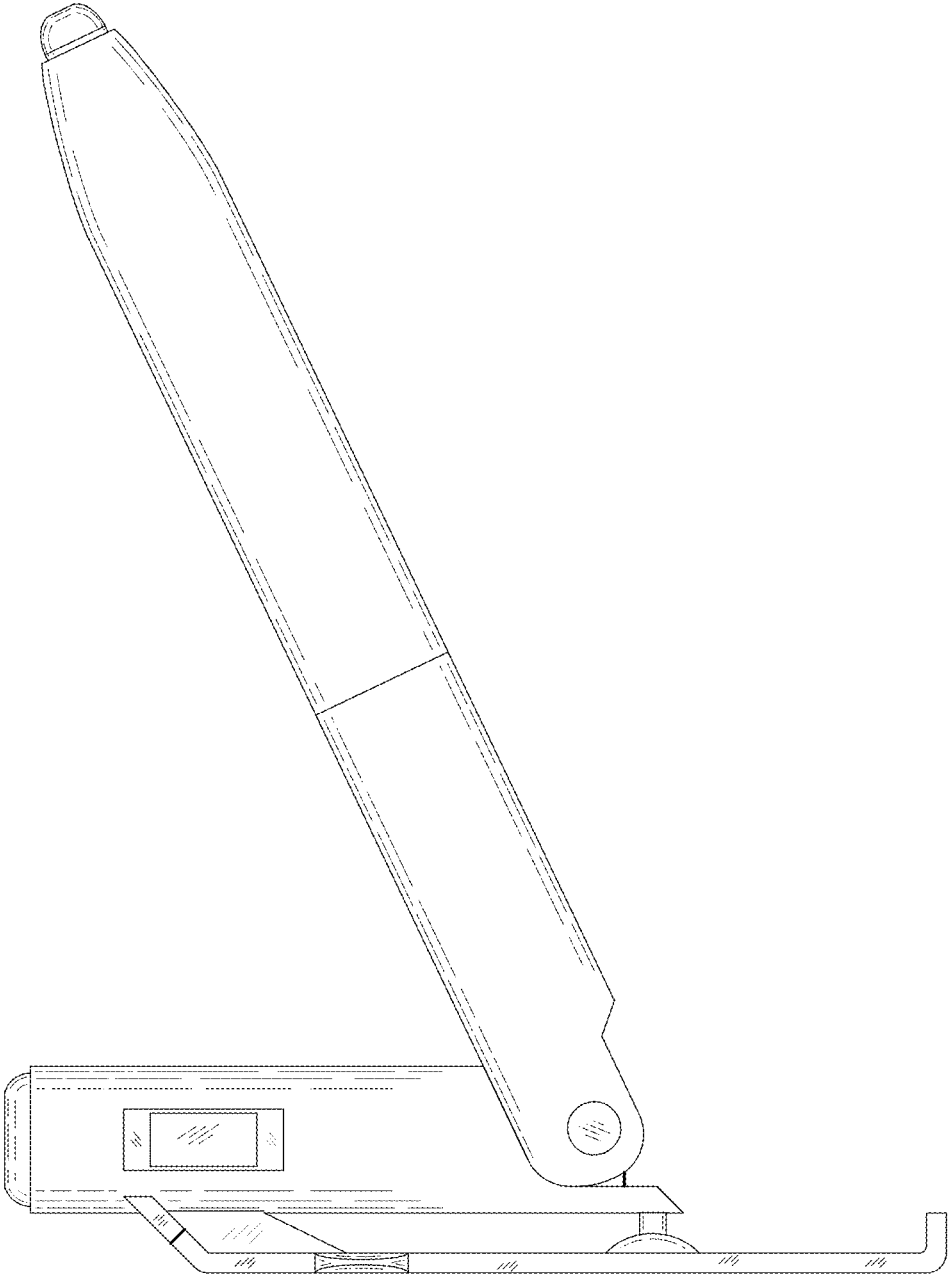


Fig. 7

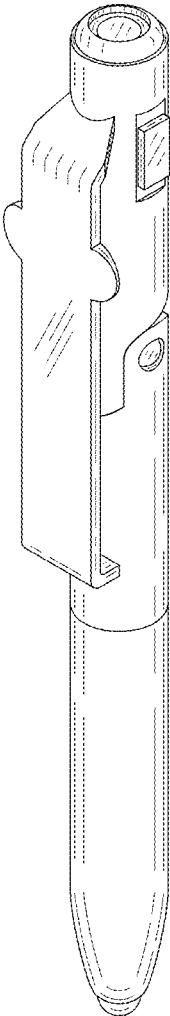


Fig. 8

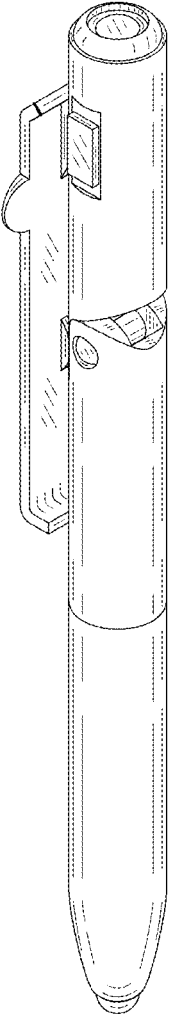


Fig. 9

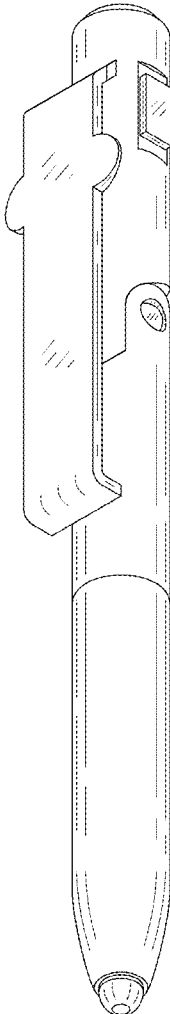


Fig. 10

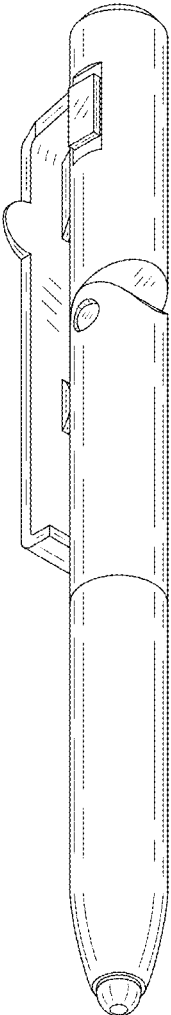


Fig. 11