



US00D786409S

(12) **United States Design Patent**
Rexach

(10) **Patent No.:** **US D786,409 S**

(45) **Date of Patent:** **** May 9, 2017**

(54) **FAUCET**

(71) Applicant: **Kohler Co.**, Kohler, WI (US)

(72) Inventor: **Rafael A. Rexach**, Sheboygan, WI (US)

(73) Assignee: **KOHLER CO.**, Kohler, WI (US)

(**) Term: **15 Years**

(21) Appl. No.: **29/536,259**

(22) Filed: **Aug. 14, 2015**

(51) **LOC (10) Cl.** **23-01**

(52) **U.S. Cl.**
USPC **D23/257**

(58) **Field of Classification Search**
USPC D23/238-240, 249-250, 252, 255, 257,
D23/223, 226, 228
CPC E03C 1/04; E03C 1/0401; E03C 1/0402;
E03C 1/0404; F16K 31/602; F16K
31/605; F16K 31/607
See application file for complete search history.

(56) **References Cited**

U.S. PATENT DOCUMENTS

D533,256 S * 12/2006 Schaffeld D23/255
D534,620 S * 1/2007 Zhou D23/238

D534,990 S * 1/2007 Zhou D23/238
D652,489 S * 1/2012 Bosio D23/255
D698,424 S * 1/2014 Georgeson D23/249
D758,546 S * 6/2016 Rexach D23/238
D767,726 S * 9/2016 Mazz D23/238

* cited by examiner

Primary Examiner — Robert Delehanty

(74) *Attorney, Agent, or Firm* — Foley & Lardner LLP

(57) **CLAIM**

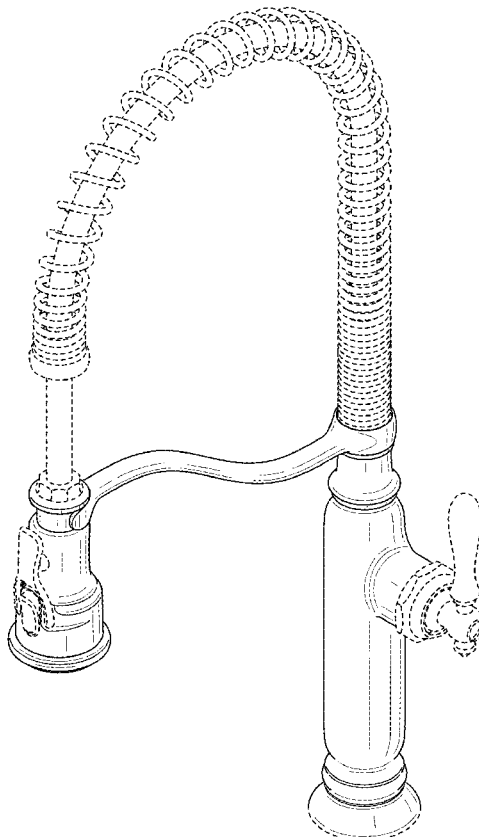
I claim the ornamental design for a faucet, as shown and described.

DESCRIPTION

FIG. 1 is a top, front, right perspective view of another embodiment of the claimed design;
FIG. 2 is a right elevation view thereof;
FIG. 3 is a left elevation view thereof;
FIG. 4 is a front elevation thereof;
FIG. 5 is a rear elevation thereof;
FIG. 6 is a top plan thereof; and,
FIG. 7 is a bottom plan thereof.

The ornamental design which is claimed is shown in solid lines in the drawings. The broken lines in the drawings form no part of the claimed design. Broken lines formed by equal length dashes show unclaimed subject matter.

1 Claim, 5 Drawing Sheets



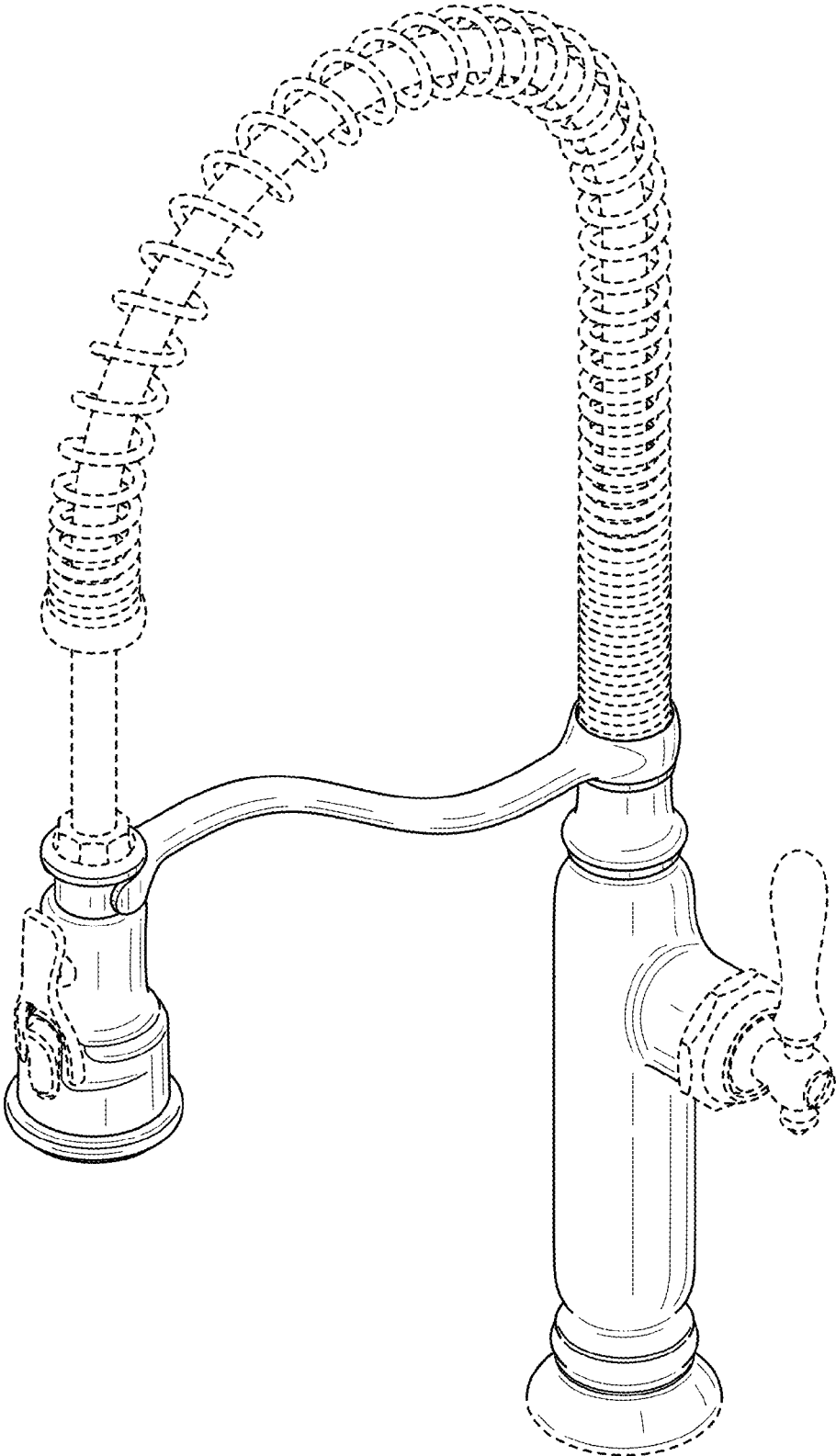


FIG. 1

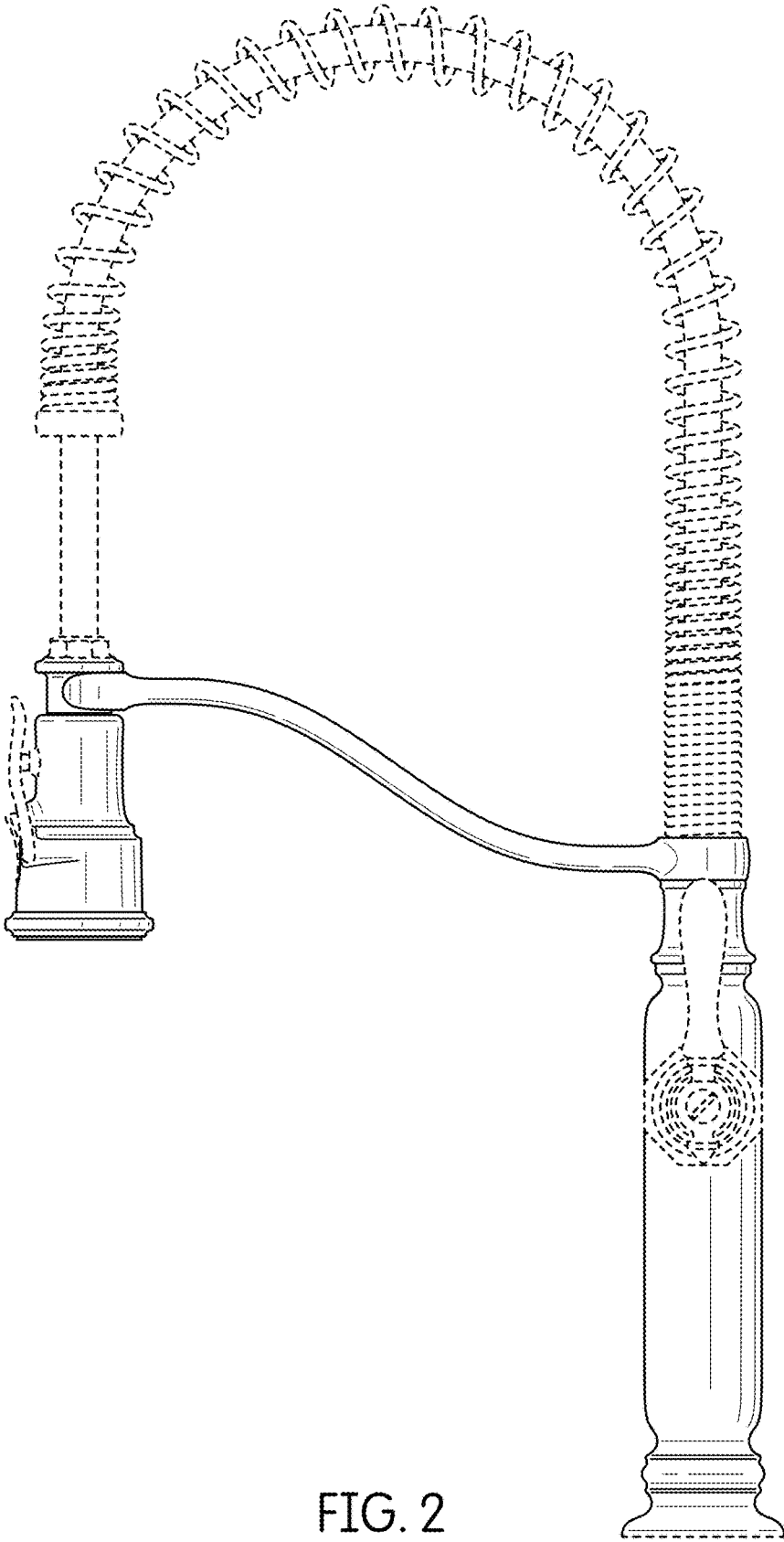


FIG. 2

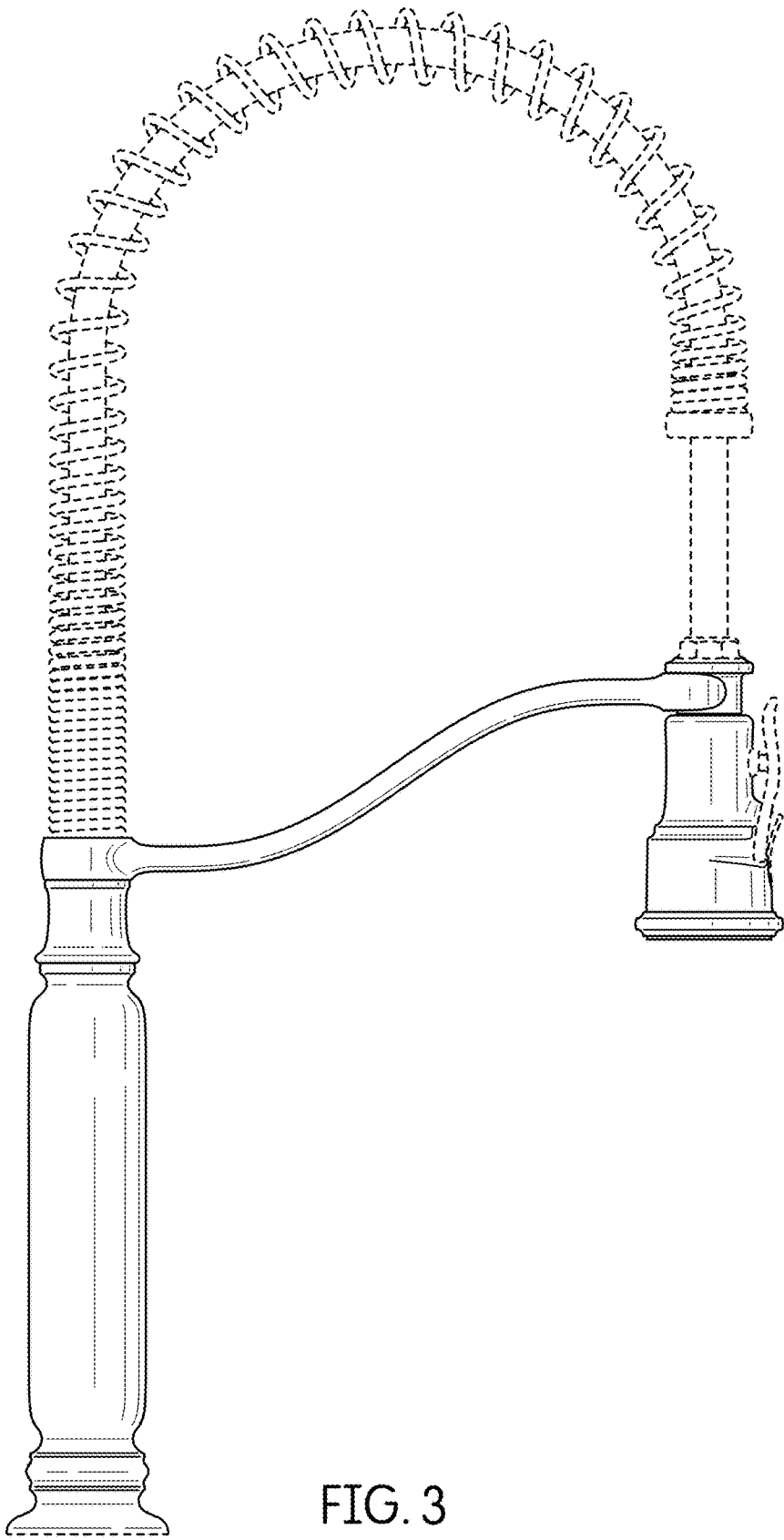


FIG. 3

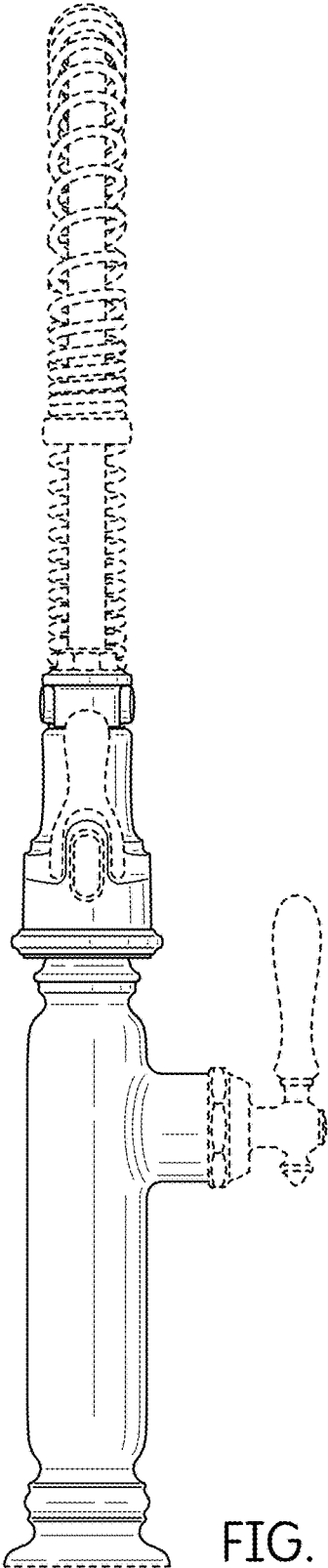


FIG. 4

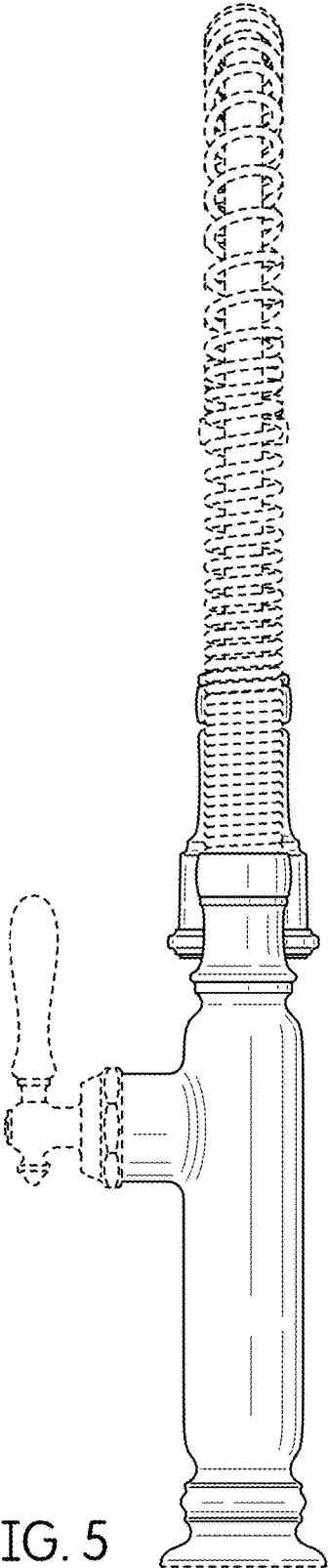


FIG. 5

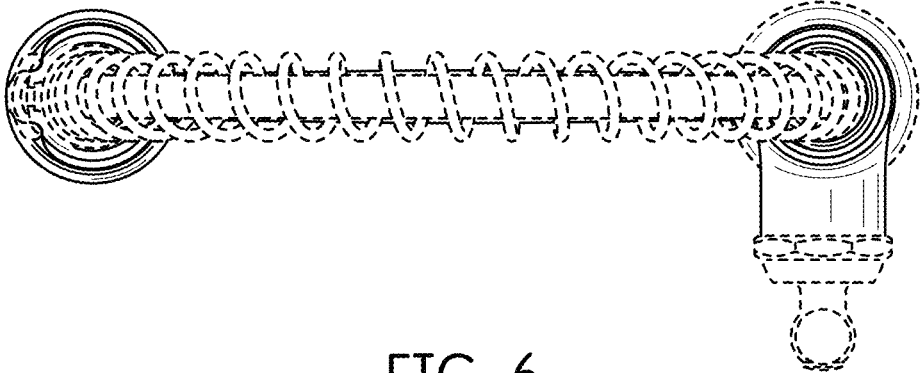


FIG. 6

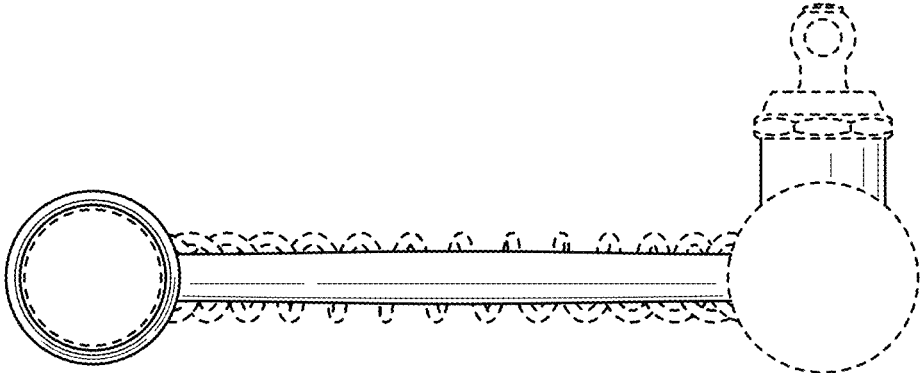


FIG. 7