



US00D827994S

(12) **United States Design Patent**
Sassi

(10) **Patent No.:** **US D827,994 S**

(45) **Date of Patent:** **** Sep. 11, 2018**

- (54) **SHOE**
- (71) Applicant: **VALENTINO S.p.A.**, Milan (IT)
- (72) Inventor: **Stefano Sassi**, Milan (IT)
- (73) Assignee: **VALENTINO S.p.A.**, Milan (IT)
- (**) Term: **15 Years**
- (21) Appl. No.: **29/610,150**
- (22) Filed: **Jul. 10, 2017**
- (30) **Foreign Application Priority Data**

Jan. 11, 2017 (IT) 402017000002399

- (51) **LOC (11) Cl.** **02-04**
- (52) **U.S. Cl.**
USPC **D2/929**

- (58) **Field of Classification Search**
USPC D2/896, 900, 916-918, 925-942, 971
CPC A43B 21/00; A43B 21/02; A43B 21/06;
A43B 9/14; A43B 1/0045; A43B 13/10;
A43B 13/12; A43B 23/06; A43B 23/07;
A43B 1/0036; A43B 5/12; A43B 3/248;
A43B 9/02; A43B 13/122; A43B 13/14;
A43B 3/108
See application file for complete search history.

(56) **References Cited**

U.S. PATENT DOCUMENTS

D71,136 S *	9/1926	Davis	D2/929
D72,731 S *	5/1927	Siegel	D2/929
D75,276 S *	5/1928	Miller	D2/929
D91,532 S *	2/1934	Morali	D2/939
D91,534 S *	2/1934	Morali	D2/930
D93,040 S *	8/1934	Pape	D2/938
D93,485 S *	10/1934	Levin	D2/931
D93,515 S *	10/1934	Phifer	D2/941

D93,808 S *	11/1934	Batterman	D2/935
D94,513 S *	2/1935	Perugia	D2/930
D94,962 S *	3/1935	Goldman	D2/938
D95,527 S *	5/1935	Levin	D2/939
D95,991 S *	6/1935	Siegel	D2/938
D96,661 S *	8/1935	Goldman	D2/938
D97,518 S *	11/1935	Abowitz	D2/931
D98,907 S *	3/1936	Audino	D2/931
D500,403 S *	1/2005	Belley	D2/969
D502,798 S *	3/2005	Belley	D2/969
D513,836 S *	1/2006	Magro	D2/896
D660,565 S *	5/2012	Della Valle	D2/925
D662,309 S *	6/2012	Ard	D2/971
D735,981 S *	8/2015	Louboutin	D2/939
D765,954 S *	9/2016	Sassi	D2/929
D766,557 S *	9/2016	Sassi	D2/929
D774,737 S *	12/2016	Sassi	D2/929
D775,797 S *	1/2017	Sassi	D2/929

(Continued)

Primary Examiner — Dominic V Simone
(74) *Attorney, Agent, or Firm* — Thomas | Horstemeyer, LLP

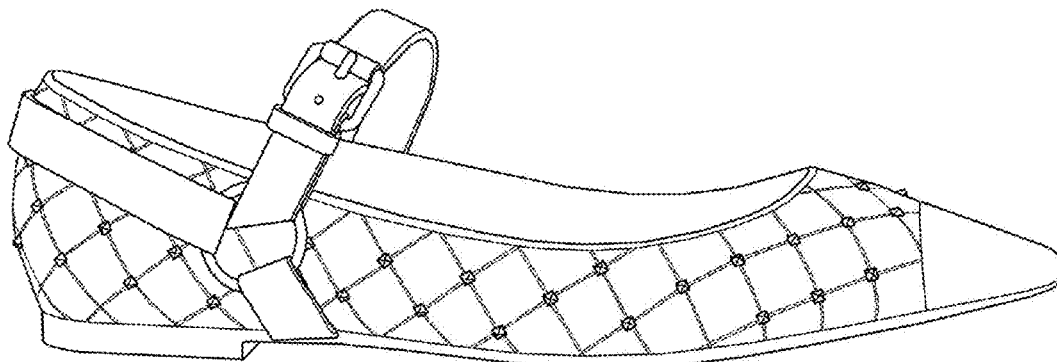
(57) **CLAIM**

The ornamental design for a shoe, as shown and described.

DESCRIPTION

FIG. 1 is a perspective view of a shoe showing my new design;
 FIG. 2 is a front elevational view thereof;
 FIG. 3 is a rear elevational view thereof, opposite that of FIG. 2;
 FIG. 4 is a side elevational view thereof;
 FIG. 5 is a side elevational view thereof, from a side opposite that of FIG. 4;
 FIG. 6 is a top view thereof; and,
 FIG. 7 is a bottom view thereof, opposite that of FIG. 6.
 The broken lines in FIGS. 1-7 denote stitching on portions of the shoe and form part of the claimed design.

1 Claim, 7 Drawing Sheets



(56)

References Cited

U.S. PATENT DOCUMENTS

D812,354 S * 3/2018 Sassi D2/939
D815,401 S * 4/2018 Sassi D2/925

* cited by examiner

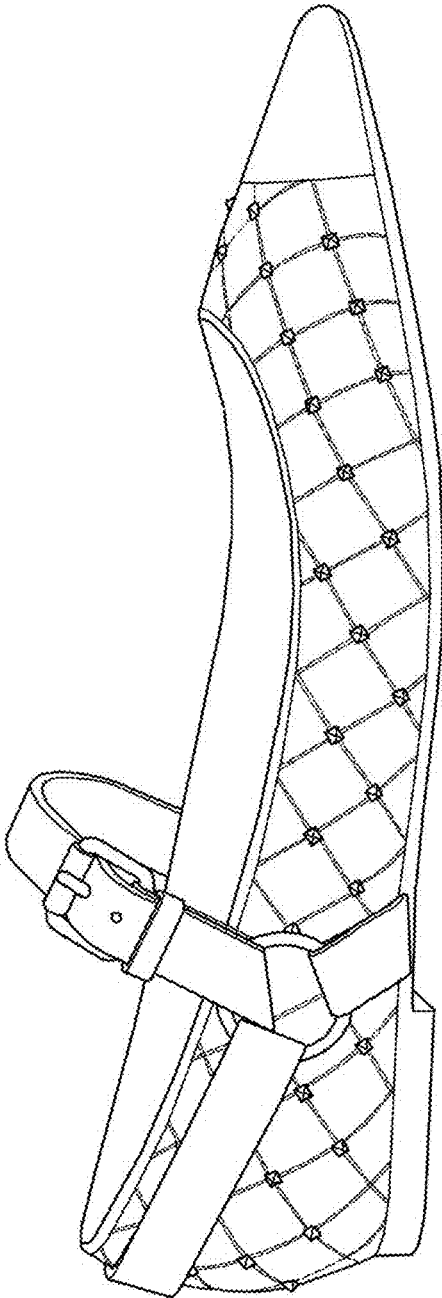


FIG. 1

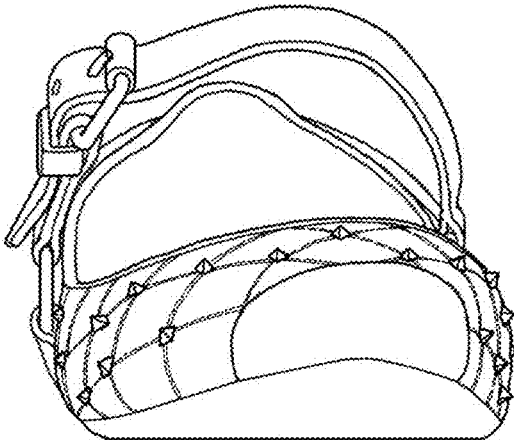


FIG. 2

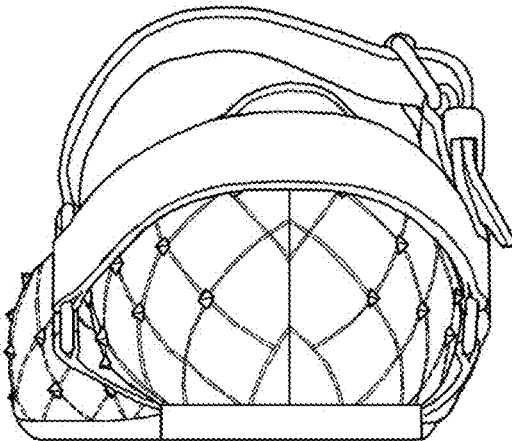


FIG. 3

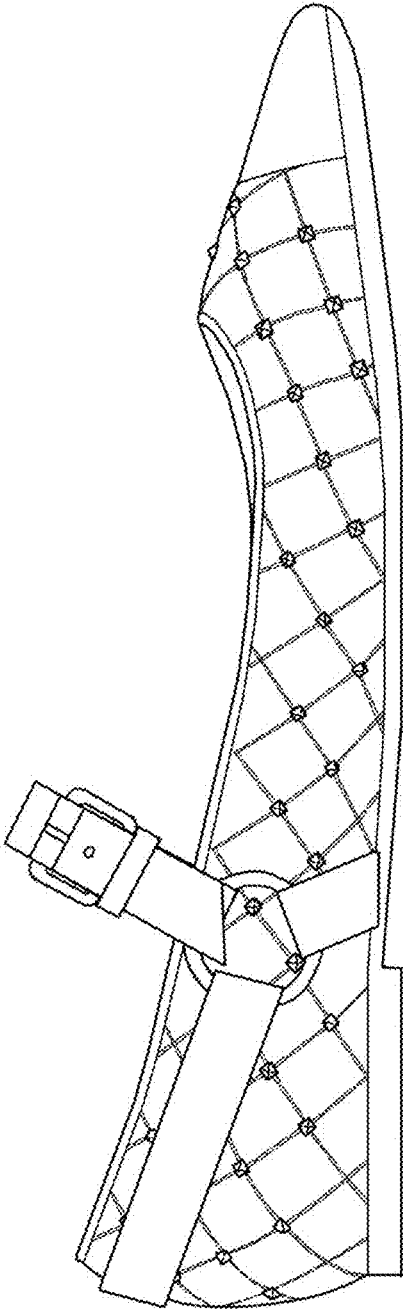


FIG. 4

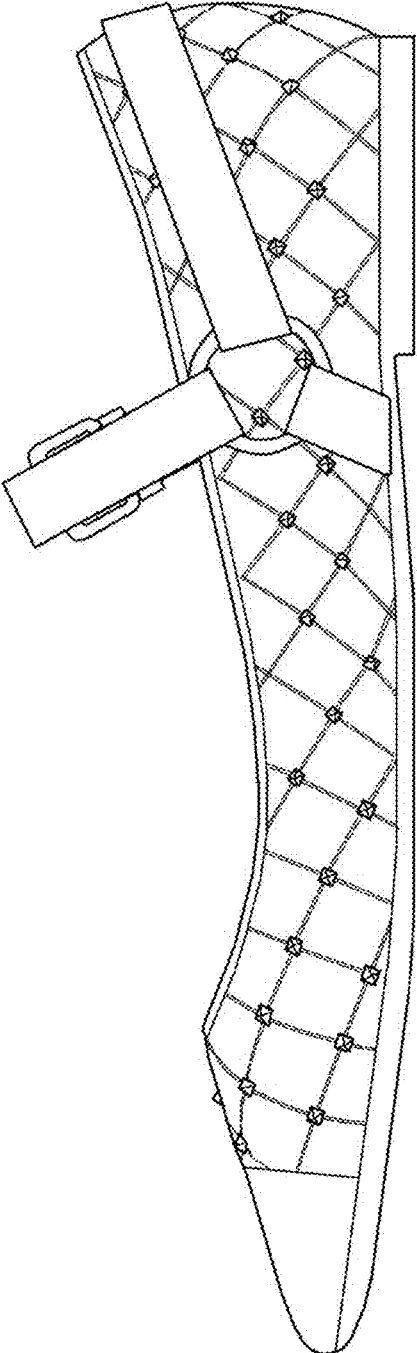


FIG. 5

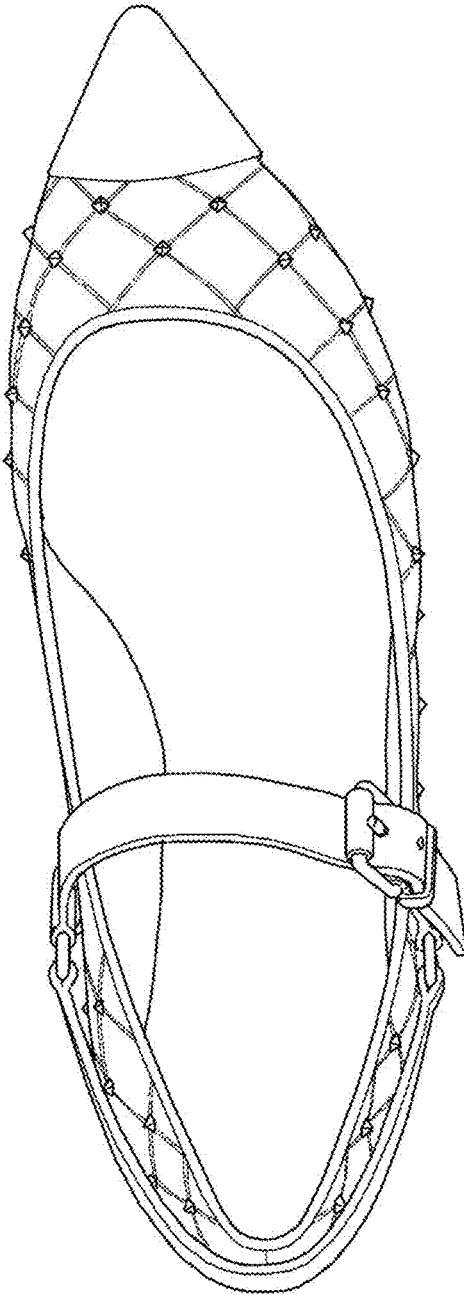


FIG. 6

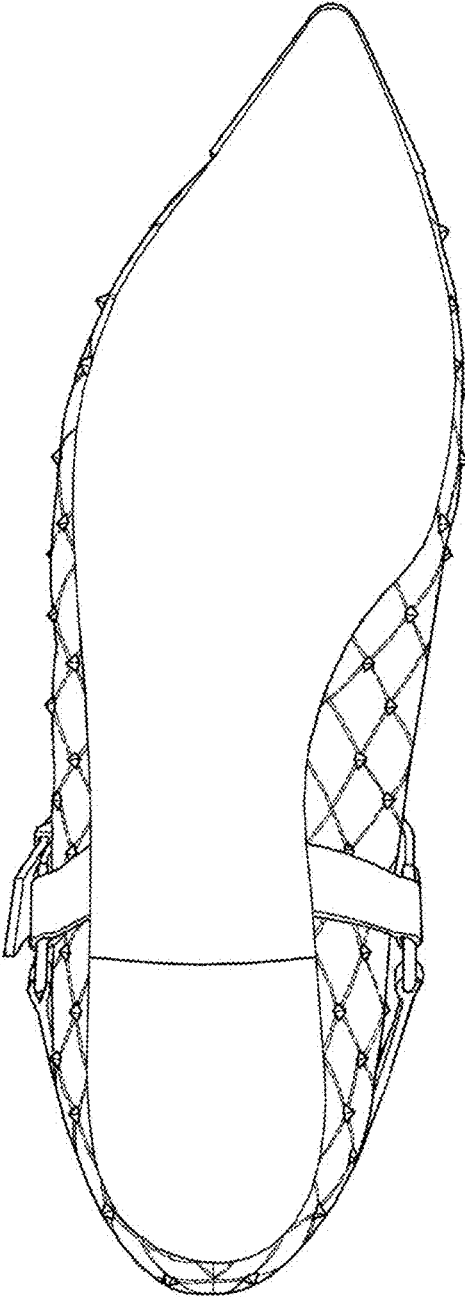


FIG. 7