M. VON BALDASS.

GLOVE.

APPLICATION FILED MAR. 14, 1918.

1,268,516. Patented June 4, 1918.

Fig. 1.

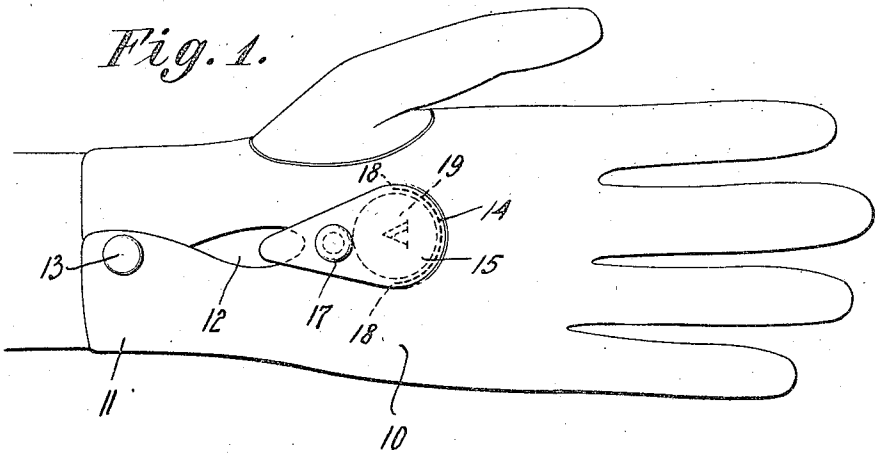

Fig. 2.

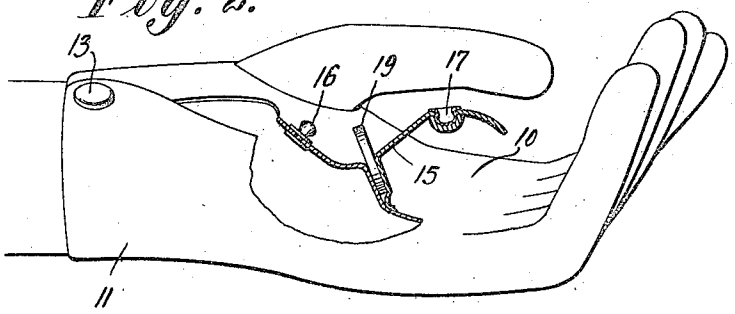

Fig. 3.

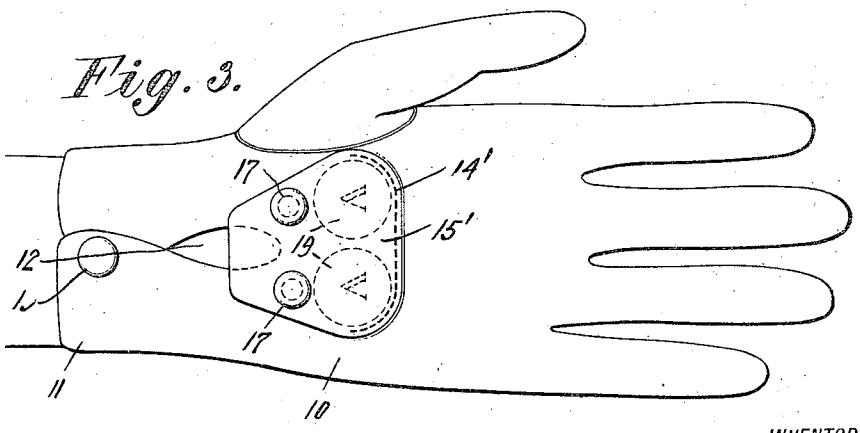

INVENTOR

Max von Baldass

BY

Sigmund Hargog

his ATTORNEY

UNITED STATES PATENT OFFICE.

MAX von BALDASS, OF NEW YORK, N. Y.

GLOVE.

1,268,516. Specification of Letters Patent. Patented June 4, 1918.

Application filed March 14, 1918. Serial No. 222,437.

To all whom it may concern:

Be it known that I, MAX von BALDASS, a subject of the Emperor of Austria, and a resident of the city of New York, in the county of New York and State of New York, have invented certain new and useful Improvements in Gloves, of which the following is a specification.

The present invention relates to gloves, and more particularly to a glove provided with a pocket for the reception of one or more coins adapted for use in paying carfare, etc.

Gloves of the type mentioned are well-known, but seem all to have one serious defect, to wit: The coin or coins are not readily accessible and cannot be extracted conveniently by a gloved hand. They fail thus in their purpose, which is to permit of a removal of the coin or coins without removing the glove from the hand which is to extract the coin.

The main object of the present invention is to obviate the defects mentioned, that is to say to provide a glove with a pocket which can be easily opened and from which the coin or coins can be removed conveniently by a gloved hand.

Another object of the invention is to provide a glove of the type mentioned which can be produced on a commercial scale or, in other words, one which is not so difficult to manufacture so as to be beyond the reasonable cost of such an article.

A further object of the invention is to so arrange the pocket on the glove that it will not be conspicuous and will not interfere with the free movement of the hand.

With these and other objects in view, which will more fully appear as the nature of the invention is better understood, the same consists in the combination, arrangement, and construction of parts hereinafter described, pointed out in the appended claims and illustrated in the accompanying drawings, it being understood that many changes may be made in the size and proportion of the several parts and details of construction within the scope of the appended claims without departing from the spirit or sacrificing any of the advantages of the invention.

Two of the many possible embodiments of the invention are illustrated in the accompanying drawings, in which:—

Figure 1 is a view of a glove as seen from the inner or palm side, embodying the invention; Fig. 2 is a perspective view of the glove, the pocket being shown in section and in its open position; and Fig. 3 is a view similar to the one shown in Fig. 1 of a modification of the invention.

Referring now first to Figs. 1 and 2 of the drawings, the numeral 10 indicates the palm portion of a glove of any suitable construction and made of any suitable material. The wrist portion of the glove is denoted by the numeral 11, the wrist and palm portions being provided with the usual palm opening 12, which may be closed at the wrist by a suitable separable fastening means 13, for instance of the head-and-socket type. To the outer side of the palm portion of the glove is attached by a line of stitches 14 an oblong piece 15, preferably of the same material as the glove. This piece constitutes one wall of the pocket, and the other wall consists of a section of the palm portion of the glove. The line of stitches is disposed, preferably, in a semicircle, the diameter of which is somewhat larger than the diameter of the coin to be inserted into the pocket, said line following closely the contour of the respective portion of the pocket. Beyond the line of stitches, the piece 15 is free, that is to say unattached, thereby forming a tab, preferably of a length so as to overlap partially the palm opening 12, as clearly appears from the drawings. The longitudinal center line of the piece 15 coincides practically with the longitudinal center line of the palm portion of the glove, and in the said line is located between the palm opening 12 and the line of stitches 14 a fastening means, preferably a snap fastener, the male member 16 of which is secured to the palm portion of the glove and the female member 17 to the inner face of the piece 15. The distance between the center of the said snap fastener and either one of the diametrically opposite points 18 of the line of stitches should be smaller than the diameter of the smallest coin that it is intended to carry in the pocket of the glove.

The operation of this device is as fol-

lows:—After a coin 19 has been inserted into the pocket, the members of the snap fastener are brought into engagement, thereby preventing loss of the coin. If it is intended to remove the coin, the tab of the piece 15 is taken hold of and the members 16 and 17 of the snap fastener disengaged. If now the fingers of the hand are moved back toward the palm thereof into the position shown in Fig. 2 of the drawings and the tab turned back as far as the line of stitches 14 will permit, the coin is partially uncovered and caused to stand at an angle to the palm. In this manner the coin can be conveniently taken hold of by a gloved hand and removed from the pocket. Inasmuch as the free end of the tab overlaps partly the palm opening 12, the said tab can be conveniently grasped by the fingers since the latter can be lowered into the said opening.

The modification shown in Fig. 3 of the drawings differs from the one above described in that the piece 15′ is substantially wider and the line of stitches 14′ is such as to accommodate more than one coin. There may be two sets of snap fasteners employed on the tab of this piece. This pocket permits more than one small coin or a larger coin, a folded bill or a folded car ticket to be inserted in the pocket.

The operation of this device is in all respects the same as of that above described.

It is obvious that the line of stitches need not be disposed in a semi-circle, as hereinabove mentioned. They may be arranged in any other suitable manner, the main object being to so secure the pocket forming piece to the palm portion of the glove in a manner that the coin is partially uncovered when the tab of said piece is turned back.

What I claim is:—

1. A glove, a pocket upon the palm portion of said glove consisting of an oblong piece partly secured by a line of stitches to the outer face of said palm portion, the attached section of said piece being adapted to cover substantially one-half of the coin to be inserted into said pocket and the unattached section of said piece forming a tab, and separable fastening means upon the palm portion of said glove and said tab, said fastening means being disposed intermediate the ends of said tab.

2. A glove having a palm opening, a pocket upon the palm portion of said glove consisting of an oblong piece partly secured by a line of stitches to the outer face of said palm portion, the attached section of said piece being adapted to cover substantially one-half of the coin to be inserted into said pocket and the unattached section of said piece forming a tab overlapping part of said palm opening, and separable fastening means upon the palm portion of said glove and said tab, said fastening means being disposed intermediate the ends of said tab.

3. A glove having a pocket upon its outer face, said pocket consisting of a separate piece partly secured to said glove, the attached section of said piece being adapted to cover part of the coin to be inserted into said pocket and the unattached section of said piece forming a tab, and separable fastening means upon said glove and said tab, said fastening means being disposed intermediate the ends of said tab.

4. A glove having a pocket upon its outer face, said pocket consisting of a separate piece partly secured to said glove, the attached section of said piece being adapted to cover part of the coin to be inserted into said pocket and the unattached section of said piece forming a tab extending in the plane of the attached section of said piece, and separable fastening means upon said glove and said tab.

5. A glove having a pocket upon its outer face, said pocket consisting of a separate piece partly secured to said glove, the attached section of said piece being adapted to cover part of the coin to be inserted into said pocket and the unattached section of said piece forming a tab extending in the plane of the attached section of said piece, and separable fastening means upon said glove and said tab, said fastening means being disposed intermediate the ends of said tab.

Signed at New York, in the county of New York and State of New York, this 9th day of March, A. D. 1918.

MAX VON BALDASS.

Copies of this patent may be obtained for five cents each, by addressing the "Commissioner of Patents, Washington, D. C."