



US00D744974S

(12) **United States Design Patent**
Tang

(10) **Patent No.:** **US D744,974 S**

(45) **Date of Patent:** **** Dec. 8, 2015**

(54) **PORTABLE CAPTURE BOX**
(71) Applicant: **AverMedia TECHNOLOGIES, INC.**,
New Taipei (TW)
(72) Inventor: **Yi-Hsiu Tang**, New Taipei (TW)
(73) Assignee: **AVERMEDIA TECHNOLOGIES,**
INC., New Taipei (TW)

D689,048 S * 9/2013 Wang et al. D14/341
D693,341 S * 11/2013 Akana et al. D14/341
D694,751 S * 12/2013 Ju D14/341
D695,735 S * 12/2013 Kitchen et al. D14/341
D698,779 S * 2/2014 Kaula et al. D14/341
D703,661 S * 4/2014 Krause et al. D14/341
D710,351 S * 8/2014 Park et al. D14/341
D710,843 S * 8/2014 Akana et al. D14/341
D712,405 S * 9/2014 Akana et al. D14/341

(**) Term: **14 Years**

(21) Appl. No.: **29/444,168**

(22) Filed: **Jan. 27, 2013**

(51) **LOC (10) Cl.** **14-01**

(52) **U.S. Cl.**
USPC **D14/203.1**; D14/167

(58) **Field of Classification Search**
USPC D14/126, 127, 128, 129, 239, 371, 136,
D14/341, 375, 172, 188, 204, 221, 224;
312/7.2; 348/836, 838, 180, 184, 325,
348/739; 341/12; 248/917-924, 465;
345/104, 133, 156, 168, 87, 173;
720/605, 600, 655; 455/347;
273/148 B; 229/926, 904, 74, 80.5;
D20/11, 17, 27, 39, 40; D6/300;
D9/600, 430

See application file for complete search history.

(56) **References Cited**

U.S. PATENT DOCUMENTS

D674,383 S * 1/2013 Andre et al. D14/341
D681,032 S * 4/2013 Akana et al. D14/341
D688,661 S * 8/2013 Ho et al. D14/341

OTHER PUBLICATIONS

Portable Gaming Capture Box-By Avermedia—Posted By
News10abc on Jan. 24, 2013- founf on Aug. 5, 2015 @ [http://archive.
news10.net/entertainment/gameguys/article/226696/421/](http://archive.news10.net/entertainment/gameguys/article/226696/421/)
AVerMedia-unveils-portable-gaming-capture-box.*

* cited by examiner

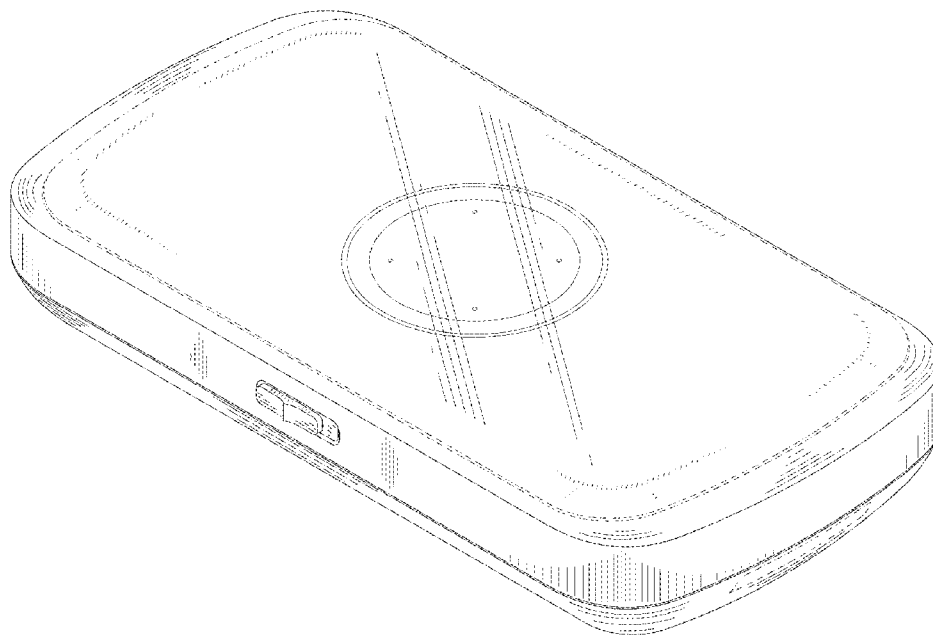
Primary Examiner — Robert M Spear
Assistant Examiner — Eliza Bennett-Hattan
(74) *Attorney, Agent, or Firm* — CKC & Partners Co., Ltd.

(57) **CLAIM**
The ornamental design for a portable capture box, as shown.

DESCRIPTION

FIG. 1 is a perspective view of a portable capture box showing
my new design;
FIG. 2 is a front view thereof;
FIG. 3 is a rear view thereof;
FIG. 4 is a left side view thereof;
FIG. 5 is a right side view thereof;
FIG. 6 is a top view thereof; and,
FIG. 7 is a bottom view thereof.
The broken lines shown represent unclaimed subject matter
and form no part of the claimed design.

1 Claim, 7 Drawing Sheets



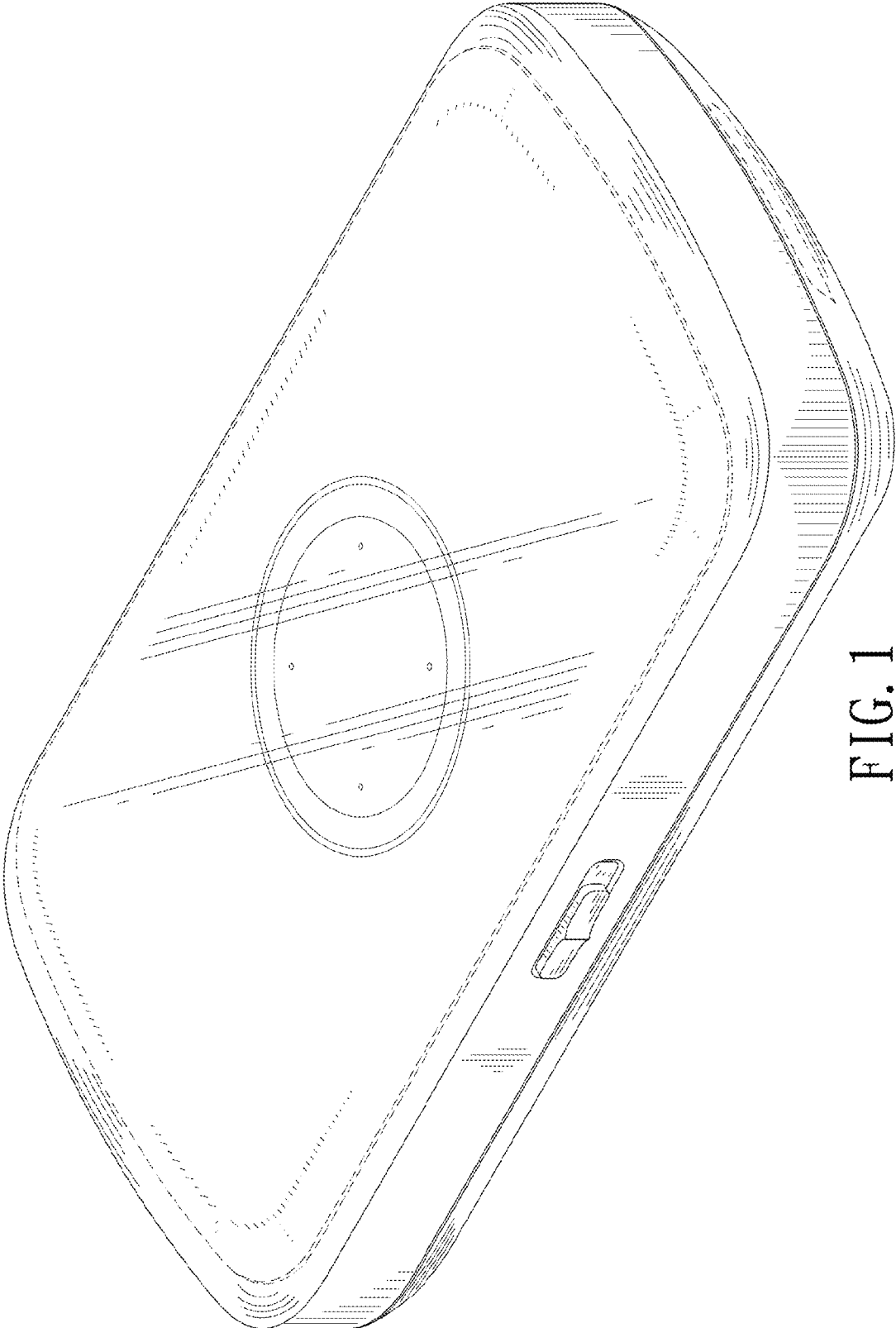


FIG. 1

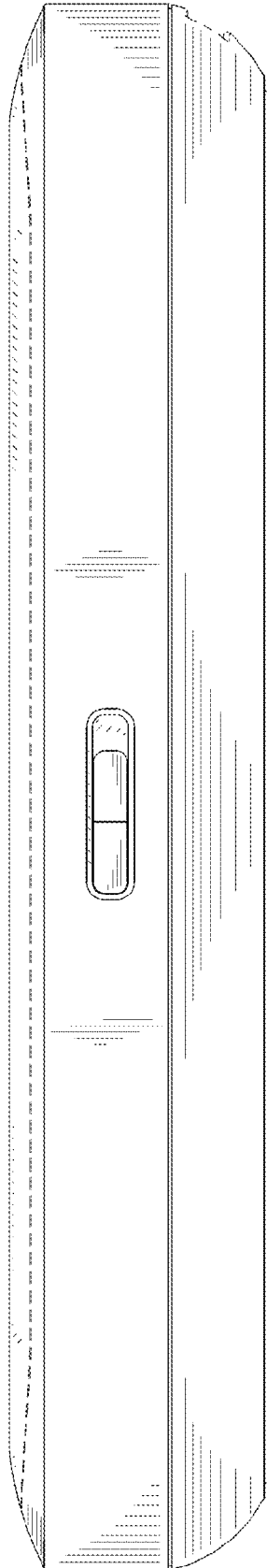


FIG. 2

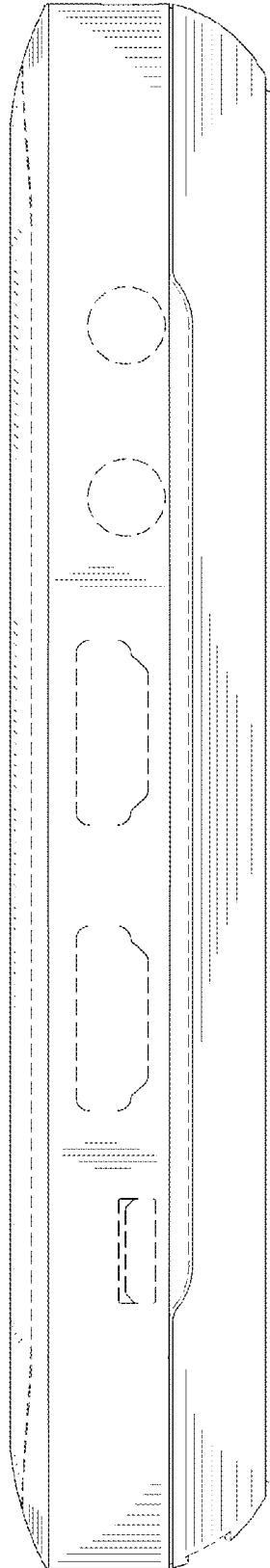


FIG. 3

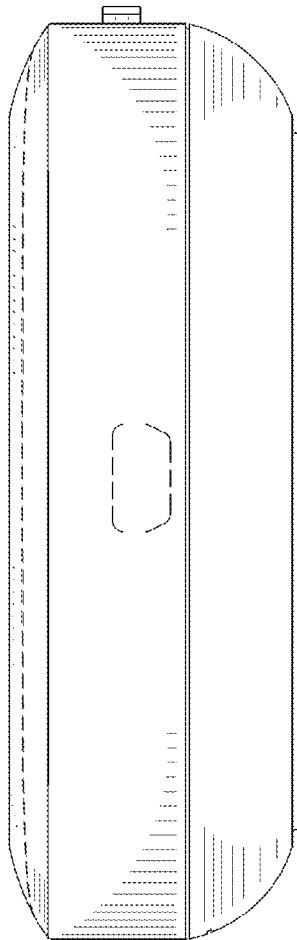


FIG. 4




FIG. 5

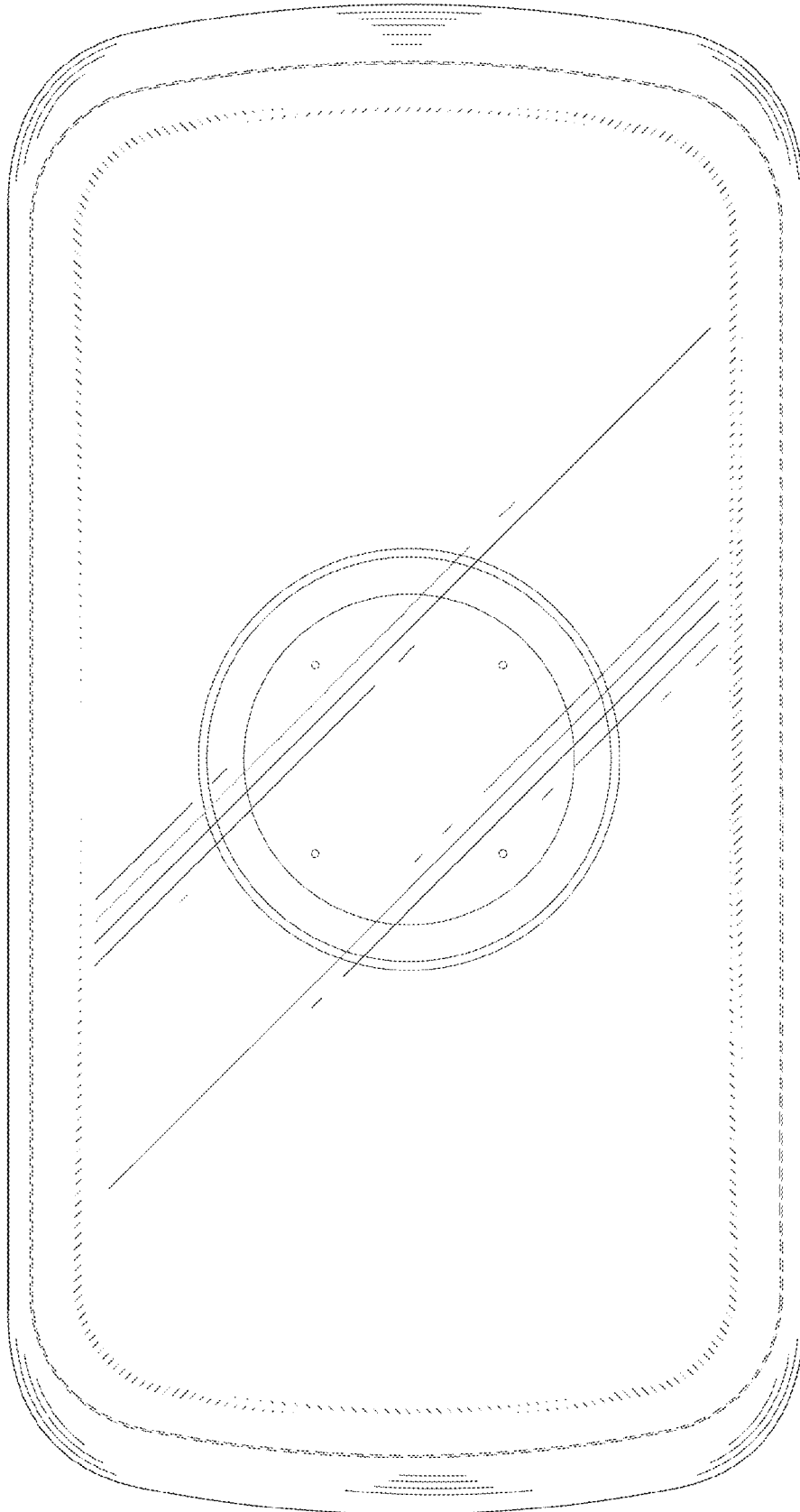


FIG. 6




FIG. 7