



US00D738136S

(12) **United States Design Patent**
Goldblatt

(10) **Patent No.:** **US D738,136 S**

(45) **Date of Patent:** **** Sep. 8, 2015**

(54) **HEAD AND BODY SUPPORT**

(71) Applicant: **Alie Susan Goldblatt**, Denver, CO (US)

(72) Inventor: **Alie Susan Goldblatt**, Denver, CO (US)

(**) Term: **14 Years**

(21) Appl. No.: **29/483,911**

(22) Filed: **Mar. 4, 2014**

(51) **LOC (10) Cl.** **06-09**

(52) **U.S. Cl.**

USPC **D6/601**

(58) **Field of Classification Search**

USPC D6/595-601, 604, 606; 5/630, 632,
5/633, 636-645, 648, 652-655, 655.3,
5/655.7, 655.9; D24/183, 190; D30/118;
D21/803, 809

CPC ... A47C 20/00; A47C 20/021; A47D 15/001;
A47D 15/008; A47G 9/00; A47G 9/10

See application file for complete search history.

(56) **References Cited**

U.S. PATENT DOCUMENTS

2,940,087	A	*	6/1960	Kiefer	5/642
4,031,578	A		6/1977	Sweeney et al.		
5,182,828	A	*	2/1993	Alivizatos	5/631
D349,474	S	*	8/1994	Mocur	D12/133
D349,475	S	*	8/1994	Mocur	D12/133
D360,554	S	*	7/1995	Righini	D6/604
D369,054	S	*	4/1996	Straub et al.	D6/601
D466,749	S		12/2002	O'Quinn		
D485,724	S	*	1/2004	Morikawa	D6/601
D576,439	S	*	9/2008	Yaroshenko	D6/601

D604,549	S	*	11/2009	Yaroshenko	D6/601
7,669,265	B2		3/2010	Weise		
7,975,336	B1		7/2011	Perry et al.		
8,316,488	B2		11/2012	Rojas		
2013/0326816	A1		12/2013	Wu		

* cited by examiner

Primary Examiner — Mary Ann Calabrese

(74) *Attorney, Agent, or Firm* — The Reilly Intellectual Property Law Firm, P.C.

(57) **CLAIM**

The ornamental design for a head and body support, as shown and described.

DESCRIPTION

FIG. 1 is a perspective view of a head and body support shown in use;

FIG. 2 is a front perspective view of FIG. 1;

FIG. 3 is an alternate perspective view of FIG. 1;

FIG. 4 is a top view of FIG. 1;

FIG. 5 is an end view of FIG. 1;

FIG. 6 is a side view of FIG. 1;

FIG. 7 is an opposite end view of FIG. 5;

FIG. 8 is a bottom view of FIG. 1; and,

FIG. 9 is another perspective view of a head and body support shown in an alternate position of use.

The broken lines are included for the purpose of illustrating environmental structure and form no part of the claimed design shown in FIGS. 1-9.

1 Claim, 4 Drawing Sheets





FIG. 1

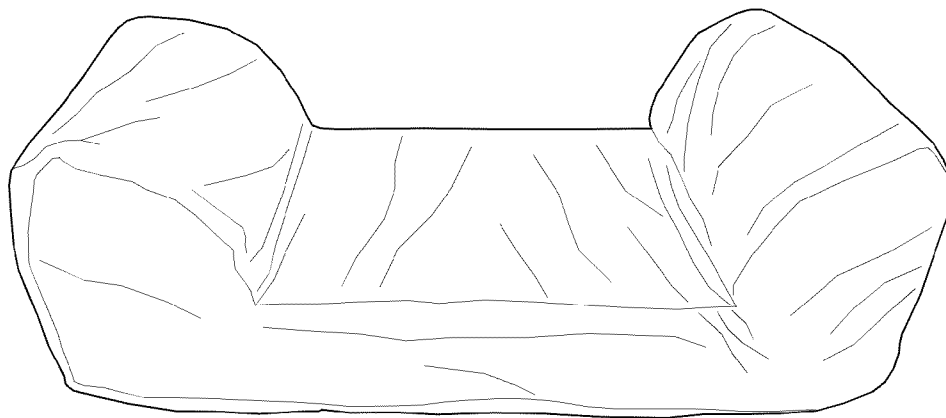


FIG. 2

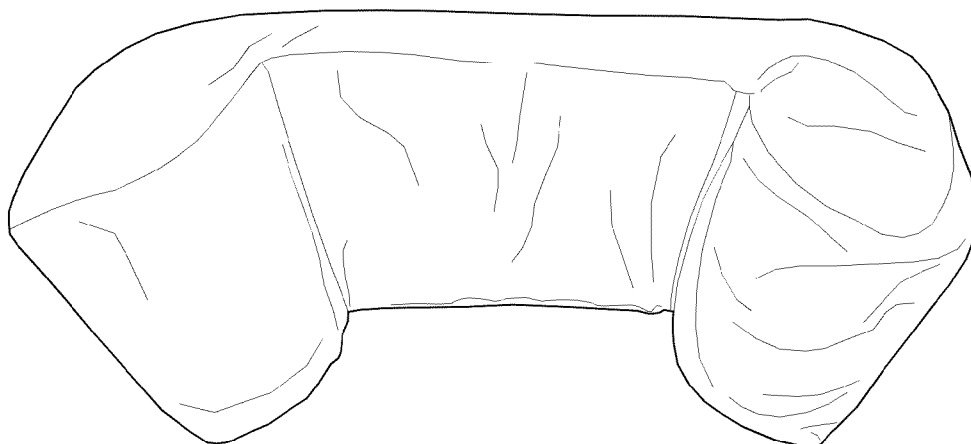


FIG. 3

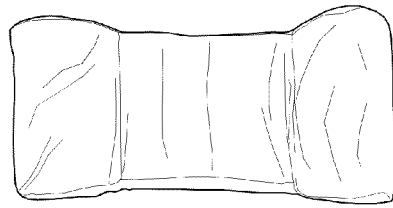


FIG. 4

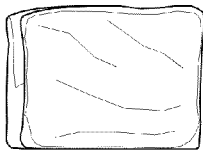


FIG. 5



FIG. 6

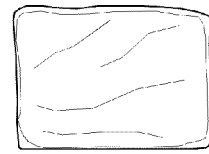


FIG. 7

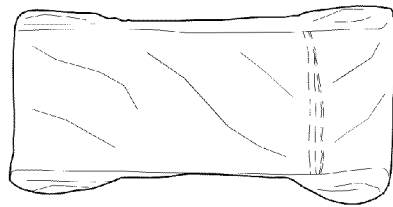


FIG. 8



FIG. 9