

H. S. Wentworth,

Portable Fence,

N^o 20,599.

Patented June 15, 1858.

Fig. 1.

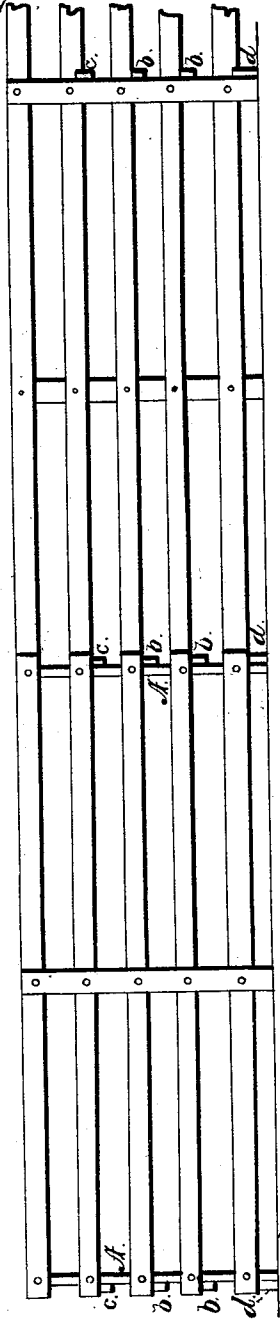


Fig. 4.

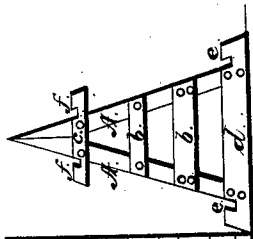


Fig. 3.


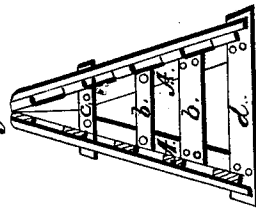


Fig. 2.



UNITED STATES PATENT OFFICE.

H. S. WENTWORTH, OF NORVELL, MICHIGAN.

FIELD-FENCE.

Specification of Letters Patent No. 20,599, dated June 15, 1858.

To all whom it may concern:

Be it known that I, HENRY S. WENTWORTH, of Norvell, in the county of Jackson and State of Michigan, have invented
5 an Improvement in Portable Fences, the construction and operation of which I have described in the following specification and illustrated in the accompanying drawings with sufficient clearness to enable competent
10 and skilful workmen in the arts to which it pertains or is most nearly allied to make and use my invention.

My said invention consists in attaching the panels upon opposite sides of the tapered movable posts in the manner described
15 by which the fence is made capable of better resisting opposite winds, its weight is better balanced upon the posts, and the panels are better and more conveniently attached, as hereinafter more fully set forth.

In the accompanying drawings, Figure 1 is a side elevation of my improved fence. Fig. 2 is a transverse vertical section. Fig. 3 is a side elevation of a part of a panel.
25 Fig. 4 is a side elevation of one of the posts.

A A are the posts which are two pieces of timber put together in a tapered form as shown and strengthened with cross bars or braces *b, b, c, d*. These posts may be made
30 separate from the panels and each alternate panel may have two posts attached to it as may be convenient. The panels are placed alternately upon opposite sides of the posts

as shown and by this means the weight of the fence is balanced upon the posts so as
35 to resist the wind from either direction with equal force. The lower board of each movable panel rests in a notch *e* in the cross bar *d*, and a board near the top rests in a notch *f* in the bar *c* as represented, and is itself
40 notched at *g'* so as to give a shoulder upon each side of the said bar to prevent longitudinal slip. The bottom boards are not notched. By attaching the panels upon opposite
45 sides of the posts the attachment of one of the panels is prevented from interfering in the least with the attachment of the next.

I am aware that the tapered or pyramidal posts are not new. I am also aware that the
50 panels have been secured to these posts by various devices among which notches in cross bars are included. I claim none of these devices.

The particular improvement which constitutes my said invention and which I claim
55 as having been originally and first invented by me is—

The combination with tapered movable posts, of movable panels attached alternately upon opposite sides as shown and
60 described.

H. S. WENTWORTH.

Witnesses:

ALUMZEE HUNT,
I. D. KEIF.