



US00D549441S

(12) **United States Design Patent**
Chang

(10) **Patent No.:** **US D549,441 S**

(45) **Date of Patent:** **** Aug. 28, 2007**

(54) **PORTION OF A SHOE UPPER**

(75) Inventor: **Leo S. Chang**, Portland, OR (US)

(73) Assignee: **Nike, Inc.**, Beaverton, OR (US)

(**) Term: **14 Years**

(21) Appl. No.: **29/277,316**

(22) Filed: **Feb. 21, 2007**

(51) **LOC (8) Cl.** **02-99**

(52) **U.S. Cl.** **D2/972**

(58) **Field of Classification Search** D2/902,
D2/906-908, 943, 944, 969, 972-974; 36/45,
36/50.1, 77 M, 77 R, 83, 88, 113, 114, 126-131
See application file for complete search history.

(56) **References Cited**

U.S. PATENT DOCUMENTS

D254,817 S *	4/1980	Gonda	D2/908
D293,386 S	12/1987	Kelley		
D293,969 S	2/1988	Kelley		
D309,822 S	8/1990	Barret		
D364,266 S	11/1995	Orzeck		
D375,617 S	11/1996	Orzeck		
D383,595 S *	9/1997	Morris	D2/970
D391,066 S	2/1998	Smith, III		
D391,069 S *	2/1998	Teague	D2/972
D428,239 S	7/2000	Plamondon		
D440,394 S	4/2001	Avar		
D447,858 S	9/2001	Matis et al.		
D449,433 S	10/2001	Matis et al.		
D468,086 S *	1/2003	McDowell	D2/972
D474,883 S *	5/2003	Cooper	D2/972
D493,612 S	8/2004	Chang		
D497,046 S	10/2004	Scott		

D517,303 S	3/2006	Laberge		
D526,771 S *	8/2006	Fallon	D2/972
D530,904 S *	10/2006	Fallon	D2/972

OTHER PUBLICATIONS

Nike Footwear Catalog, Spring 1999, p. W66, published Jun. 1998.
Nike Footwear Catalog, Late Spring 1999, pp. W56 and W57,
published Sep. 1998.
Nike Footwear Catalog, Spring 2006, p. 162, published Jun. 2005.
Nike Footwear Catalog, Summer 2007, p. 156, published Sep. 2006.

* cited by examiner

Primary Examiner—Dominic Simone

(74) *Attorney, Agent, or Firm*—Banner & Witcoff, Ltd.

(57) **CLAIM**

The ornamental design for a portion of a shoe upper, as shown and described.

DESCRIPTION

FIG. 1 is a front perspective view of a portion of a shoe upper showing my new design;

FIG. 2 is a first side view thereof;

FIG. 3 is a second side plan view thereof;

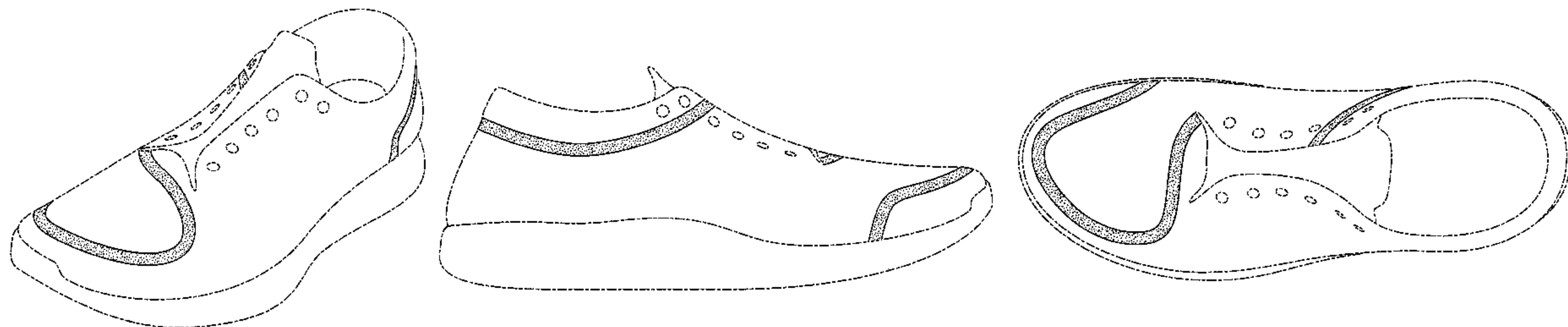
FIG. 4 is a front view thereof;

FIG. 5 is a rear view thereof; and,

FIG. 6 is a top view thereof.

The uneven broken lines immediately adjacent to the shaded area represent unclaimed boundaries of the design. The broken line showing of the remainder of the shoe is for illustrative purposes only and forms no part of the claimed design.

1 Claim, 5 Drawing Sheets



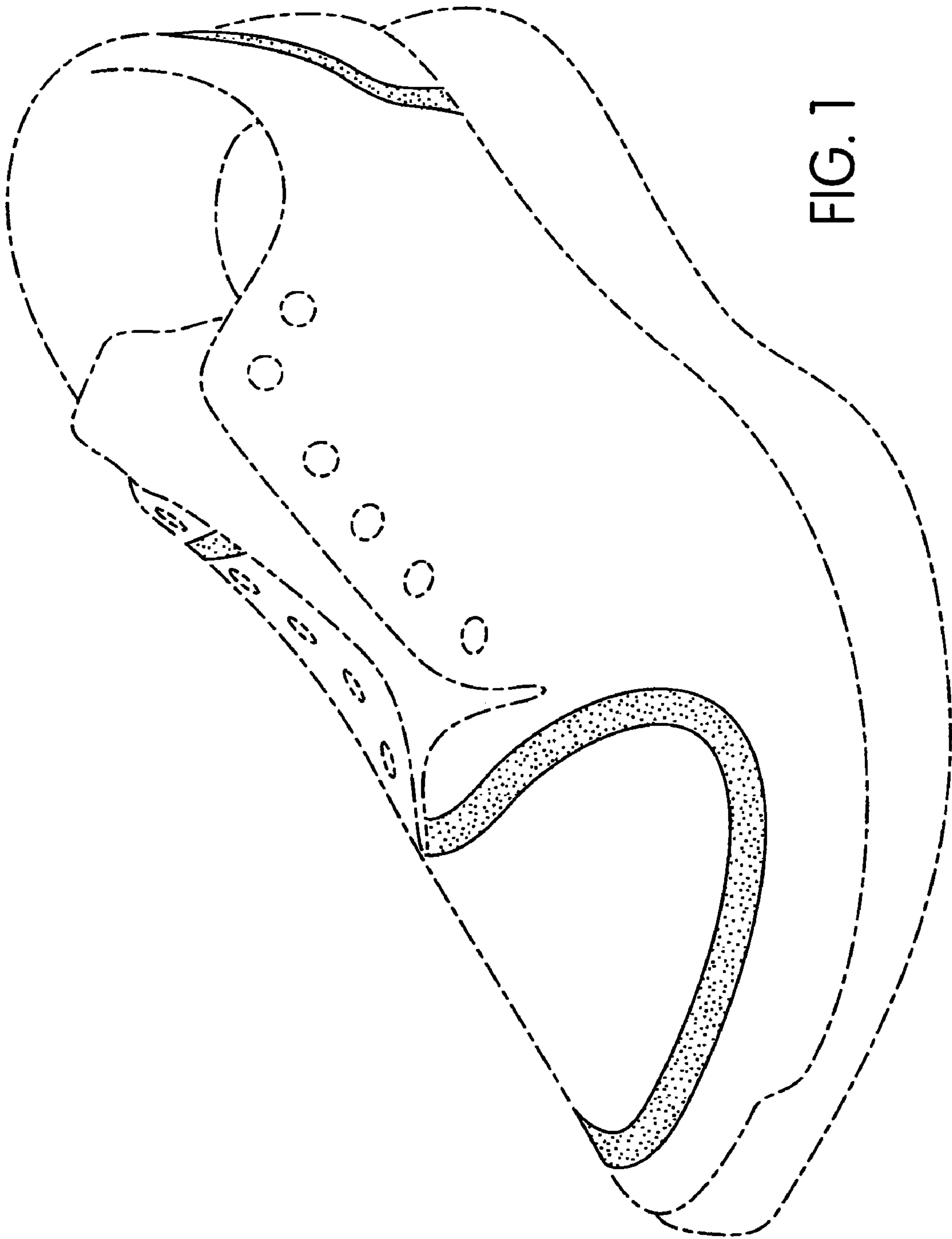


FIG. 1

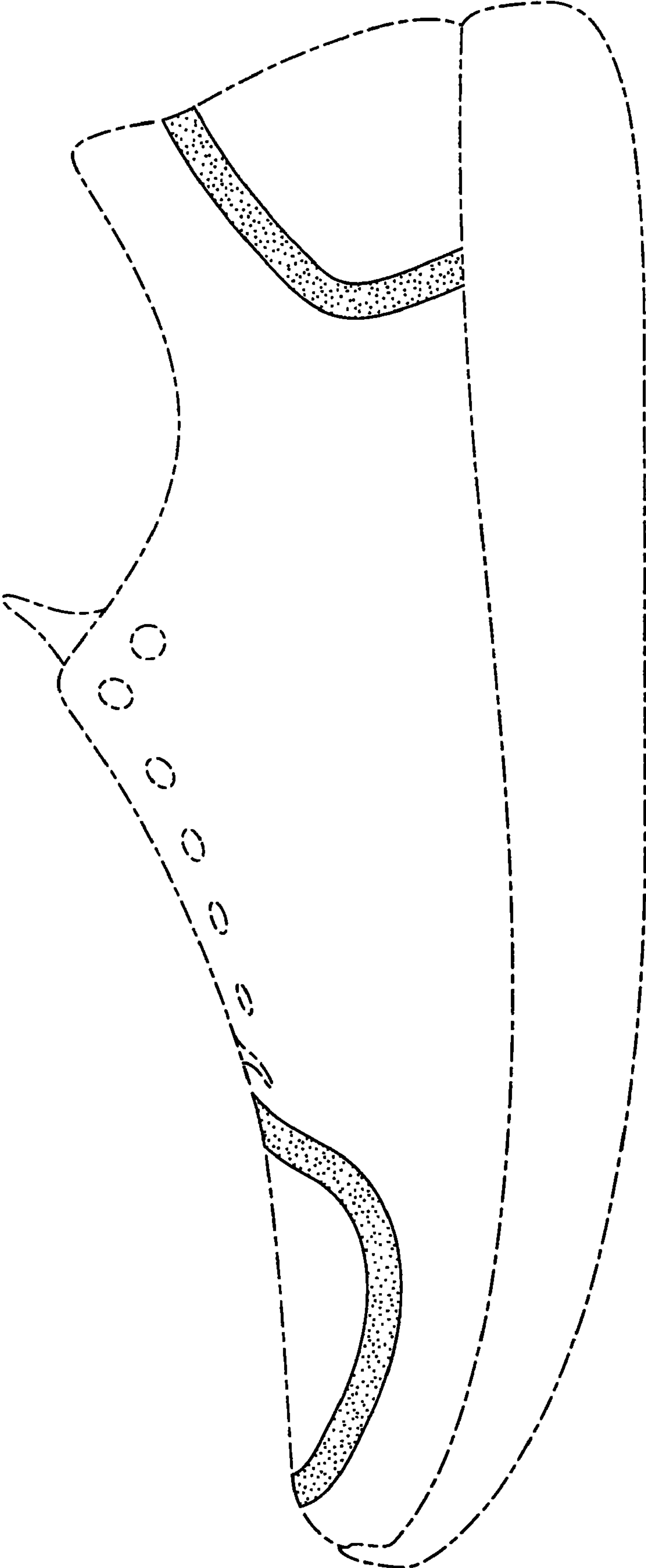


FIG. 2

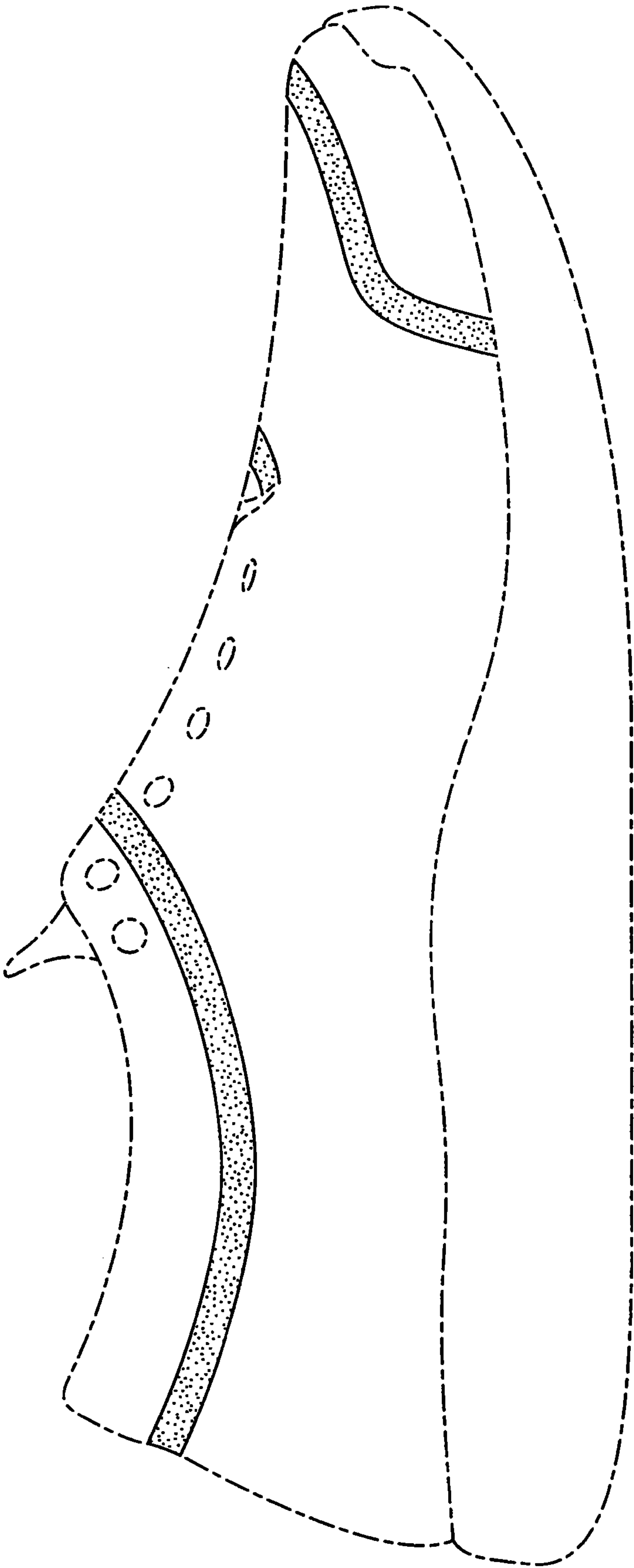


FIG. 3

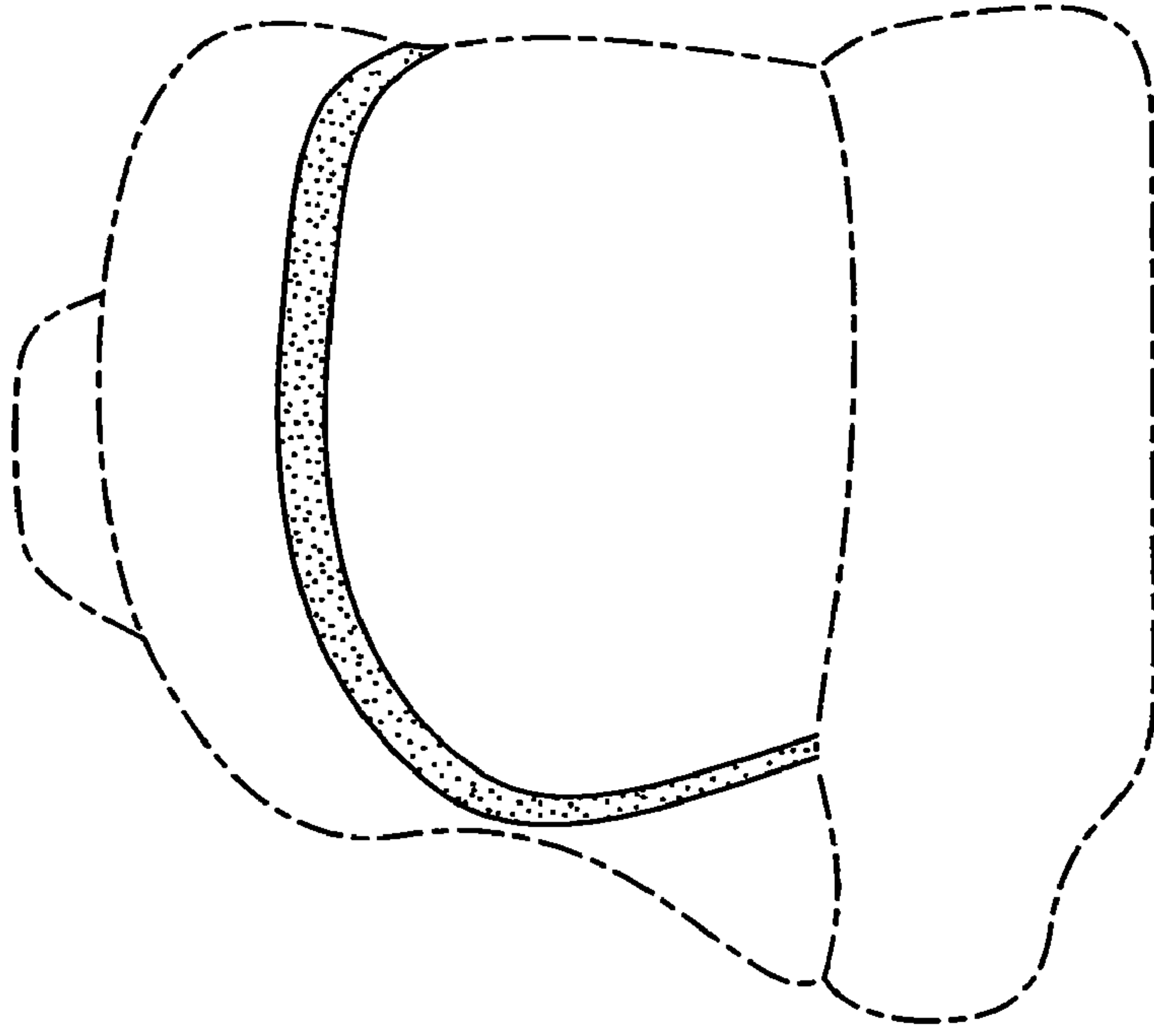


FIG. 5

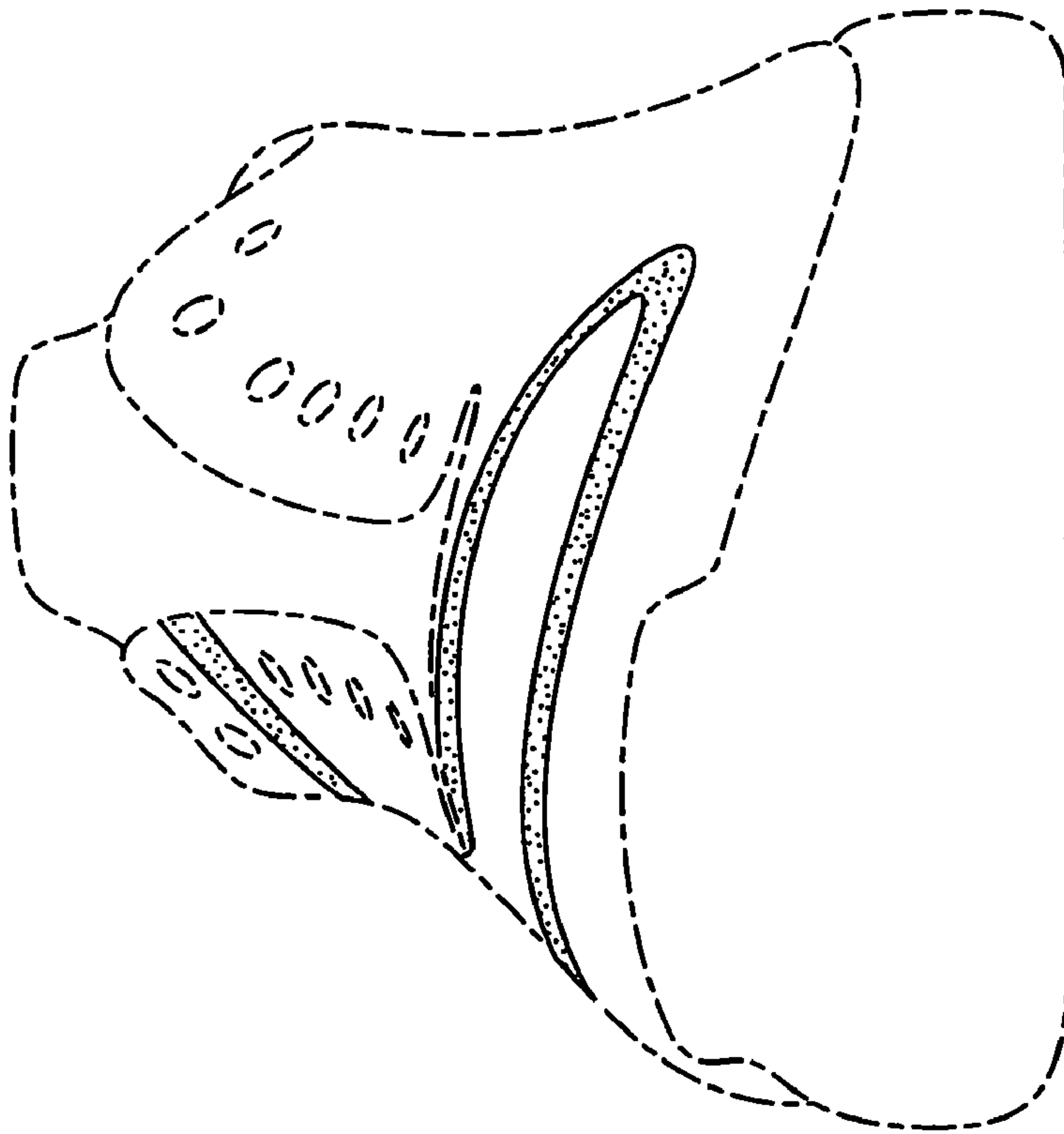


FIG. 4

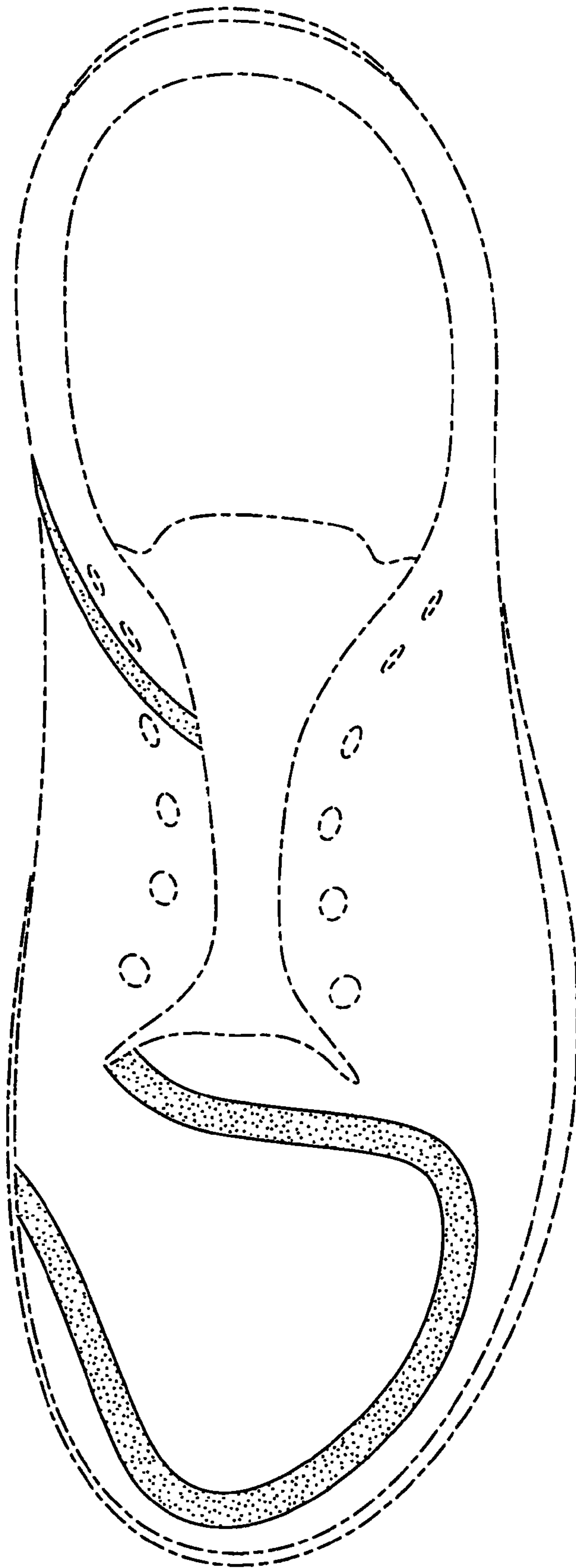


FIG. 6