



US00D357192S

United States Patent [19] Schneider

[11] Patent Number: Des. 357,192

[45] Date of Patent: ** Apr. 11, 1995

[54] WATCH

[75] Inventor: Ernest Schneider, Evillard,
Switzerland

[73] Assignee: Breitling Montres SA, Geneva,
Switzerland

[**] Term: 14 Years

[21] Appl. No.: 2,139

[22] Filed: Nov. 30, 1992

[30] Foreign Application Priority Data

Jun. 24, 1992 [WO] WIPO DM/023153

[52] U.S. Cl. D10/32; D10/39

[58] Field of Search D10/1-40,
D10/122-132; D11/3, 5; 368/280-282,
276-277, 285; 63/1.1

[56] References Cited

U.S. PATENT DOCUMENTS

- D. 300,807 4/1989 Schneider D10/39
- D. 322,411 12/1991 Schneider D10/39
- D. 325,353 4/1992 Meyer D10/39
- D. 327,020 6/1992 Grädel D10/39 X

- D. 327,851 7/1992 Besson D10/39
- D. 348,844 7/1994 Franchi D10/39
- D. 350,071 8/1994 Giadiello D10/39 X

OTHER PUBLICATIONS

Swiss Watch & Jewelry Journal-2/87-p. 618-watch.
Jeweler's Circular-Keystone-10/85-p. 127-watch at
right center.
Jeweler's Circular-Keystone-10/85 p. 125-watch at bot-
tom-left.


Primary Examiner-Nelson C. Holtje
Attorney, Agent, or Firm-McGlew and Tuttle

[57] CLAIM

The ornamental design for a watch, as shown and de-
scribed.

DESCRIPTION

FIG. 1 is a top view of my new watch design;
FIG. 2 is a bottom view of the design of FIG. 1;
FIG. 3 is a right side view of the design of FIG. 1;
FIG. 4 is a left side view of the design of FIG. 1;
FIG. 5 is a front view of the design of FIG. 1;
FIG. 6 is a rear view of the design of FIG. 1; and,
FIG. 7 is a right top perspective view of the design of
FIG. 1.






FIG. 1

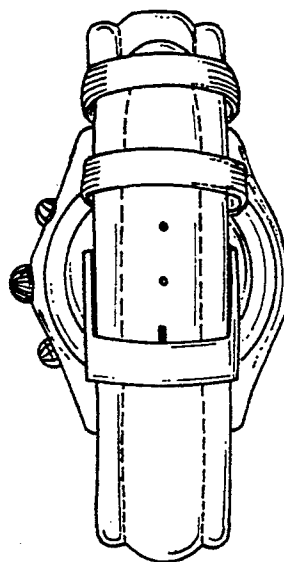


FIG. 2

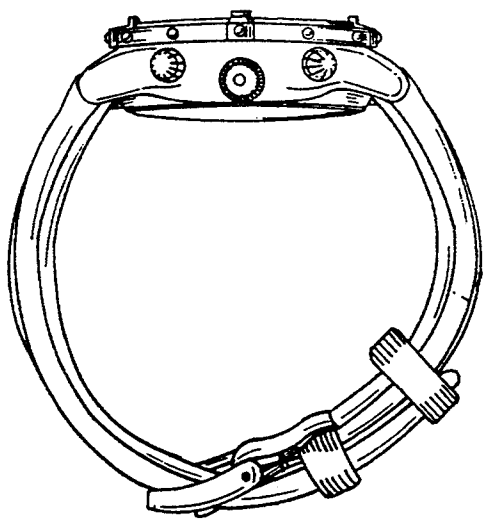


FIG. 3

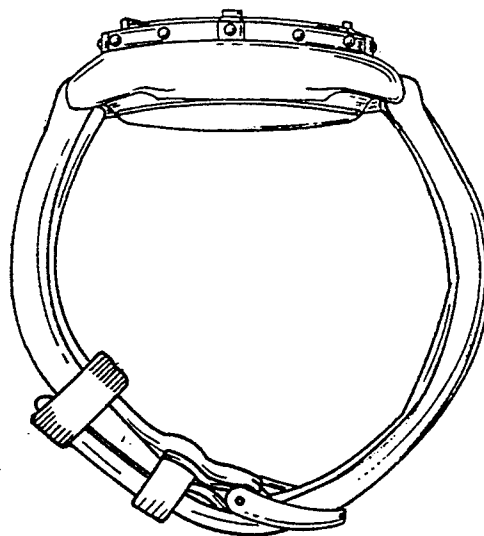


FIG. 4

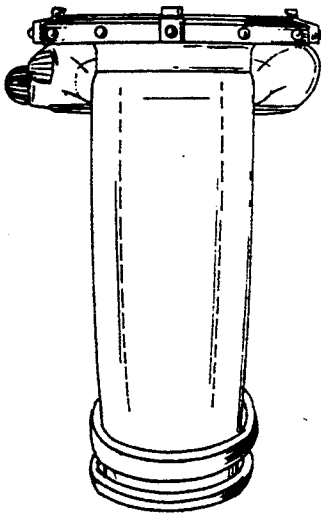


FIG. 5

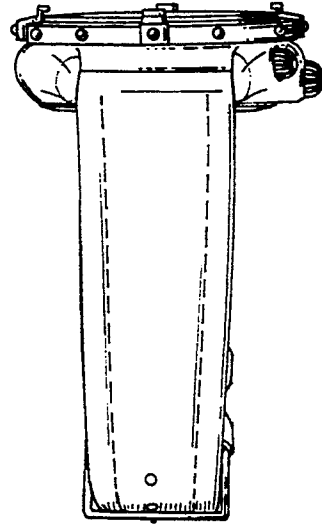


FIG. 6



FIG. 7