



US00D801281S

(12) **United States Design Patent**
Endo et al.

(10) **Patent No.:** **US D801,281 S**
(45) **Date of Patent:** **** Oct. 31, 2017**

- (54) **TERMINAL METAL FITTING**
- (71) Applicant: **DAI-ICHI SEIKO CO., LTD.**, Kyoto (JP)
- (72) Inventors: **Takayoshi Endo**, Shizuoka (JP); **Takuya Takeda**, Shizuoka (JP)
- (73) Assignee: **DAI-ICHI SEIKO CO., LTD.**, Kyoto (JP)
- (**) Term: **15 Years**
- (21) Appl. No.: **29/537,123**
- (22) Filed: **Aug. 21, 2015**
- (30) **Foreign Application Priority Data**

6,666,734	B2 *	12/2003	Fukatsu	H01R 13/055
					29/33 M
6,790,106	B2 *	9/2004	Ito	H01R 13/04
					439/866
D594,418	S *	6/2009	Fujino	D13/147
D622,671	S *	8/2010	Wang	D13/120
D665,754	S *	8/2012	Cobbett	D13/147
D713,796	S *	9/2014	Akana	D13/147
9,270,043	B2 *	2/2016	Kobayashi	H01R 13/04
D751,989	S *	3/2016	Imai	D13/147
9,276,342	B2 *	3/2016	Masubuchi	H01R 12/775
D762,178	S *	7/2016	Liu	D13/147
9,431,720	B2 *	8/2016	Ito	H01R 4/182
D766,834	S *	9/2016	Endo	D13/154

(Continued)

Primary Examiner — Derrick Holland
Assistant Examiner — Jennifer O King
(74) *Attorney, Agent, or Firm* — Nakanishi IP Associates, LLC

- Feb. 23, 2015 (JP) 2015-003653
- (51) **LOC (10) Cl.** **13-03**
- (52) **U.S. Cl.**
USPC **D13/154**
- (58) **Field of Classification Search**
USPC D13/101, 110, 118, 123, 133, 146, 147, D13/154, 199; 439/884, 357, 692
CPC H01R 13/08; H01R 13/02; H01R 13/04; H01R 43/16
See application file for complete search history.

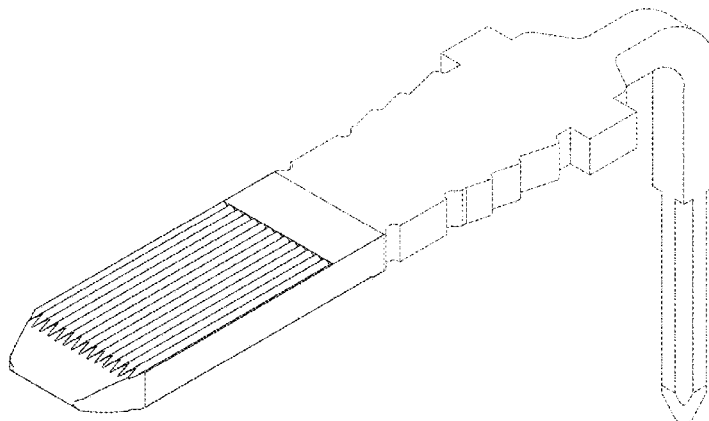
(57) **CLAIM**
The ornamental design for a terminal metal fitting, as shown and described.

DESCRIPTION

FIG. 1 is a front, top, and right side perspective view of a terminal metal fitting showing our new design; FIG. 2 is a front elevation view thereof; FIG. 3 is a rear elevation view thereof; FIG. 4 is a top plan view thereof; FIG. 5 is a bottom plan view thereof; FIG. 6 is a left side elevation view thereof; FIG. 7 is a right side elevation view thereof; and, FIG. 8 is an enlarged cross-sectional view thereof, taken along line 8-8 of FIG. 4.
The broken lines shown represent unclaimed subject matter only and form no part of the claimed design. The dot-dash broken lines represent an unclaimed boundary between claimed and unclaimed surfaces. None of the broken lines form any part of the claimed design.

- (56) **References Cited**
U.S. PATENT DOCUMENTS
- 4,345,372 A * 8/1982 Sekigawa H01H 11/04 29/874
- 4,764,133 A * 8/1988 Kaneko H01R 13/04 439/845
- D330,538 S * 10/1992 Meyer D13/133
- 5,591,054 A * 1/1997 Okada H01R 13/04 439/884
- 6,077,131 A * 6/2000 Fukuda H01R 13/04 439/884

1 Claim, 5 Drawing Sheets



(56)

References Cited

U.S. PATENT DOCUMENTS

D766,835	S *	9/2016	Endo	D13/154
D766,836	S *	9/2016	Endo	D13/154
D767,501	S *	9/2016	Yuan	D13/154
D767,502	S *	9/2016	Yuan	D13/154
9,666,957	B2 *	5/2017	Endo	H01R 4/48
9,728,881	B2 *	8/2017	Endo	H01R 13/03
2014/0248809	A1 *	9/2014	Onodera	H01R 13/03
					439/884
2015/0111437	A1 *	4/2015	Hashimoto	H01R 13/41
					439/692
2016/0134051	A1 *	5/2016	Zhang	H01R 13/6205
					439/39
2016/0204562	A1 *	7/2016	Chen	H01R 43/16
					29/428

* cited by examiner

FIG. 1

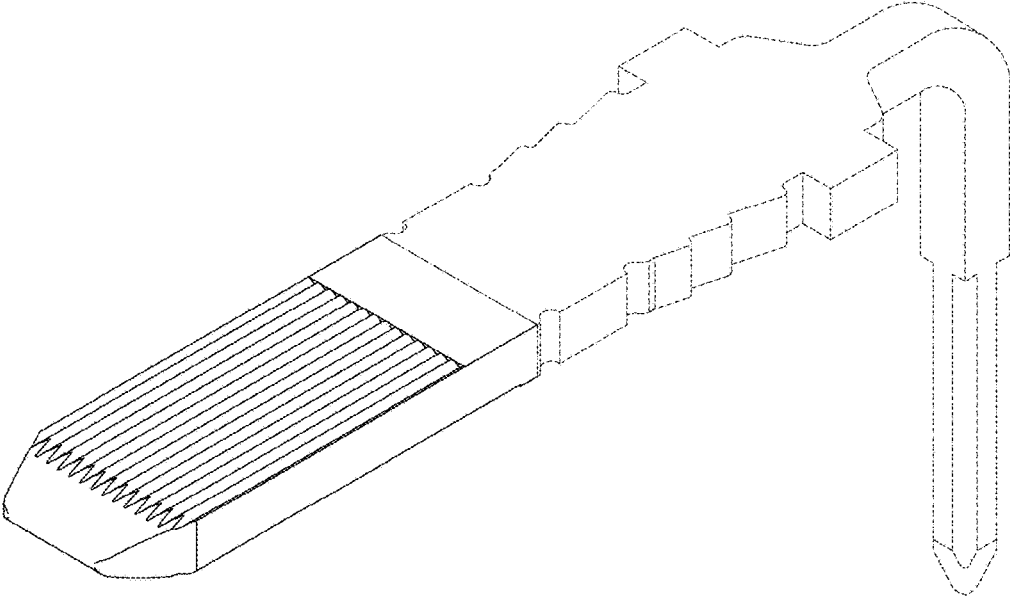


FIG. 2




FIG. 3




FIG. 4

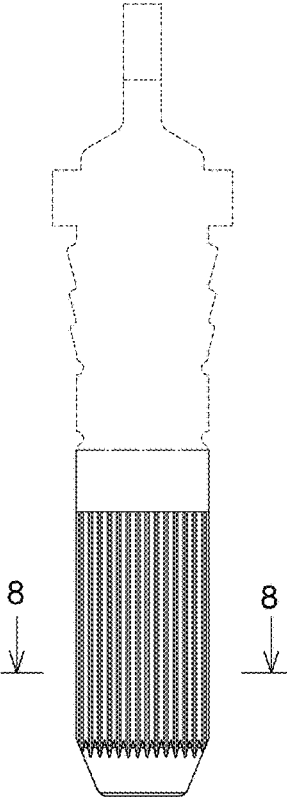


FIG. 5

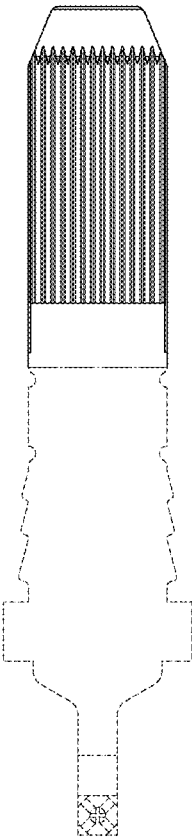


FIG. 6




FIG. 7




FIG. 8

