



US00D565095S

(12) **United States Design Patent**
Brown

(10) **Patent No.:** **US D565,095 S**

(45) **Date of Patent:** **** *Mar. 25, 2008**

(54) **PAYMENT CARD WITH A 4DBC DISPLAY**

(76) Inventor: **Kerry D. Brown**, 70 Palmer La.,
Portola Valley, CA (US) 94028

(*) Notice: This patent is subject to a terminal disclaimer.

(**) Term: **14 Years**

(21) Appl. No.: **29/264,647**

(22) Filed: **Aug. 16, 2006**

(51) **LOC (8) Cl.** **19-08**

(52) **U.S. Cl.** **D19/10**

(58) **Field of Classification Search** D19/1-12,
D19/65, 99, 100; 235/380, 449, 487-494;
283/72-78, 81, 82, 83, 107-114, 904; 379/355,
379/354, 357, 413; D20/10, 22-27, 40, 42;
D14/436-437

See application file for complete search history.

(56) **References Cited**

U.S. PATENT DOCUMENTS

- D315,364 S * 3/1991 Scalice et al. D19/10
- 5,359,183 A * 10/1994 Skodlar 235/493
- D358,419 S * 5/1995 Runyan D19/10
- 5,539,819 A * 7/1996 Sonoyama et al. 379/357.03

- D406,861 S * 3/1999 Leedy, Jr. D19/10
- 6,196,594 B1 * 3/2001 Keller 283/82
- 6,386,591 B1 * 5/2002 Blank 283/75
- 6,764,005 B2 * 7/2004 Cooper 235/449
- D516,563 S * 3/2006 Hart et al. D14/436
- 2002/0153424 A1 * 10/2002 Li 235/492
- 2005/0051634 A1 * 3/2005 Englehardt, II 235/487
- 2006/0186212 A1 * 8/2006 Cooper 235/492

* cited by examiner

Primary Examiner—Robert M. Spear

Assistant Examiner—Susan E Krakower

(74) *Attorney, Agent, or Firm*—Richard B. Main

(57) **CLAIM**

The ornamental design for a payment card with a 4DBC display, as shown and described.

DESCRIPTION

FIG. 1 is a front elevational view of a payment card with a 4DBC display showing my new design; and,

FIG. 2 is a rear elevational view thereof.

The broken line showing of personal card numbers illustrates environmental structure and forms no part of the claimed design.

1 Claim, 1 Drawing Sheet

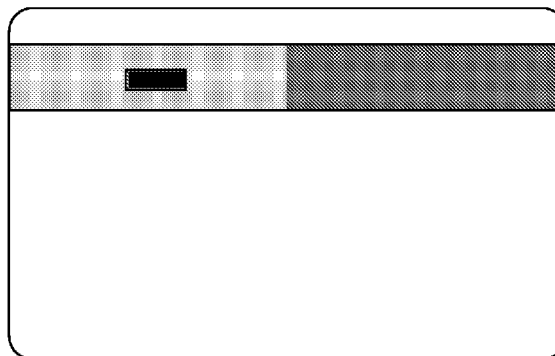
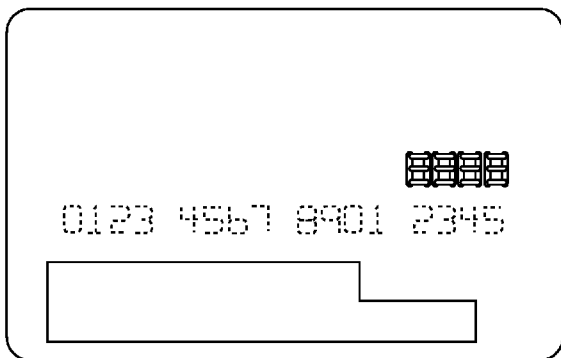


Fig. 1

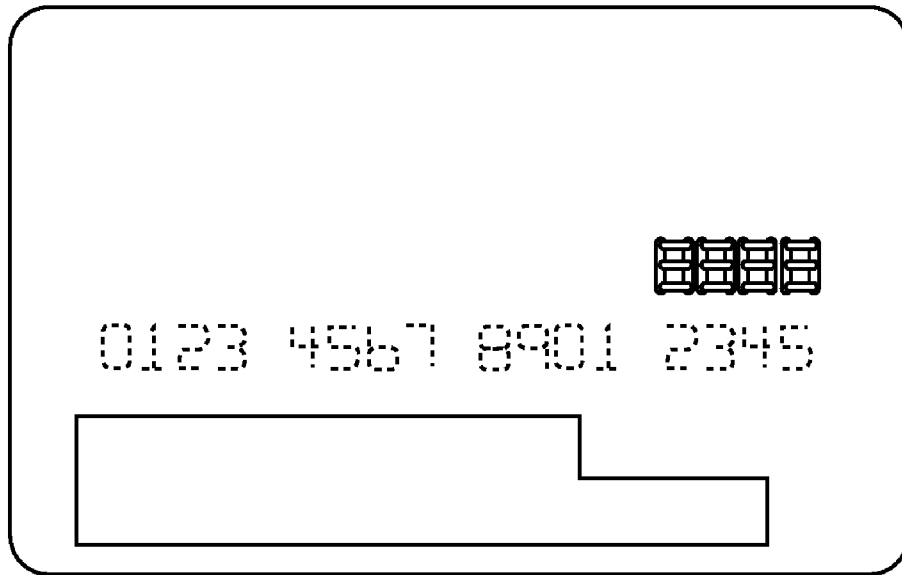


Fig. 2

