



US00D722686S

(12) **United States Design Patent**  
**Salagnac**

(10) **Patent No.:** **US D722,686 S**

(45) **Date of Patent:** **\*\* Feb. 17, 2015**

- (54) **AIR PURIFIER**
- (71) Applicant: **Rowenta France**, Vernon (FR)
- (72) Inventor: **Marc Salagnac**, Ecully (FR)
- (73) Assignee: **Rowenta France**, Vernon (FR)
- (\*\*) Term: **14 Years**
- (21) Appl. No.: **29/494,922**
- (22) Filed: **Jun. 25, 2014**

D657,034 S \* 4/2012 Chouji ..... D23/351  
 D683,439 S \* 5/2013 Choi ..... D23/364  
 D710,487 S \* 8/2014 Lin ..... D23/355

**FOREIGN PATENT DOCUMENTS**

EM 000585476-0001 9/2006  
 EM 000978325-0001 7/2008  
 EM 001033773-0001 11/2008  
 EM 001144679-0001 6/2009  
 EM 001249239-0001 12/2010  
 EM 001915208-0001 9/2011  
 EM 002081190-0001 7/2012  
 EM 001339345-0001 8/2012  
 EM 001342893-0001 9/2012

\* cited by examiner

(30) **Foreign Application Priority Data**

Jan. 17, 2014 (EM) ..... 002386037-0001

(51) **LOC (10) Cl.** ..... **23-04**

(52) **U.S. Cl.**  
USPC ..... **D23/364**

(58) **Field of Classification Search**  
USPC ..... D23/355-366, 352, 369, 332, 333, 335,  
D23/336, 342, 351; 422/120, 122; 55/356,  
55/473, 504; 96/97; 261/DIG. 17, DIG. 65,  
261/DIG. 88, DIG. 31; D18/34.6  
See application file for complete search history.

(56) **References Cited**

**U.S. PATENT DOCUMENTS**

D550,343 S \* 9/2007 Chen ..... D23/364  
 D572,352 S \* 7/2008 Chiu ..... D23/333  
 D586,451 S \* 2/2009 Murai ..... D23/364  
 D589,132 S \* 3/2009 Chiu ..... D23/333  
 D594,948 S \* 6/2009 Lewis ..... D23/314  
 D613,386 S \* 4/2010 Niki et al. .... D23/364  
 D634,828 S \* 3/2011 Nakamura ..... D23/355  
 D634,829 S \* 3/2011 Niki ..... D23/355  
 D643,520 S \* 8/2011 Choi ..... D23/364  
 D644,312 S \* 8/2011 Tsuji ..... D23/364

*Primary Examiner* — David Muller

(74) *Attorney, Agent, or Firm* — Loeb & Loeb LLP

(57) **CLAIM**

The ornamental design for an air purifier, as shown and described.

**DESCRIPTION**

FIG. 1 is a perspective view of an embodiment of an air purifier showing my new design.

FIG. 2 is a front elevational view of the air purifier of FIG. 1.

FIG. 3 is a rear elevational view of the air purifier of FIG. 1.

FIG. 4 is a right side elevational view of the air purifier of FIG. 1.

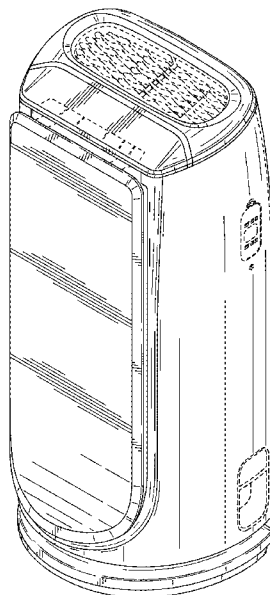
FIG. 5 is a left side elevational view of the air purifier of FIG. 1.

FIG. 6 is a top plan view of the air purifier of FIG. 1; and,

FIG. 7 is a bottom plan view of the air purifier of FIG. 1.

The broken lines appearing in the figures are for the purpose of illustrating the environmental structure of the article of the claimed design and form no part of the claimed design.

**1 Claim, 7 Drawing Sheets**



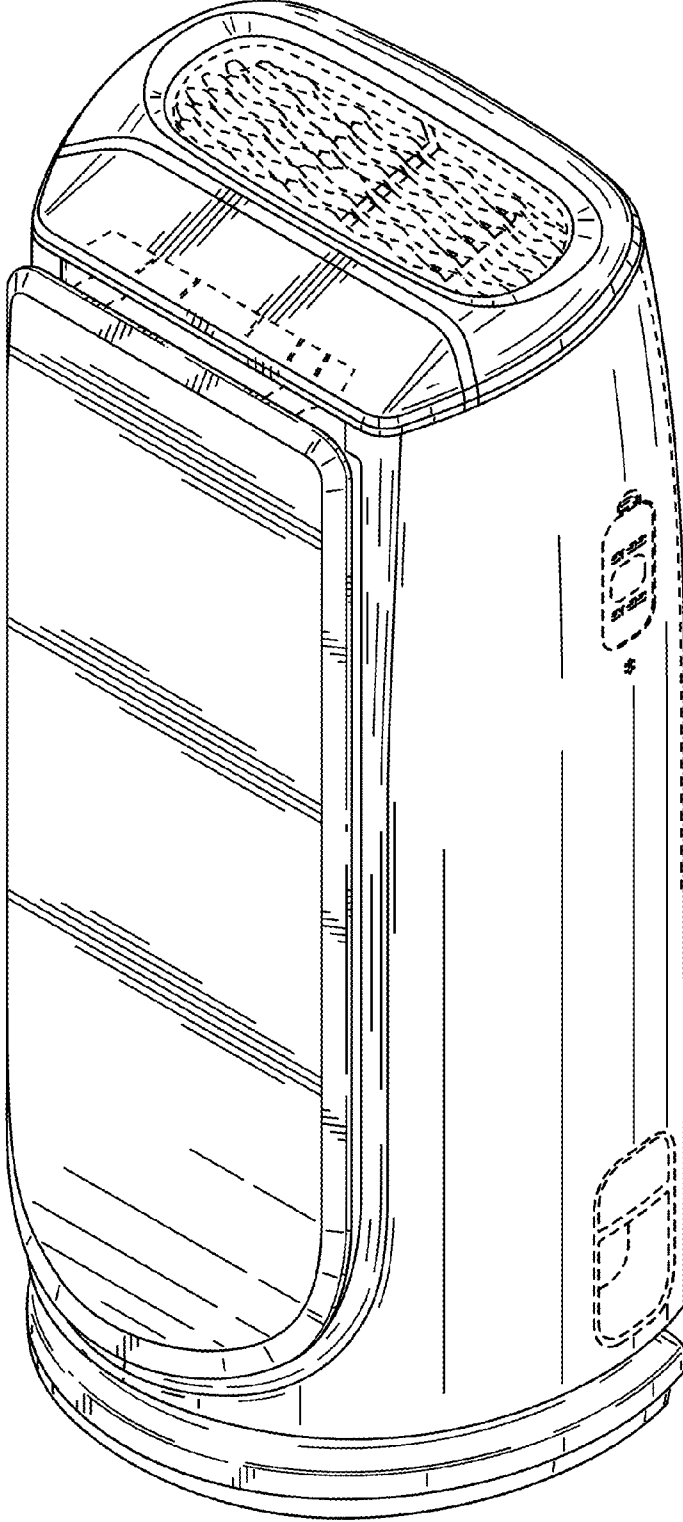


FIG. 1




FIG. 2

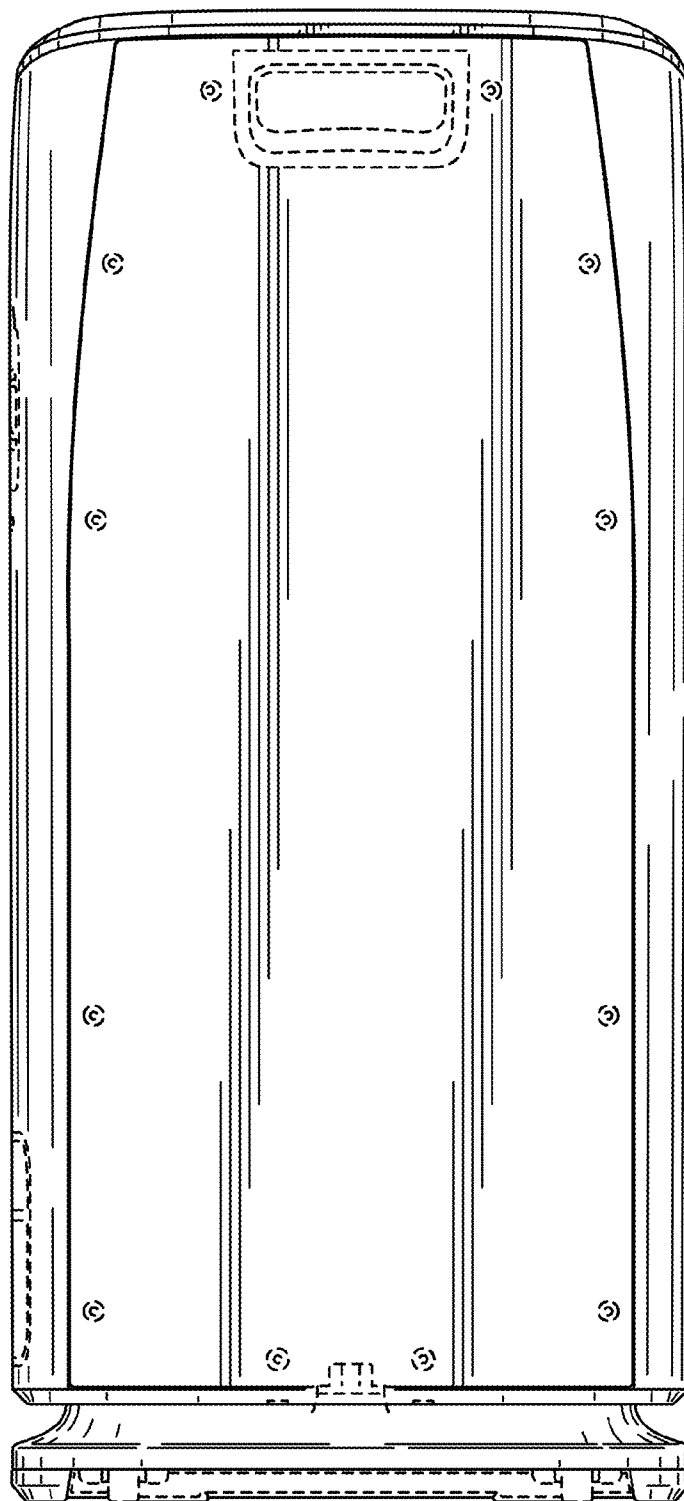


FIG. 3

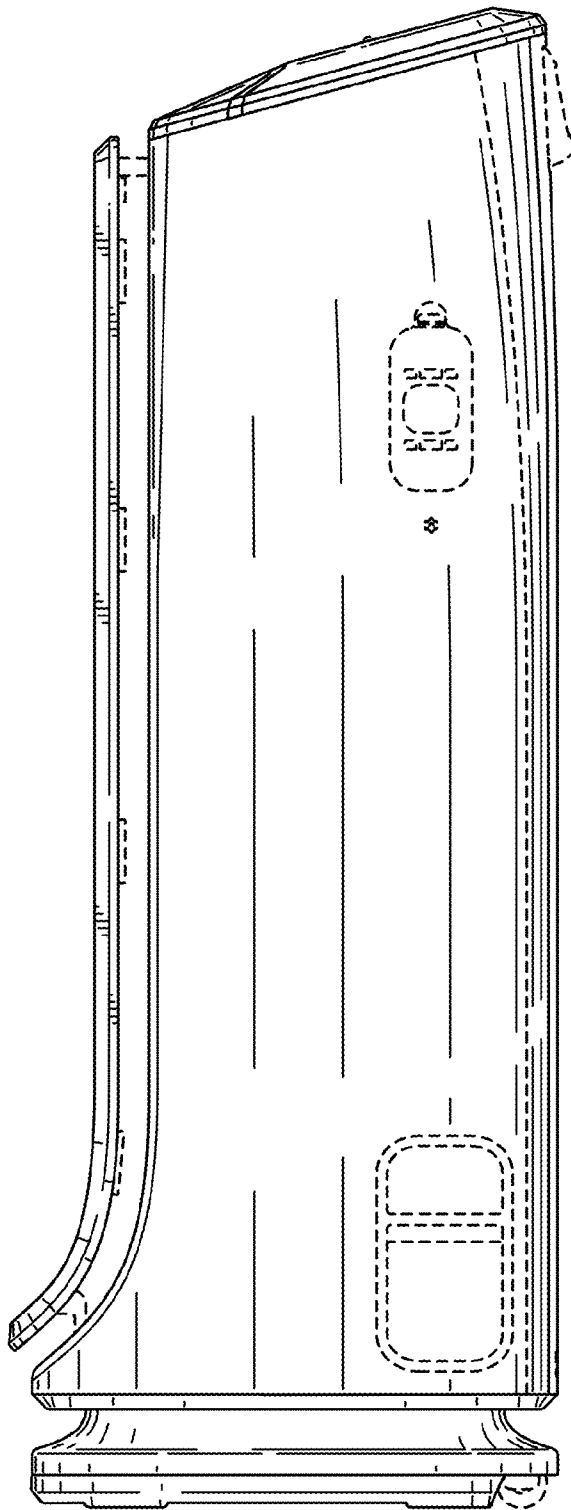


FIG. 4

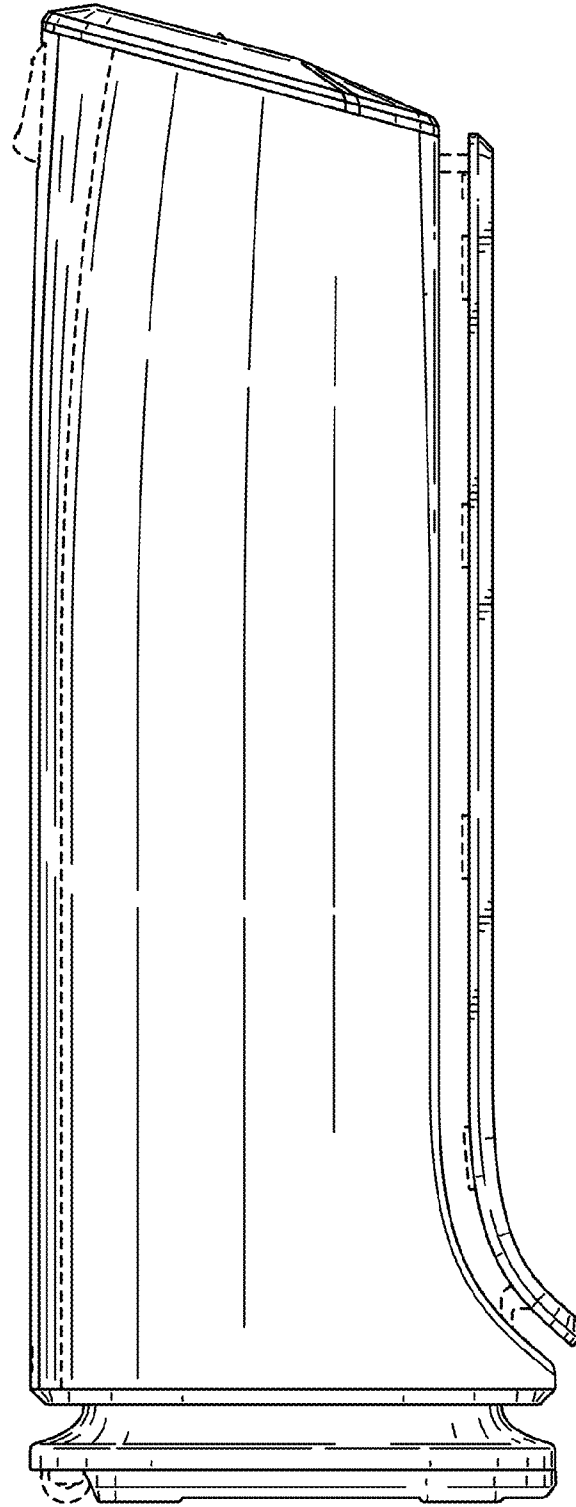


FIG. 5

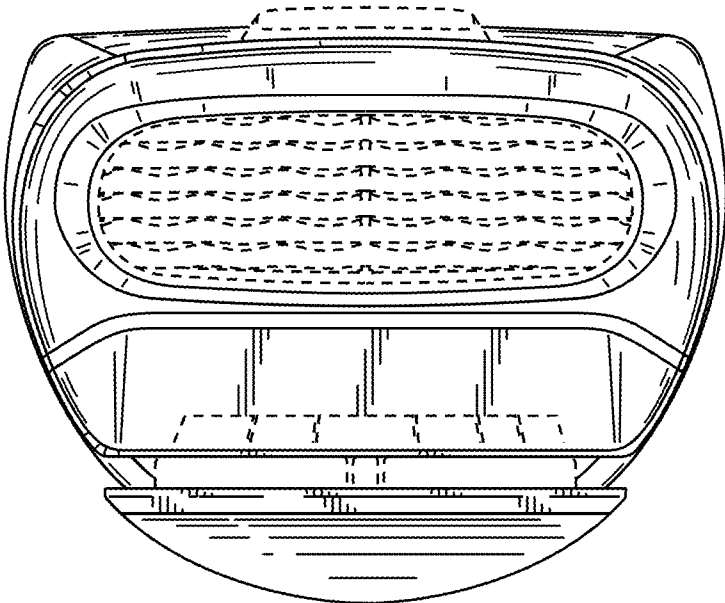


FIG. 6

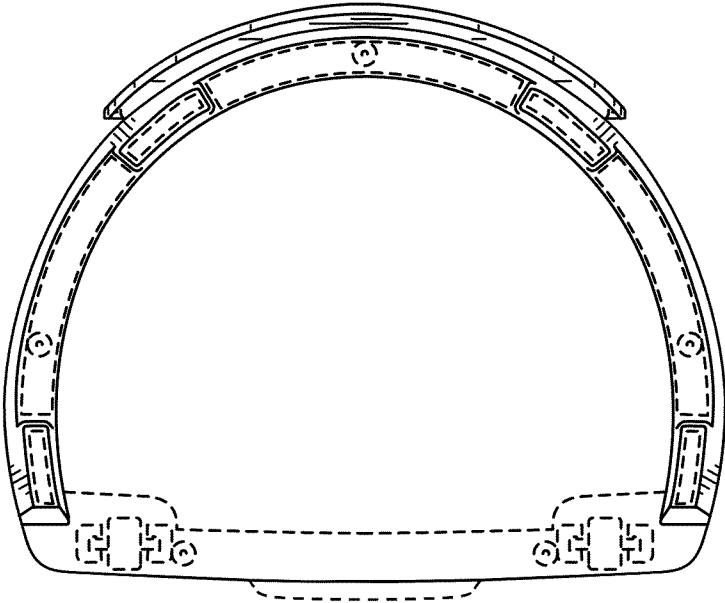


FIG. 7