

C. J. ELLISON.
PORTABLE PERCOLATING TABLE.

No. 435,411

Patented Sept. 2, 1890.

Fig. I.

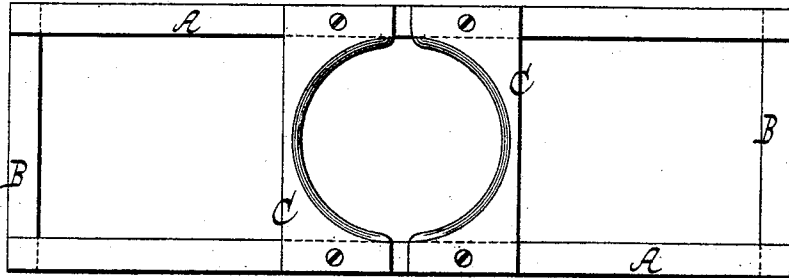


Fig. II.

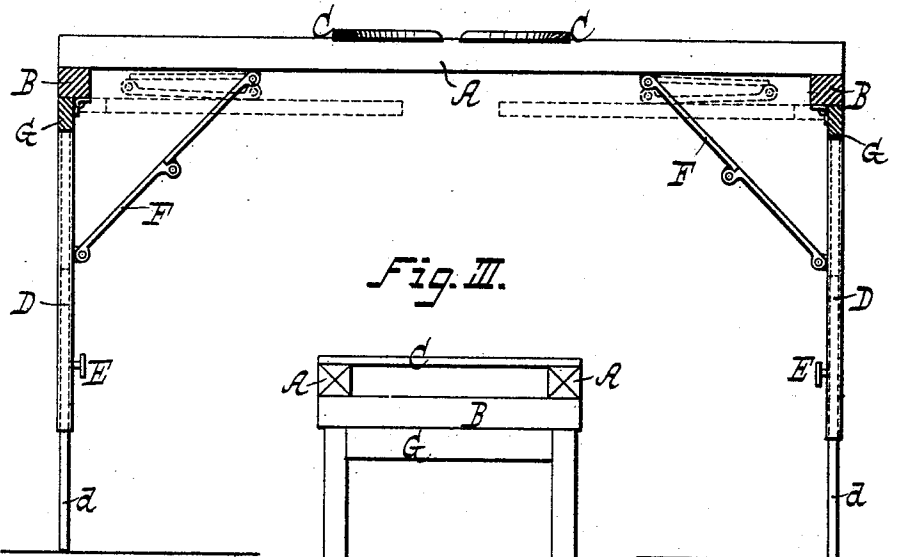
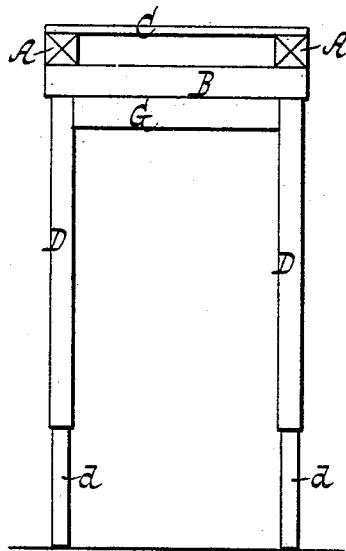


Fig. III.



WITNESSES:

Chas. Wahlers
Carl H. Smith

INVENTOR

C. J. Ellison
BY R. H. Van Rookerick

ATTORNEY.

(No Model.)

2 Sheets—Sheet 2.

C. J. ELLISON.
PORTABLE PERCOLATING TABLE.

No. 435,411.

Patented Sept. 2, 1890

Fig. IV.

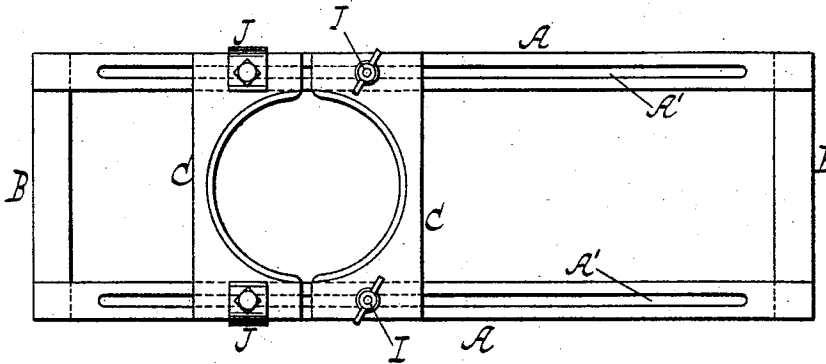
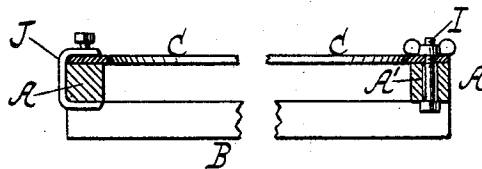


Fig. V.



WITNESSES:

John R. Anderson
Kate O'Brien

C. J. Ellison
INVENTOR

UNITED STATES PATENT OFFICE.

CHRISTOPHER J. ELLISON, OF NEW YORK, N. Y.

PORTABLE PERCOLATING-TABLE.

SPECIFICATION forming part of Letters Patent No. 435,411, dated September 2, 1890.

Application filed October 7, 1889. Serial No. 326,345. (No model.)

To all whom it may concern:

Be it known that I, CHRISTOPHER J. ELLISON, a citizen of the United States, residing at the city, county, and State of New York, have invented a new and useful Improvement in Portable Percolating-Tables, of which the following, taken in connection with the accompanying drawings, is a full, clear, and accurate description.

In the drawings, Figure 1 is a plan view of my invention. Fig. 2 is a vertical central section of the same; Fig. 3, an end elevation of the same. Fig. 4 is a plan view of a portion of my improved percolator-stand, showing two ways of removably attaching the plates for holding the percolator; and Fig. 5 is a sectional view of the same.

Similar letters of reference refer to corresponding parts in the various figures.

In the drawings, A are two strips of wood or other suitable material joined at their ends by the strips B, forming an open frame. C are plates removably attached to and moving on the upper surfaces of the strips A. These plates C have each cut in their opposing edges a semicircular opening, and are fastened in proper place on the strips A by set-screws or other similar means.

Hinged to the frame A B are the legs or standards formed, as shown in the drawings, of the main legs D and the supplemental legs *d*, telescoping into the legs D and capable of being adjusted to any desired length by the set-screw E or other proper means. The legs D are also connected with the frame by the hinged braces F, so constructed that when the legs are folded against the frame the braces also fold with them.

G is a cross-bar connecting the legs D.

In Figs. 4 and 5 are shown ways of removably attaching the plates C C to the frame A B. The strips A are shown having a slot A' therein, and the right-hand plate C is provided with the thumb-screw I, passing through the slot A' and engaging in a nut. The left-hand plate C is held in desired position by the clamp J, passing around the edges of the strip A and plate C, and secured at its place by the binding-screw of the clamp.

By my construction I am enabled to produce a percolating-table which is portable, easily arranged for use, and can be packed away when not in use in a small space. The plates C can be adjusted by increasing or decreasing their distances from each other to hold a number of sizes of percolators, and at the same time the semicircular edges of the opposed plates offer a firm resting-place for the percolators, thus preventing the table from tipping or spilling. The legs being telescopic, the height at which the percolator is held can be adjusted for use with various-sized receptacles.

I am aware that frames and tables have heretofore been made containing longitudinal strips joined by cross-strips, and also such frames and tables have been formed with rigidly and movably affixed leaves or plates, and have been provided with legs hinged to the frames, and said legs have been made extensible in length and provided with steadying-braces; but my invention consists in applying to such frames or tables the adjustable plates C C, having semicircular openings or cuts in their opposing sides, so that the relative distance apart these plates are set increases or decreases the size of the circular opening between them, so as to adjust it to receive different sizes of percolators, and this can be done by having one of the plates rigidly affixed to the frame by screws, nails, &c., and the other removably attached thereto.

Having thus described my invention, what I claim, and desire to secure by Letters Patent, is—

A percolating-table having a frame composed of longitudinal strips and cross-strips joining the same, with plates having semicircular openings in their opposed sides, one or both of said plates being removably attached to said frame, and legs hinged to said frame.

In testimony whereof I have hereunto set my hand this 3d day of October, 1889.

C. J. ELLISON.

In presence of—
C. A. MARSH,
JAMES E. ROGERS.