



US00D766508S

(12) **United States Design Patent**
Wang et al.

(10) **Patent No.:** **US D766,508 S**

(45) **Date of Patent:** **** Sep. 13, 2016**

(54) **COMBINED CALLUS REMOVER AND NAIL POLISHER**

(71) Applicant: **ZHEJIANG MEISEN ELECTRIC CO., LTD.**, Wenzhou, Zhejiang (CN)

(72) Inventors: **Rentong Wang**, Zhejiang (CN);
Zhiyong Yu, Zhejiang (CN)

(73) Assignee: **ZHEJIANG MEISEN ELECTRIC CO., LTD.**, Wenzhou (CN)

(**) Term: **15 Years**

(21) Appl. No.: **29/528,937**

(22) Filed: **Jun. 2, 2015**

(30) **Foreign Application Priority Data**

Apr. 13, 2015 (CN) 2015 3 00944846

(51) **LOC (10) Cl.** **28-03**

(52) **U.S. Cl.**

USPC **D28/58**; D28/59; D28/44.1; D24/133

(58) **Field of Classification Search**

USPC D28/56, 57, 58, 59, 44.1; D24/133, 147

CPC A45D 29/14; A45D 29/05; A45D 29/00;
A45D 44/00; A45D 2200/1054; A61B

2017/320004; A61B 17/54

See application file for complete search history.

(56) **References Cited**

U.S. PATENT DOCUMENTS

D736,999 S * 8/2015 Yiu D28/58

2003/0102002 A1 * 6/2003 Cho A45D 29/05
132/73.6

2006/0000483 A1 * 1/2006 O'Dwyer A45D 29/007
132/74.5

2006/0289025	A1 *	12/2006	Nevakshonoff	B24B 23/02
					132/73.6
2008/0255586	A1 *	10/2008	Greenberg	A61B 17/54
					606/131
2010/0000557	A1 *	1/2010	Keene	A45D 29/14
					132/73.6
2011/0226268	A1 *	9/2011	Filonczuk	A45D 29/05
					132/73.6
2015/0051620	A1 *	2/2015	Presser	A61B 17/54
					606/131
2015/0150352	A1 *	6/2015	Yiu	A45D 29/05
					132/75.8
2015/0150353	A1 *	6/2015	Yiu	A45D 29/05
					132/75.6
2015/0173484	A1 *	6/2015	Fitzsimons	A45D 29/05
					132/200

* cited by examiner

Primary Examiner — Jennifer Rivard

(74) *Attorney, Agent, or Firm* — Christensen Fonder P.A.

(57) **CLAIM**

We claim the ornamental design for combined callus remover and nail polisher, as shown and described.

DESCRIPTION

FIG. 1 is a perspective view of a combined callus remover and nail polisher.

FIG. 2 is a bottom view of the combined callus remover and nail polisher of FIG. 1.

FIG. 3 is a top view of the combined callus remover and nail polisher of FIG. 1.

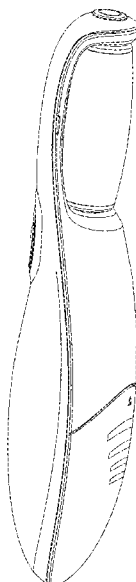
FIG. 4 is a right-side view of the combined callus remover and nail polisher of FIG. 1.

FIG. 5 is a left-side view of the combined callus remover and nail polisher of FIG. 1.

FIG. 6 is a rear view of the combined callus remover and nail polisher of FIG. 1; and,

FIG. 7 is a front view of the combined callus remover and nail polisher of FIG. 1.

1 Claim, 7 Drawing Sheets



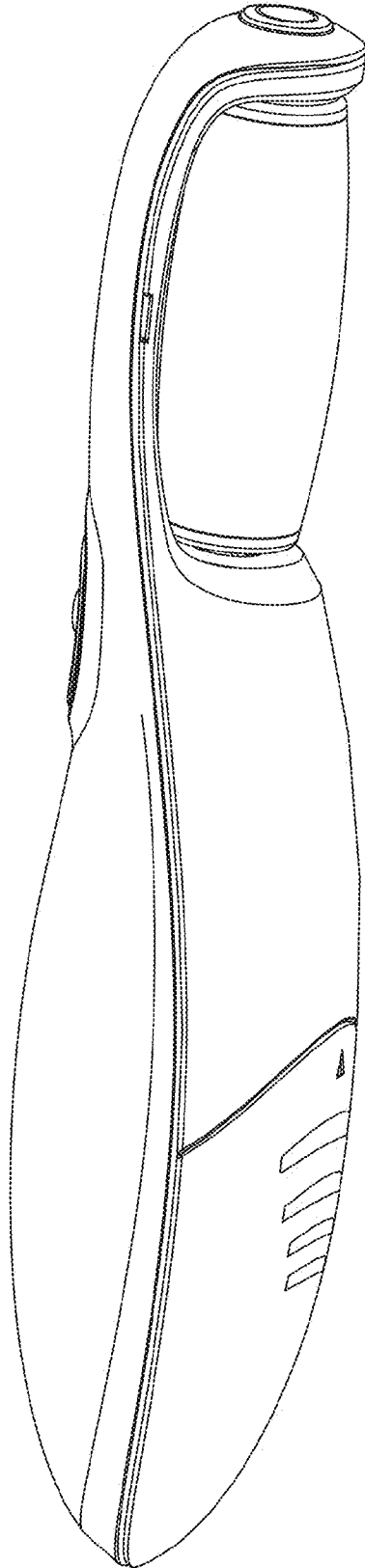


FIG. 1

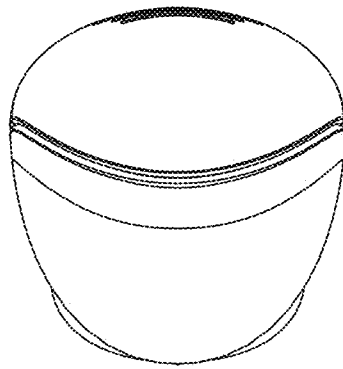


FIG. 2

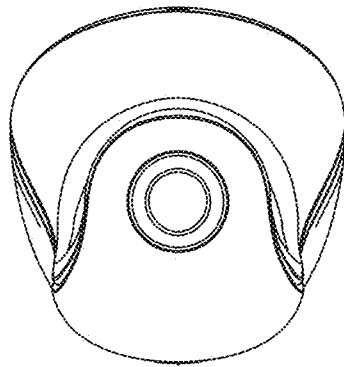


FIG. 3

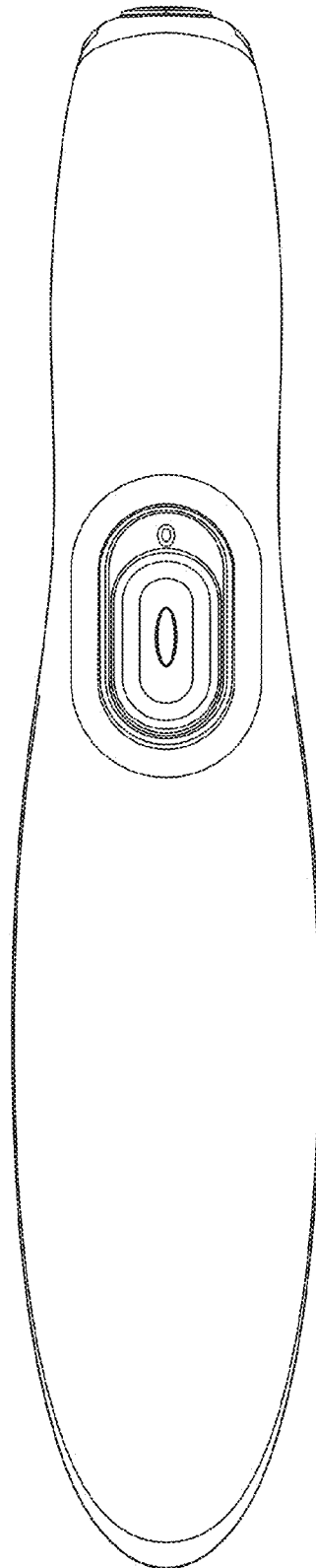


FIG. 4

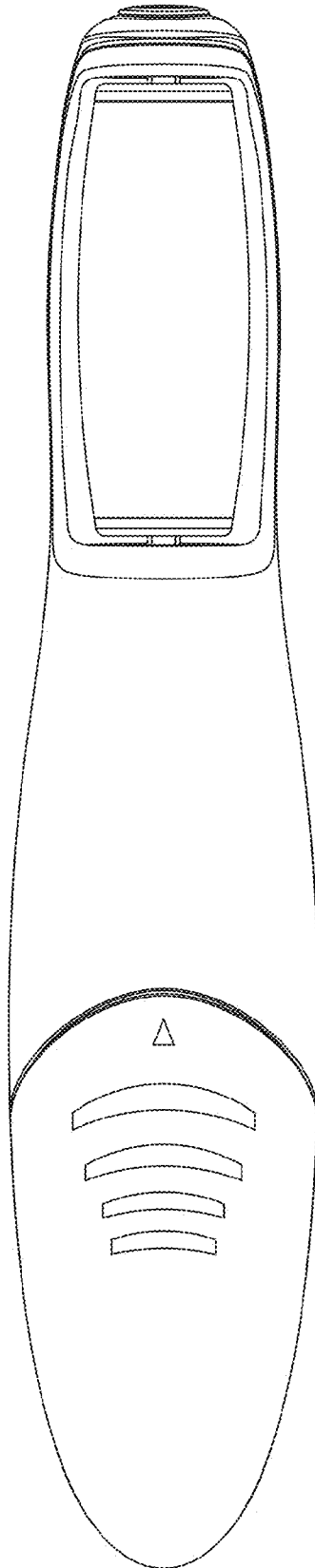


FIG. 5

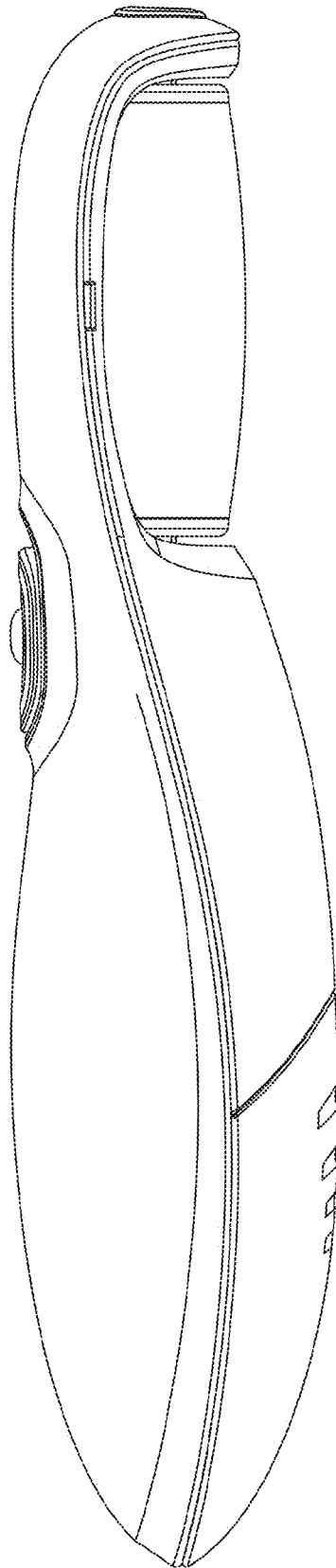


FIG. 6

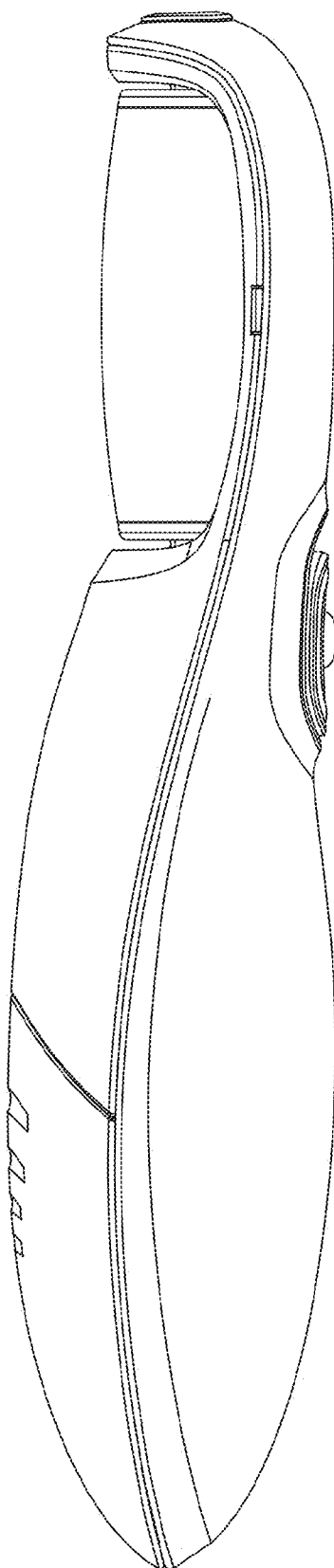


FIG. 7