

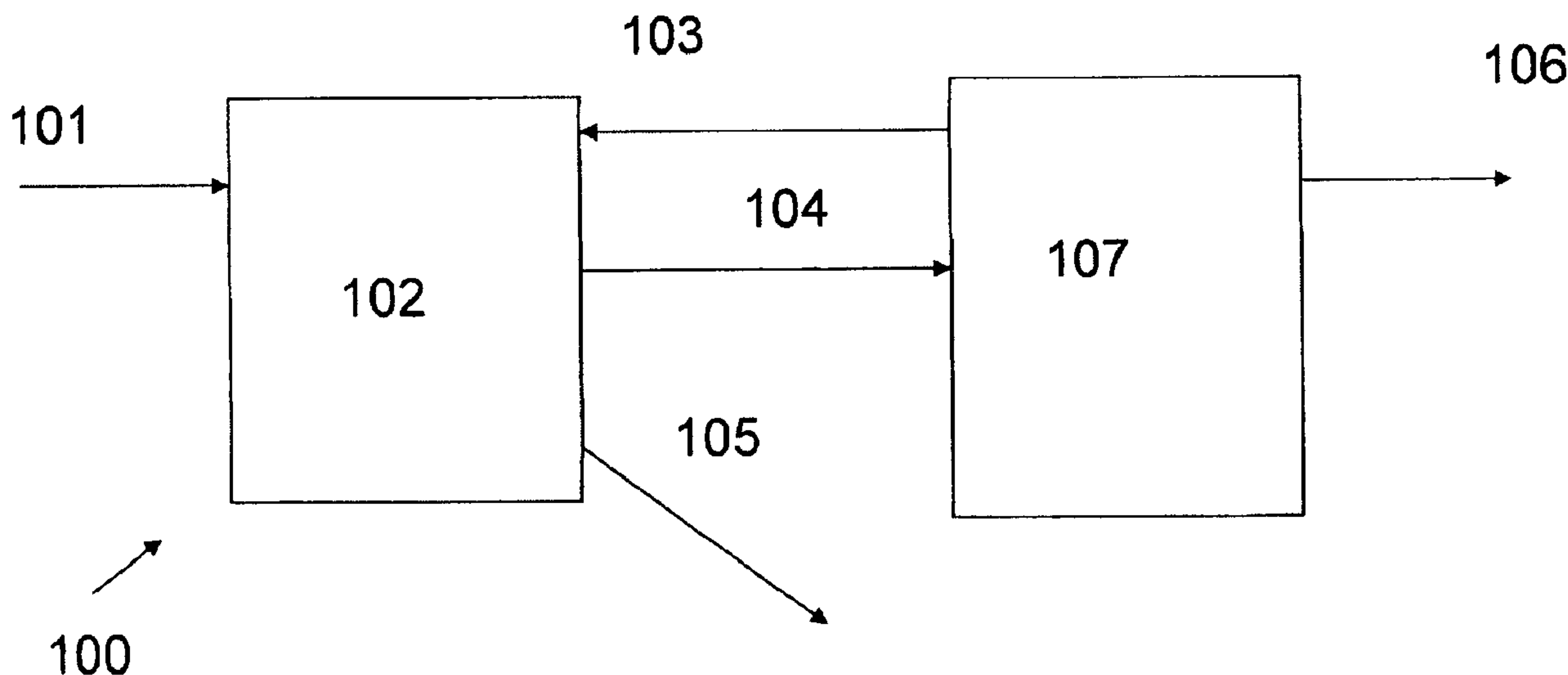


(86) Date de dépôt PCT/PCT Filing Date: 2009/02/23  
 (87) Date publication PCT/PCT Publication Date: 2009/09/03  
 (85) Entrée phase nationale/National Entry: 2010/08/17  
 (86) N° demande PCT/PCT Application No.: US 2009/034856  
 (87) N° publication PCT/PCT Publication No.: 2009/108599  
 (30) Priorité/Priority: 2008/02/28 (US12/039,374)

(51) Cl.Int./Int.Cl. *D21C 11/00* (2006.01),  
*C10G 1/00* (2006.01), *C10G 3/00* (2006.01),  
*C10L 1/02* (2006.01), *C12P 5/00* (2006.01)  
 (71) Demandeur/Applicant:  
 CHEVRON U.S.A. INC., US  
 (72) Inventeurs/Inventors:  
 SCHINSKI, WILLIAM LAWRENCE, US;  
 KUPERMAN, ALEXANDER E., US;  
 HAN, JINYI, US;  
 NAAE, DOUGLAS GENE, US  
 (74) Agent: SIM & MCBURNEY

(54) Titre : PROCÉDE DE GENERATION D'UNE CHARGE D'HYDROCARBURES A PARTIR DE LIGNINE  
 (54) Title: PROCESS FOR GENERATING A HYDROCARBON FEEDSTOCK FROM LIGNIN

**Figure 1**



(57) **Abrégé/Abstract:**

The present invention discloses processes for generating a hydrocarbon feedstock for biofuels synthesis from lignin via hydroprocessing. Embodiments of the present invention can occur in a refinery setting or in a paper mill setting. Embodiments of the present invention can utilize the separated lignin or the entire black liquor solution.

## (12) INTERNATIONAL APPLICATION PUBLISHED UNDER THE PATENT COOPERATION TREATY (PCT)

(19) World Intellectual Property Organization  
International Bureau(43) International Publication Date  
3 September 2009 (03.09.2009)(10) International Publication Number  
**WO 2009/108599 A3**

## (51) International Patent Classification:

*D21C 11/00* (2006.01)      *C12P 5/00* (2006.01)  
*C10G 1/00* (2006.01)      *C10G 3/00* (2006.01)  
*C10L 1/02* (2006.01)

## (21) International Application Number:

PCT/US2009/034856

## (22) International Filing Date:

23 February 2009 (23.02.2009)

## (25) Filing Language:

English

## (26) Publication Language:

English

## (30) Priority Data:

12/039,374    28 February 2008 (28.02.2008)    US

(71) Applicant (for all designated States except US):  
**CHEVRON U.S.A. INC.** [US/US]; 6001 Bollinger Canyon Road, San Ramon, California 94583 (US).

## (72) Inventors; and

(75) Inventors/Applicants (for US only): **SCHINSKI, William Lawrence** [US/US]; 2818 Las Galinas Avenue, San Rafael, California 94903 (US). **KUPERMAN, Alexander E.** [CA/US]; 231 Courtney Lane, Orinda, California 94563 (US). **HAN, Jinyi** [CN/US]; 440 Sycamore Circle, Danville, California 94526 (US). **NAAE, Douglas Gene** [US/US]; 1214 Ellcreek Court, Sugar Land, Texas 77479 (US).(74) Agents: **PATANGIA, Melissa J.** et al.; Chevron Corporation, Law Department, Post Office Box 6006, San Ramon, California 94583-0806 (US).

(81) Designated States (unless otherwise indicated, for every kind of national protection available): AE, AG, AL, AM, AO, AT, AU, AZ, BA, BB, BG, BH, BR, BW, BY, BZ, CA, CH, CN, CO, CR, CU, CZ, DE, DK, DM, DO, DZ, EC, EE, EG, ES, FI, GB, GD, GE, GH, GM, GT, HN, HR, HU, ID, IL, IN, IS, JP, KE, KG, KM, KN, KP, KR, KZ, LA, LC, LK, LR, LS, LT, LU, LY, MA, MD, ME, MG, MK, MN, MW, MX, MY, MZ, NA, NG, NI, NO, NZ, OM, PG, PH, PL, PT, RO, RS, RU, SC, SD, SE, SG, SK, SL, SM, ST, SV, SY, TJ, TM, TN, TR, TT, TZ, UA, UG, US, UZ, VC, VN, ZA, ZM, ZW.

(84) Designated States (unless otherwise indicated, for every kind of regional protection available): ARIPO (BW, GH, GM, KE, LS, MW, MZ, NA, SD, SL, SZ, TZ, UG, ZM, ZW), Eurasian (AM, AZ, BY, KG, KZ, MD, RU, TJ, TM), European (AT, BE, BG, CH, CY, CZ, DE, DK, EE, ES, FI, FR, GB, GR, HR, HU, IE, IS, IT, LT, LU, LV, MC, MK, MT, NL, NO, PL, PT, RO, SE, SI, SK, TR), OAPI (BF, BJ, CF, CG, CI, CM, GA, GN, GQ, GW, ML, MR, NE, SN, TD, TG).

## Declarations under Rule 4.17:

- as to applicant's entitlement to apply for and be granted a patent (Rule 4.17(ii))
- as to the applicant's entitlement to claim the priority of the earlier application (Rule 4.17(iii))

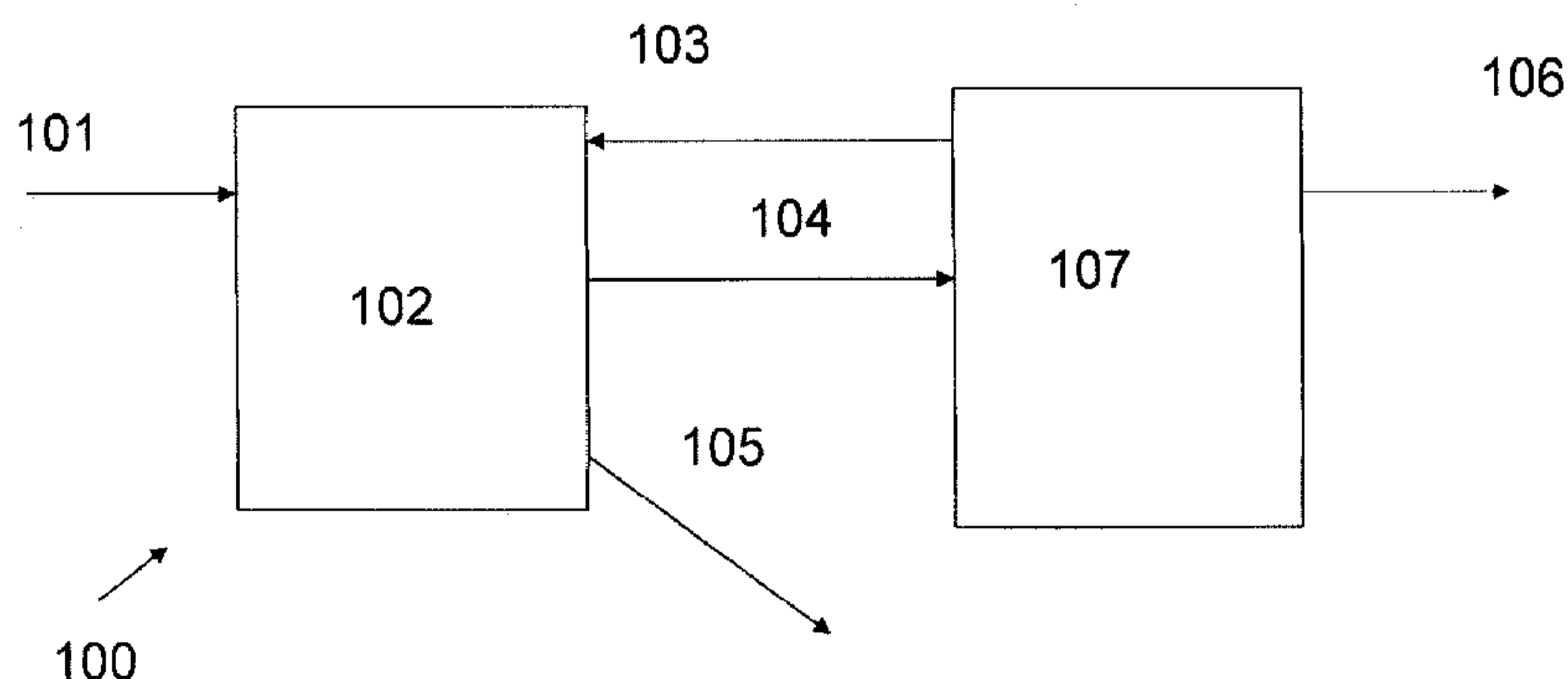
## Published:

- with international search report (Art. 21(3))

[Continued on next page]

(54) Title: PROCESS FOR GENERATING A HYDROCARBON FEEDSTOCK FROM LIGNIN

Figure 1



(57) Abstract: The present invention discloses processes for generating a hydrocarbon feedstock for biofuels synthesis from lignin via hydroprocessing. Embodiments of the present invention can occur in a refinery setting or in a paper mill setting. Embodiments of the present invention can utilize the separated lignin or the entire black liquor solution.

**WO 2009/108599 A3** 

---

(88) Date of publication of the international search report:  
19 November 2009

## **PROCESS FOR GENERATING A HYDROCARBON FEEDSTOCK FROM LIGNIN**

### **FIELD OF THE INVENTION**

**[0001]** The present invention relates generally to processes for generating a biofuels feedstock from lignin, and specifically to hydroprocessing lignin to generate a hydrocarbon feedstock for biofuels synthesis.

### **BACKGROUND OF THE INVENTION**

**[0002]** Initially, as a part of the kraft pulping process for making paper products, wood chips are converted to pulp by cooking the wood chips with white liquor in digesters at elevated temperature and pressure. White liquor is a water solution comprising sodium sulfide and sodium hydroxide. The white liquor dissolves the lignin that binds the cellulose fibers of the wood chips together. When cooking is complete, the contents of the digesters are sent to the pulp washers to separate the pulp from the spent cooking liquor. The separated pulp then proceeds through numerous stages until it becomes the finished paper product.

**[0003]** The combination of the spent cooking liquor and pulp wash water is referred to as weak black liquor. The weak black liquor is concentrated to form black liquor with a solids content of approximately 65 percent. Black liquor comprises lignin, sodium carbonate, sodium sulfate, and other inorganic salts. The weak black liquor is sent to the multiple-effect evaporator system where the black liquor is concentrated to about 55 percent solids. The black liquor is then fired in a recovery boiler to generate useful steam for the paper mill and to allow for the recovery and recycle of the cooking chemicals as green liquor. The resultant green liquor is converted back to white liquor for return to the digesters. The recovery of these costly cooking chemicals is essential to the economic operation of a paper mill. Lignin is a low value waste by-product from the papermaking industry.

**[0004]** The use of lignin as a renewable carbon feedstock for the synthesis of biofuels is a potential high value outlet for lignin. However, lignin is not

directly useful as a refinery feedstock for biofuels synthesis. First, solid materials such as lignin are difficult to handle in conventional refinery systems that typically process liquid streams. Second, the high oxidation state of lignin (by virtue of its phenolic characteristics) means it has a low energy content compared to common refinery fuels. Third, lignin is so highly oxygenated that it is not generally compatible with hydrocarbon streams.

**[0005]** For these reasons, a process to generate a refinery-compatible hydrocarbon feedstock from lignin is needed. The present invention discloses a process for generating a biofuels feedstock from lignin.

#### **SUMMARY OF THE INVENTION**

**[0006]** In the present invention, processes for generating a biofuels feedstock from lignin are disclosed. Specifically, the process of the present invention includes hydroprocessing lignin to generate a hydrocarbon feedstock for biofuels synthesis. As a result of the hydroprocessing of the lignin, the biofuels feedstock has been reduced in oxygen content and average molecular weight relative to the lignin.

**[0007]** The processes of the present invention may take place at a refinery setting. In this embodiment, the lignin is first separated from the black liquor at a paper mill and then the lignin is transported from the paper mill to the refinery for hydroprocessing to generate a biofuels feedstock. In the alternative, the entire black liquor solution may be transported from the paper mill to the refinery for hydroprocessing. In either scenario, the product (i.e., the biofuels feedstock) is then introduced into the refinery for biofuels synthesis alone or in combination with other refinery streams.

**[0008]** In addition, the processes of the present invention may take place at a paper mill setting. In this embodiment, the separated lignin may be hydroprocessed at the paper mill and the product (i.e., the biofuels feedstock) may be transported to a refinery for biofuels synthesis. In the alternative, the entire black liquor solution may be hydroprocessed at the paper mill and the product (i.e., the biofuels feedstock) may be transported to a refinery for biofuels synthesis alone or in combination with other refinery streams.

**[0009]** In either setting, the black liquor may be hydroprocessed completely or the hydroprocessing may proceed in stages. In the first stage of the staged black liquor hydroprocessing embodiment, there is enough hydroprocessing to cause phase separation of the black liquor and to allow most of the water and salts to be removed. In the second stage of the staged black liquor hydroprocessing embodiment, there is complete hydroprocessing with additional water removed. This second stage can occur in a smaller reactor because most of the water in the black liquor was removed in the first stage.

**[0010]** In addition to lignin from kraft pulping operations, sulfite, alkaline, and organosolv pulping operations and other chemical wood pulping operations also produce lignin by-products. In addition to lignin from papermaking operations, lignin from other sources, including lignin-like equivalents, may also be hydroprocessed to generate a biofuels feedstock alone or in combination. For example, pyrolysis oil from forestry slash or other forms of biomass, in particular the water insoluble fraction of pyrolysis oil, has a lignin by-product which can be hydroprocessed. Cellulosic hydrolysis and fermentation processes for ethanol synthesis also have a lignin by-product which can be hydroprocessed.

**[0011]** The processes of the present invention resolve the three limitations identified above for the use of lignin as a refinery feedstock. First, hydroprocessing yields a liquid product. Second, the energy content of the product is significantly increased. Third, the product is compatible with typical refinery streams and processes.

#### **BRIEF DESCRIPTION OF THE FIGURES**

**[0012]** The description is presented with reference to the accompanying figures in which:

**[0013]** FIG. 1 depicts lignin hydroprocessing in a refinery setting.

**[0014]** FIG. 2 depicts black liquor hydroprocessing in a refinery setting.

**[0015]** FIG. 2A depicts staged black liquor hydroprocessing in a refinery setting.

**[0016]** FIG. 3 depicts lignin hydroprocessing in a paper mill setting.

[0017] FIG. 4 depicts black liquor hydroprocessing in a paper mill setting.

[0018] FIG. 4A depicts staged black liquor hydroprocessing in a paper mill setting.

#### DETAILED DESCRIPTION OF THE INVENTION

[0019] The present invention discloses processes for generating a hydrocarbon feedstock for biofuels synthesis from lignin, including lignin-like equivalents, via complete or staged hydroprocessing. Embodiments of the present invention can take place at any setting including, but not limited to, a refinery setting or a paper mill setting. Embodiments of the present invention can utilize the separated lignin, the entire black liquor solution, or combinations thereof. The lignin, including the lignin-like equivalents, can come from a variety of sources including, but not limited to, papermaking operations, grasses, softwoods, hardwoods, pyrolysis oil from forestry slash or other forms of biomass and cellulosic hydrolysis and fermentation processes for ethanol synthesis.

##### 1. Definitions

[0020] Certain terms are defined throughout this description as they are first used, while certain other terms used in this description are defined below:

[0021] "Biofuel," as defined herein, is a fuel product at least partly derived from "biomass."

[0022] "Biomass," as defined herein, is a renewable resource of biological origin.

[0023] "Black liquor," as defined herein, comprises spent cooking liquor and pulp wash water including dissolved lignin from wood.

[0024] A "feedstock," within the context of a refinery, and as used herein, refers to hydrocarbonaceous material fed into one or more refinery processes in order to make a fuel or other commercial product.

[0025] A "gasifier," as defined herein, refers to a reaction environment wherein condensed hydrocarbonaceous feedstock material is converted into a

gas through the action of heat and possibly one or more reactive gases such as oxygen, air, carbon dioxide (CO<sub>2</sub>), and/or steam.

**[0026]** "Hydroprocessing," as defined herein, generally refers to reactions in the presence of a catalyst and hydrogen at high temperature and pressure for modification of hydrocarbonaceous material by saturation, isomerization, heteroatom removal, cracking, and the like. Hydrocracking and hydrotreating are examples of hydroprocessing reactions.

**[0027]** "Lignin," as defined herein, refers to a group of phenolic polymers that bind the cellulose fibers of wood together. Lignin can come from a variety of sources including, but not limited to, paper mills. In addition, lignin, including the lignin-like equivalents, can come from pyrolysis oil from forestry slash or other forms of biomass, cellulosic hydrolysis and fermentation processes for ethanol synthesis, grasses, softwoods, and hardwoods.

**[0028]** A "paper mill," as defined herein, generally refers to an integrated papermaking operation which manufactures paper products from wood chips utilizing chemical wood pulping such as the kraft pulping process.

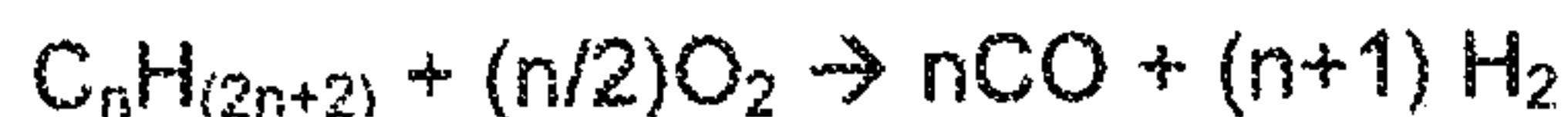
**[0029]** "Pyrolyzing," as defined herein, refers to a thermal processing and/or thermal decomposition of hydrocarbonaceous material, wherein said decomposition is typically carried out in a non-oxidative environment.

**[0030]** "Pyrolysis oil," or "pyoil," as defined herein, refers to a liquid hydrocarbon product resulting from the pyrolyzing treatment of hydrocarbonaceous material. In addition to other sources of pyrolysis oil, pyrolysis oil can also be generated from forestry slash.

**[0031]** A "refinery," as defined herein, generally refers to an oil refinery, or aspects thereof, where crude oil (or other fossil fuels such as coal or natural gas) is processed. Processes carried out at such refineries include, but are not limited to, reforming, cracking, distilling, and the like. In addition to an oil refinery, a refinery also refers to a biofuels refinery.

**[0032]** "Refinery residual" or "refinery resid," as defined herein, generally refers to the heaviest crude-based by-product fractions produced at a refinery. Asphaltenes, coker coke, and vacuum gas oil are types of refinery residuals.

**[0033]** "Synthesis gas," or "syngas," as defined herein, generally refers to a mixture of carbon monoxide (CO) and hydrogen (H<sub>2</sub>) produced by gasification in a gasifier. General oxidative routes from hydrocarbons to syngas are as follows:



**[0034]** "White liquor," or "cooking liquor," as defined herein, comprises a water solution of sodium sulfide and sodium hydroxide.

## 2. Method: Refinery Setting

**[0035]** In the refinery setting embodiment, either lignin or black liquor may be transported to the refinery from a paper mill for complete or staged hydroprocessing to generate a biofuels feedstock. In either scenario, the product, the biofuels feedstock, is then introduced into the refinery for biofuels synthesis. The lignin may come from paper mill sources but it may also include lignin from other sources, including lignin-like equivalents, from sources such as pyrolysis oil from forestry slash or other forms of biomass and cellulosic hydrolysis and fermentation processes for ethanol synthesis.

**[0036]** In the first refinery setting embodiment as depicted in **FIG. 1**, a hydroprocessor **102** is located on site at a refinery **100**. Lignin **101** is transported to the refinery **100** from a paper mill (not shown). In this embodiment, prior to transportation to the refinery **100**, the lignin **101** is separated from the black liquor on site at the paper mill. One method for the isolation of lignin **101** from black liquor is by carbon dioxide (CO<sub>2</sub>) injection. The injection of CO<sub>2</sub> lowers the pH of the black liquor and causes the lignin to precipitate. After rinsing the lignin **101** with dilute sulfuric acid and drying, the lignin **101** can be obtained as a dry solids and transported to the refinery **100**. Testing on samples of wet lignin (lignin moist with black liquor solution) reveals that the pH is basic. Testing on samples of clean lignin (lignin separated from the black liquor) reveals that the pH is acidic. The pH of the lignin is a function of the black liquor on the lignin.

**[0037]** Once at the refinery **100**, the lignin **101** is introduced into the hydroprocessor **102**. Hydroprocessing includes hydrocracking and

hydrotreating wherein large molecules, such as lignin, are converted into smaller molecules, such as a biofuels feedstock, using a reductant **103** and a catalyst at high temperature and pressure. Examples of hydroprocessing catalysts include molybdenum, cobalt, nickel, tungsten, iron and/or platinum on an amorphous or crystalline oxide matrix. Optionally a hydrocarbon solvent (not shown) can also be added as a slurry for the catalyst.

**[0038]** After the introduction of the lignin **101** and the catalyst into the hydroprocessor **102**, the reductant **103** is pressurized into the hydroprocessor **102**. One example of a reductant **103** for the hydroprocessor **102** is hydrogen. In the refinery setting, the hydrogen can be obtained from the same source providing hydrogen for other refinery processes **107**. In addition, the reductant for the hydroprocessor could also be syngas. The presence of carbon monoxide in the syngas can assist with the conversion of lignin **101**, and the observed effect is similar to that seen for coal hydroprocessing with syngas compared to hydrogen alone.

**[0039]** Unlike coal or heavy crude oil hydroprocessing, significant amounts of water **105** are produced as a result of lignin **101** hydroprocessing. This is due to the fact that lignin **101** is oxygenated to a much greater degree than coal or heavy crude oil. However, tests have shown that this produced water does not inhibit the lignin **101** conversion. At the end of the reaction the water **105** will condense and phase separate from the biofuels feedstock **104**. The water **105** extracts any residual salts that may be present in the lignin **101**, thereby preventing fouling or deactivation of the catalyst. After the separation from the water **105**, the biofuels feedstock **104** will also be separated and filtered to remove the catalyst for recycle (not shown).

**[0040]** In an exemplary embodiment, the hydroprocessing comprises activated slurry hydrocracking with a molybdenum sulfide heterogeneous catalyst at approximately 2000 psi with hydrogen for about six hours.

**[0041]** At the end of the reaction, the product, the biofuels feedstock **104** (from the hydroprocessor **102**) is introduced into the refinery processes **107** to produce a biofuel **106**. The particular location of the introduction of the biofuels feedstock **104** within the refinery processes **107** will depend on the

composition of the biofuels feedstock **104**. The biofuels feedstock **104** will be primarily a diesel-like stream.

**[0042]** Refinery residuals may also be introduced into the hydroprocessor **102** with the lignin **101** for the production of a biofuels feedstock **104**.

**[0043]** Further, in addition to lignin from papermaking operations, lignin, including lignin-like equivalents, from other sources may also be introduced into the hydroprocessor **102** to generate a biofuels feedstock **104**. For example, after logging, a paper mill may send waste (known as forestry slash) to a pyrolysis unit for the production of pyrolysis oil. This pyrolysis oil contains a lignin fraction and therefore may also be hydroprocessed. The pyrolysis oil comprises a water soluble portion and a water insoluble portion. As a result, the pyrolysis oil can be condensed and separated with a water wash. The water insoluble portion will require less hydrogen and will make a better fuel. The water soluble portion can be sent to aqueous phase reforming or to a gasifier. Similarly, cellulosic hydrolysis and fermentation processes for ethanol synthesis also have a lignin by-product that can be hydroprocessed.

**[0044]** One common issue associated with the production of biofuels is the need to maximize the feedstock volume. Co-feeding other material such as dried biomass, pyrolysis oil, and refinery residuals as needed with the lignin **101** will address this issue. It is expected that these materials will be compatible feedstocks for the hydroprocessor **102**.

**[0045]** In the second refinery setting embodiment, as depicted in **FIG. 2**, whole or partially dewatered black liquor **201** is transported to refinery **200** from a paper mill (not shown). Once at the refinery **200**, the black liquor **201** is introduced into hydroprocessor **202** for complete hydroprocessing. The hydroprocessing occurs using a reductant **203** and a catalyst at high temperature and pressure. Examples of hydroprocessing catalysts include molybdenum, cobalt, nickel, tungsten, iron and/or platinum on an amorphous or crystalline oxide matrix. Optionally a hydrocarbon solvent (not shown) can also be added as a slurry for the catalyst. Next, the reductant **203** is pressurized into the hydroprocessor **202**. Like the lignin embodiment above,

hydrogen or syngas from refinery processes 207 may be used as the reductant 203.

**[0046]** Significant amounts of water will be produced as a result of the black liquor 201 hydroprocessing. At the end of the reaction, the biofuels feedstock 204 is no longer miscible with water 205 and separates upon cooling to a second phase which is then separated and filtered to remove the catalyst for recycle (not shown). The biofuels feedstock 204 is then sent to the refinery processes 207 to produce a biofuel 206. The particular location of the introduction of the biofuels feedstock 204 within the refinery processes 207 will depend on the composition of the biofuels feedstock 204. The biofuels feedstock 204 will be primarily a diesel-like stream. In addition, the biofuels feedstock 204 may be separated into fractions and each fraction sent to the appropriate refinery process.

**[0047]** In addition, like the lignin embodiment above, in this embodiment, dried biomass, pyrolysis oil, or refinery residuals may also be introduced into the hydroprocessor 202 with the black liquor 201 for the production of a biofuels feedstock 204. However, it is anticipated that the introduction of pyrolysis oil may cause the lignin in the black liquor to precipitate. Therefore, the pyrolysis oil will typically have to be introduced slowly during the reaction or the pyrolysis oil may have to be added with a solvent to slurry the lignin.

**[0048]** The water 205 from the hydroprocessing reaction contains caustic salts that may be recycled to the papermaking process as the equivalent of green liquor or alternatively further treated (i.e., sent to a boiler) to reduce the organic components and reject the dissolved carbon dioxide. This is an alternative pathway to recycle the cooking chemicals required in the papermaking process.

**[0049]** While it may be less costly to ship dried lignin versus whole black liquor, hydroprocessing whole black liquor has the potential to increase the utilization of the organic components of black liquor. The carbon dioxide precipitation process discussed above to filter solid lignin from black liquor involves a titration to prevent the terpene, including pinene, and the tall oil fractions or other oily materials in the black liquor from being driven out of the

solution. Both terpene and tall oil are oily materials capable of wetting the lignin and yield a tacky or oily product that would be difficult to handle. As a result, some lignin is unavoidably left in the black liquor which – reducing the separation yield. In addition, the terpene and tall oil fractions are not utilized. By hydroprocessing the whole black liquor as an aqueous solution, a higher overall yield of biofuels feedstock will be harvested from the black liquor. In addition, the costly lignin separation from black liquor is also avoided.

**[0050]** In the third refinery setting embodiment, as depicted in **FIG. 2A**, whole or partially dewatered black liquor **251** is transported to the refinery **250** from a paper mill (not shown) for staged hydroprocessing. In this embodiment, there are two stages. Staged hydroprocessing may comprise a plurality of stages. Once at the refinery **250**, the black liquor **251** is introduced into the first hydroprocessing stage **252**. In this embodiment, the first hydroprocessing stage **252** is used as a separation tool to separate the lignin **253** from the water and salts **254**. The hydroprocessing reaction, in the presence of a catalyst and a reductant **255**, proceeds only far enough to cause phase separation and allow most of the water and salts **254** to be removed. Unlike the complete hydroprocessing embodiment described above, the resulting stream from this staged hydroprocessing embodiment, the separated lignin **253**, is not primarily a diesel-like stream. Next, the separated lignin **253** is introduced into the second hydroprocessing stage **256** for complete hydroprocessing in the presence of a catalyst and a reductant **255**.

**[0051]** At the end of the second hydroprocessing reaction, the biofuels feedstock **257** is no longer miscible with water **258** and separates upon cooling to a second phase that is then separated and filtered to remove the catalyst for recycle (not shown). The biofuels feedstock **257** is then sent to the refinery processes **259** to produce a biofuel **260**. The particular location of the introduction of the biofuels feedstock **257** within the refinery processes **259** will depend on the composition of the biofuels feedstock **257**. The biofuels feedstock **257** will be primarily a diesel-like stream.

### 3. Method: Paper Mill Setting

**[0052]** In the paper mill setting embodiments, either lignin or black liquor may be hydroprocessed to generate a biofuels feedstock. In either scenario, the product, the biofuels feedstock, may be transported to a refinery for biofuels synthesis. The hydroprocessing can be complete or staged. The lignin will come from paper mill sources but it may also include lignin, including lignin-like equivalents, from other sources such as pyrolysis oil from forestry slash or other forms of biomass and cellulosic hydrolysis and fermentation processes for ethanol synthesis.

**[0053]** In the first embodiment at the paper mill setting, as depicted in FIG. 3, a hydroprocessor 301 is located on site at a paper mill 300. Black liquor 302 exits the pulp washers 303. The lignin 304 is separated 305 from the black liquor 302 prior to entering the hydroprocessor 301. For example, the lignin 304 may be separated from the black liquor 302 via carbon dioxide injection as described above.

**[0054]** The lignin 304 is then introduced into the hydroprocessor 301 to generate the biofuels feedstock 307. The hydroprocessing occurs using a reductant 306 and a catalyst at high temperature and pressure. Examples of hydroprocessing catalysts include molybdenum, cobalt, nickel, tungsten, iron and/or platinum on an amorphous or crystalline oxide matrix. Optionally, a hydrocarbon solvent (not shown) can also be added as a slurry for the catalyst. Next, the reductant 306 is pressurized into the hydroprocessor 301.

**[0055]** One example of a reductant 306 for the hydroprocessor 301 is hydrogen. While hydrogen will already be present in the refinery setting as discussed above, at the paper mill 300 the hydrogen would have to be generated solely for use in the hydroprocessor 301.

**[0056]** In one embodiment, the hydrogen could be generated from anhydrous ammonia ( $\text{NH}_3$ ). Ammonia is widely used in agriculture and is available from a distributed supply network. Catalytic decomposition of ammonia to produce nitrogen ( $\text{N}_2$ ) and hydrogen ( $\text{H}_2$ ) is known in the art. Additionally, ammonia has the advantage of producing hydrogen without

associated carbon dioxide formation. The process is simple and could inexpensively supply the hydrogen required at the paper mill 300.

**[0057]** In another embodiment, the hydrogen may be synthesized from methanol. In this embodiment, the methanol can be purchased and shipped to the paper mill 300. The synthesis of hydrogen from methanol is known in the art. Hydrogen generation from methanol involves passing methanol over traditional methanol synthesis catalysts (such as copper or zinc on alumina) at high temperature which would cause the methanol to convert to an equilibrium mixture of syngas and methanol. The syngas can be separated from the unconverted methanol (which is then recycled for further conversion) and then water-gas shifts by conventional means to hydrogen. In addition, as discussed above with respect to the refinery setting, the presence of carbon monoxide (CO) in the syngas can assist with the conversion of lignin similar to the effect seen for coal hydroprocessing with syngas compared to hydrogen alone.

**[0058]** In another embodiment, the reductant 306 can be generated from a small gasifier using scraps of "hog fuel" such as bark, or from the previously discussed water soluble portion of pyrolysis oil.

**[0059]** As discussed above, significant amounts of water 308 are produced as a result of the lignin 304 hydroprocessing. At the end of the hydroprocessing reaction, the water 308 will condense and separate from the biofuels feedstock 307. The water 308 extracts any salts which may be present in the lignin 304 thereby preventing fouling or deactivation of the catalyst. After the separation from the water 308, the biofuels feedstock 307 will also be separated and filtered to remove the catalyst for recycle (not shown).

**[0060]** The biofuels feedstock 307 will be primarily a diesel-like stream. The biofuels feedstock 307 can then be transported to a refinery (not shown) to produce a biofuel. As an alternative, the biofuels feedstock 307 could be used on site at the paper mill 300 for example in a co-generation plant (not shown).

**[0061]** In addition, like the refinery setting above, in the paper mill setting, dried biomass or pyrolysis oil may also be introduced into the hydroprocessor **301** with the lignin **304** for the production of a biofuels feedstock **307**. In fact, the hydrogen requirement may be lowered by the inclusion of only the water-insoluble portion of pyrolysis oil, as discussed with respect to the refinery setting.

**[0062]** In the second paper mill setting embodiment as depicted in **FIG. 4**, a hydroprocessor **401** is located on site at a paper mill **400**. Black liquor **402** exits the pulp washers and is introduced into the multiple-effect evaporator system **403**. Next, the black liquor **402** is introduced into the hydroprocessor **401** to generate a biofuels feedstock **405**.

**[0063]** The hydroprocessing occurs using a reductant **404** and a catalyst at high temperature and pressure. Examples of hydroprocessing catalysts include molybdenum, cobalt, nickel, tungsten, iron and/or platinum on an amorphous or crystalline oxide matrix. Optionally a hydrocarbon solvent (not shown) can also be added as a slurry for the catalyst. Next, the reductant **404** is pressurized into the hydroprocessor **401**.

**[0064]** At the end of the hydroprocessing reaction, the biofuels feedstock **405** is no longer miscible with water **406** and separates upon cooling to a second phase that is separated and filtered to remove the catalyst for recycle (not shown). The biofuels feedstock **405** is sent to a refinery (not shown) or for use elsewhere in the paper mill **400**.

**[0065]** The water **405** from the hydroprocessing reaction contains the caustic salts that can be recycled to the papermaking process as the equivalent of green liquor or alternatively further treated (i.e. sent to a boiler) to reduce organic components and reject dissolved carbon dioxide. This is an alternative pathway to recycle the cooking liquor required in the papermaking process.

**[0066]** In addition, like the lignin embodiment above, in this embodiment, dried biomass or pyrolysis oil may also be introduced into the hydroprocessor **401** with the black liquor **402** for the production of a biofuels feedstock **405**. However, it is anticipated that the introduction of pyrolysis oil may cause the

lignin in the black liquor to precipitate. Therefore, the pyrolysis oil will typically have to be introduced slowly during the reaction or the pyrolysis oil may have to be added with a solvent to slurry the lignin. In addition, the hydrogen requirement may be lowered by the inclusion of only the water-insoluble portion of pyrolysis oil as compared to the entire pyrolysis oil, as discussed with respect to the refinery setting.

**[0067]** As discussed above, a benefit of hydroprocessing whole black liquor is the potential to increase the utilization of the organic components of black liquor. The carbon dioxide precipitation process discussed above to filter solid lignin from black liquor involves a titration to prevent the terpene, including pinene, and the tall oil fractions in the black liquor from being driven out of the solution. Both terpene and tall oil are oily materials capable of wetting the lignin and yield a tacky or oily product that would be difficult to handle. As a result, some lignin is unavoidably left in the black liquor which – reducing the separation yield. In addition, the terpene and the tall oil fractions are not utilized. By hydroprocessing the whole black liquor as an aqueous solution, a higher overall yield of biofuels feedstock will be harvested from the black liquor.

**[0068]** In the third paper mill setting embodiment, as depicted in **FIG. 4A**, black liquor **451** undergoes staged hydroprocessing. In this embodiment, there are two stages. Staged hydroprocessing may comprise a plurality of stages. The black liquor **451** is introduced into the first hydroprocessing stage **452** at the paper mill **450**. In this embodiment, the first hydroprocessing stage **452** is used as a separation tool to separate the lignin **453** from the water and salts **454** in the black liquor. The hydroprocessing reaction, in the presence of a catalyst and a reductant **455**, proceeds only far enough to cause phase separation and allow most of the water and salts **454** to be removed. Unlike complete hydroprocessing, the resulting stream, the separated lignin **453**, is not primarily a diesel-like stream.

**[0069]** Next, the separated lignin **453** is introduced into the second hydroprocessing stage **456** for complete hydroprocessing in the presence of a

catalyst and a reductant 457. This second hydroprocessing stage 456 can occur at the paper mill 450 or at a refinery (not shown).

[0070] At the end of the second hydroprocessing reaction at the paper mill, the biofuels feedstock 458 is no longer miscible with water 459 and separates upon cooling to a second phase which then is separated and filtered to remove the catalyst for recycle (not shown). The biofuels feedstock 458 is then sent to a refinery (not shown) to produce a biofuel. The biofuels feedstock 458 will be primarily a diesel-like stream.

[0071] In the alternative, the separated lignin 453 is a solid that can be shipped to a refinery for complete hydroprocessing as discussed above for the production of a biofuel.

[0072] While the methods of this invention have been described in terms of preferred or illustrative embodiments, it will be apparent to those of skill in the art that variations may be applied to the process described herein without departing from the concept and scope of the invention. All such similar substitutes and modifications apparent to those skilled in the art are deemed to be within the scope and concept of the invention as it is set out in the following claims.

## WHAT IS CLAIMED IS:

1. A papermaking process comprising: hydroprocessing a lignin-containing feedstock to yield a biofuels feedstock, wherein the lignin-containing feedstock comprises black liquor from a pulping process, and wherein the biofuels feedstock has been reduced in oxygen content and average molecular weight relative to the lignin as a result of hydroprocessing of the lignin contained therein.
2. The papermaking process of claim 1, wherein the hydroprocessing comprises a plurality of hydroprocessing stages.
3. The papermaking process of claim 1, wherein the pulping process comprises a kraft pulping process.
4. The papermaking process of claim 1, wherein the lignin-containing feedstock further comprises one or more components selected from the group consisting of dried biomass, refinery residuals, and combinations thereof.
5. The papermaking process of claim 1, wherein the lignin-containing feedstock further comprises one or more components selected from the group consisting of pyrolysis oil from forestry slash, by-products from cellulosic hydrolysis, by-products from fermentation, and combinations thereof.
6. The papermaking process of claim 1, wherein the hydroprocessing involves a reductive gas selected from the group consisting of hydrogen, carbon monoxide, methanol, and combinations thereof.
7. The papermaking process of claim 1, wherein the hydroprocessing involves a catalyst selected from the group consisting of molybdenum,

cobalt, nickel, tungsten, iron, platinum, and combinations thereof on an amorphous or crystalline oxide matrix.

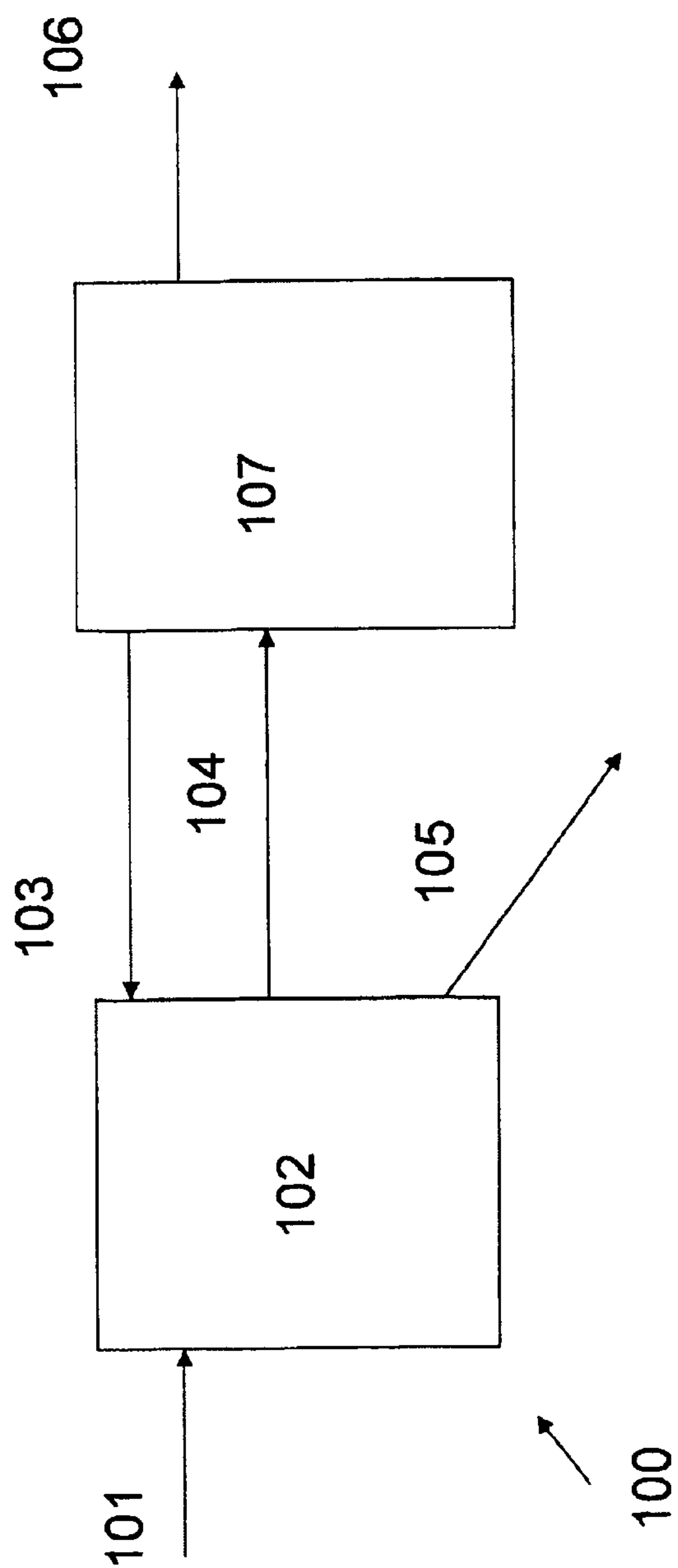
8. The papermaking process of claim 1, further comprising recycling and recovering salt components of the black liquor.
9. A papermaking process comprising: hydroprocessing a lignin-containing feedstock to yield a biofuels feedstock, wherein the lignin-containing feedstock comprises lignin separated from black liquor from a pulping process, and wherein the biofuels feedstock has been reduced in oxygen content and average molecular weight relative to the lignin as a result of hydroprocessing of the lignin contained therein.
10. The papermaking process of claim 9, wherein the pulping process comprises a kraft pulping process.
11. The papermaking process of claim 9, wherein the lignin-containing feedstock further comprises one or more components selected from the group consisting of dried biomass, refinery residuals, and combinations thereof.
12. The papermaking process of claim 9, wherein the lignin-containing feedstock further comprises one or more components selected from the group consisting of pyrolysis oil from forestry slash, by-products from cellulosic hydrolysis, by-products from fermentation, and combinations thereof.
13. The papermaking process of claim 9, wherein the hydroprocessing involves a reductive gas selected from the group consisting of hydrogen, carbon monoxide, methanol, and combinations thereof.

WO 2009/108599

PCT/US2009/034856

14. The papermaking process of claim 9, wherein the hydroprocessing involves a catalyst selected from the group consisting of molybdenum, cobalt, nickel, tungsten, iron, platinum, and combinations thereof on an amorphous or crystalline oxide matrix.
15. The papermaking process of claim 9, further comprising recycling and recovering salt components of the black liquor.

Figure 1



1/6

Figure 2

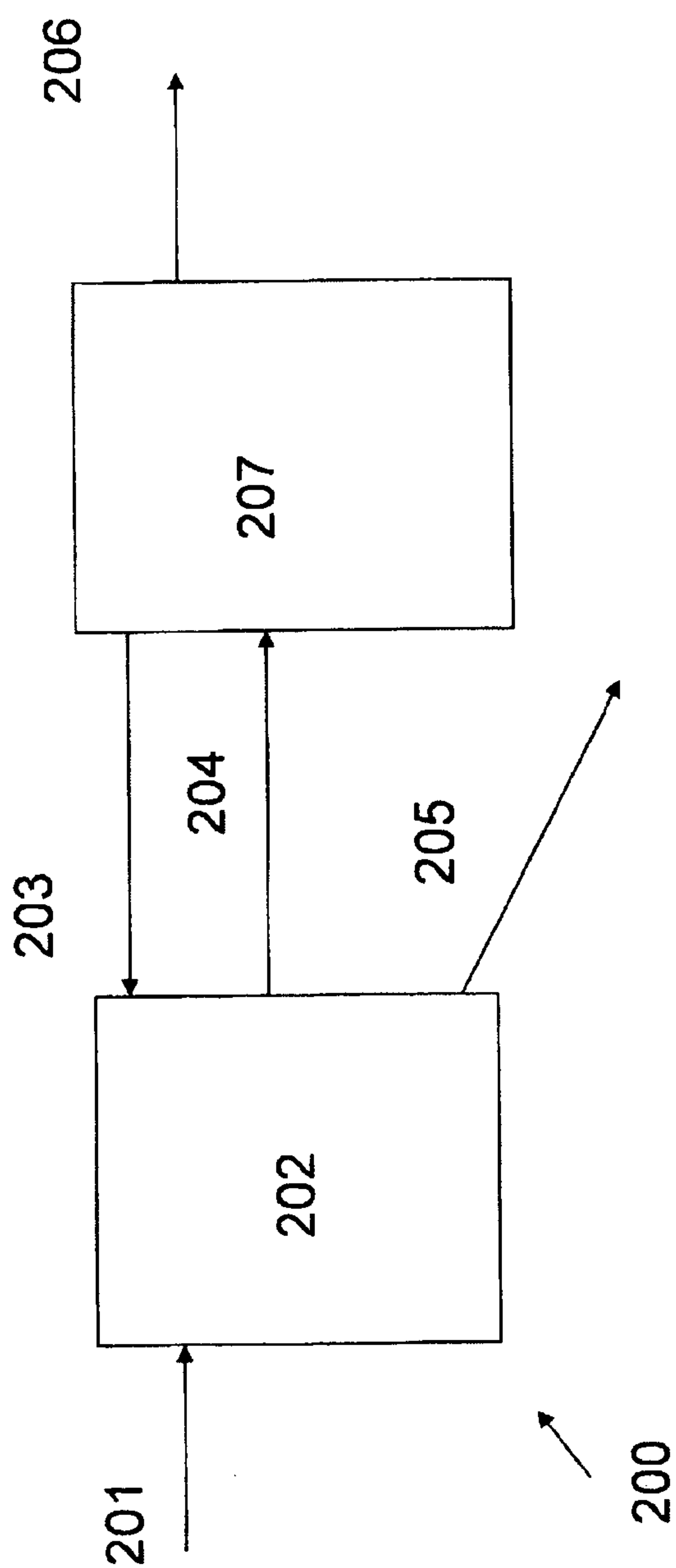
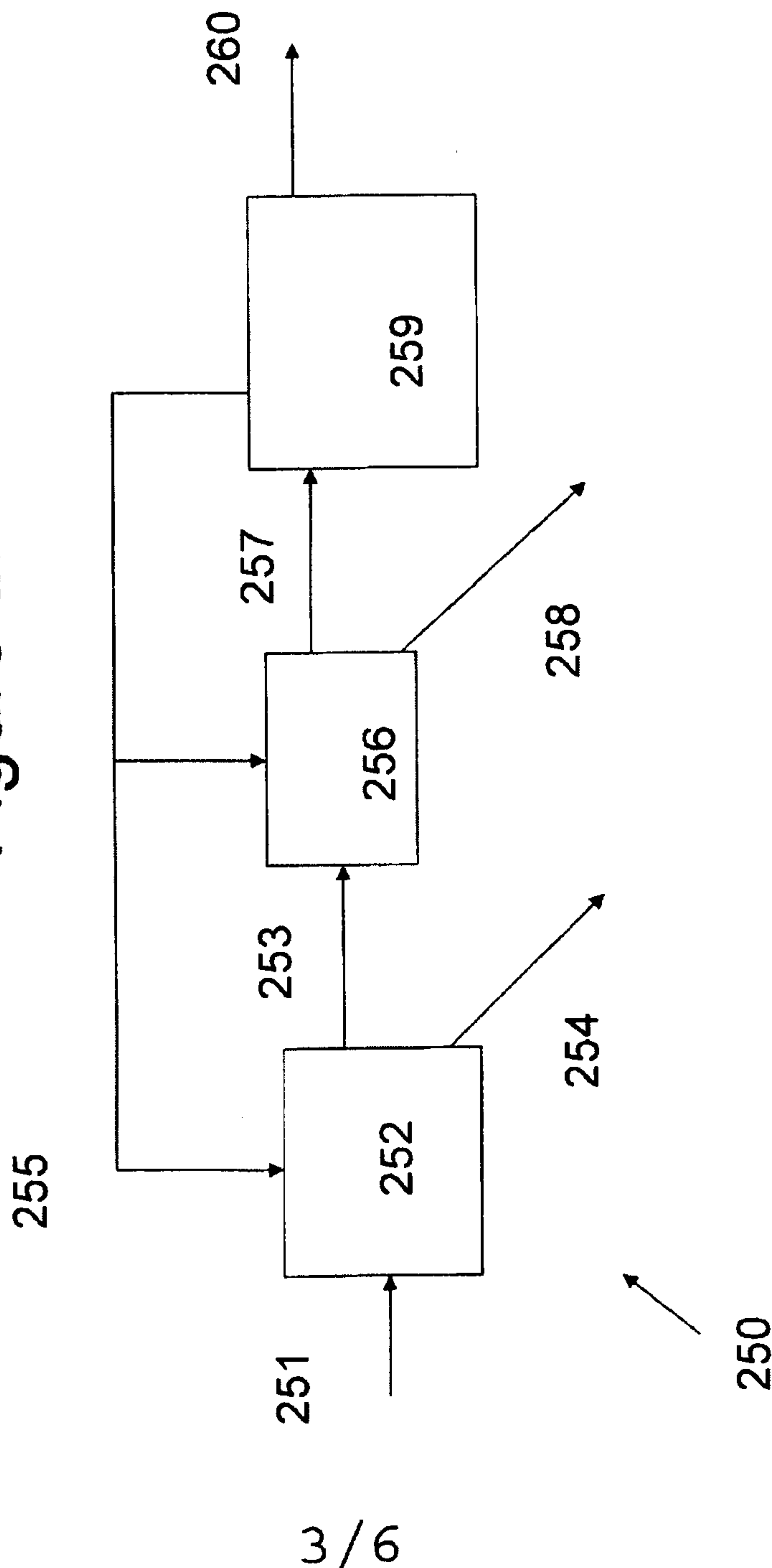


Figure 2A



3/6

Figure 3

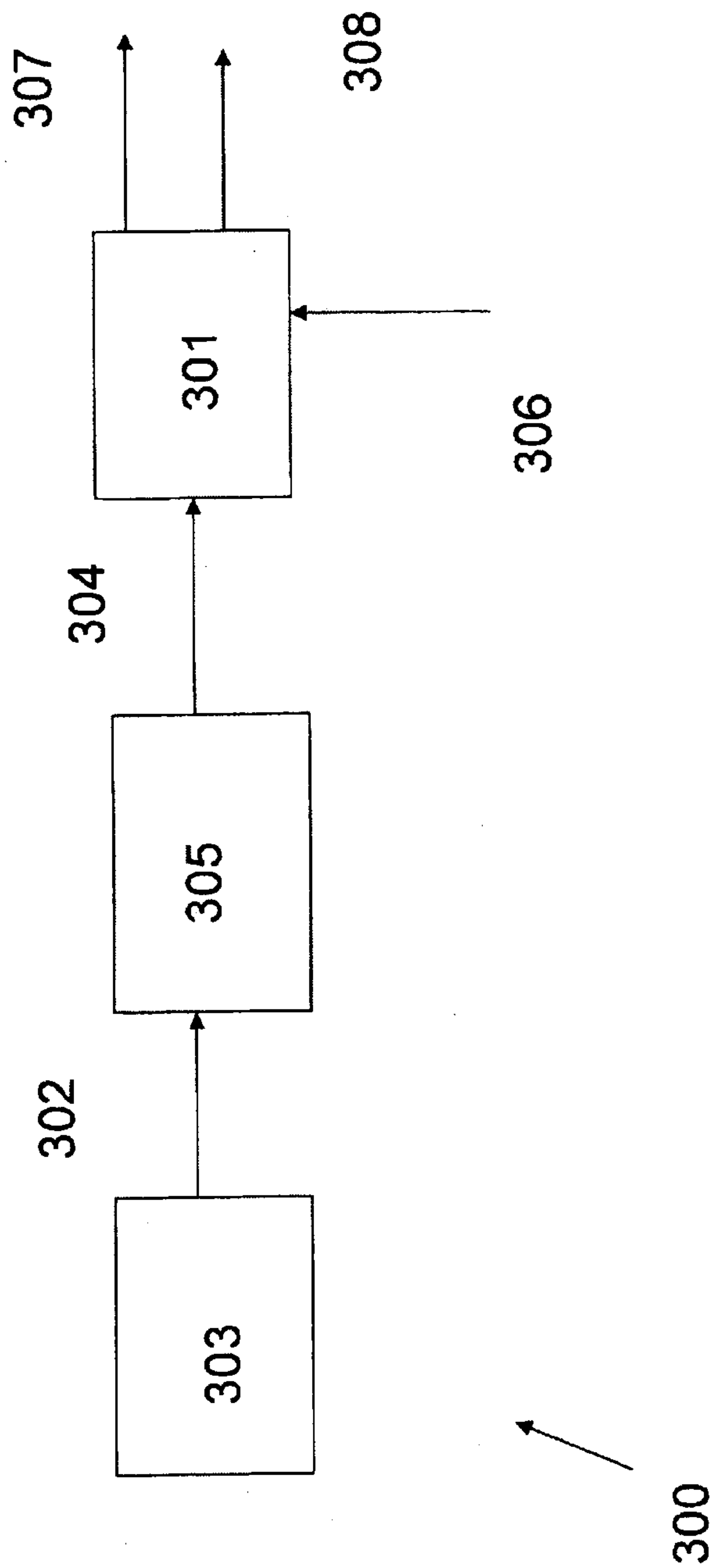


Figure 4

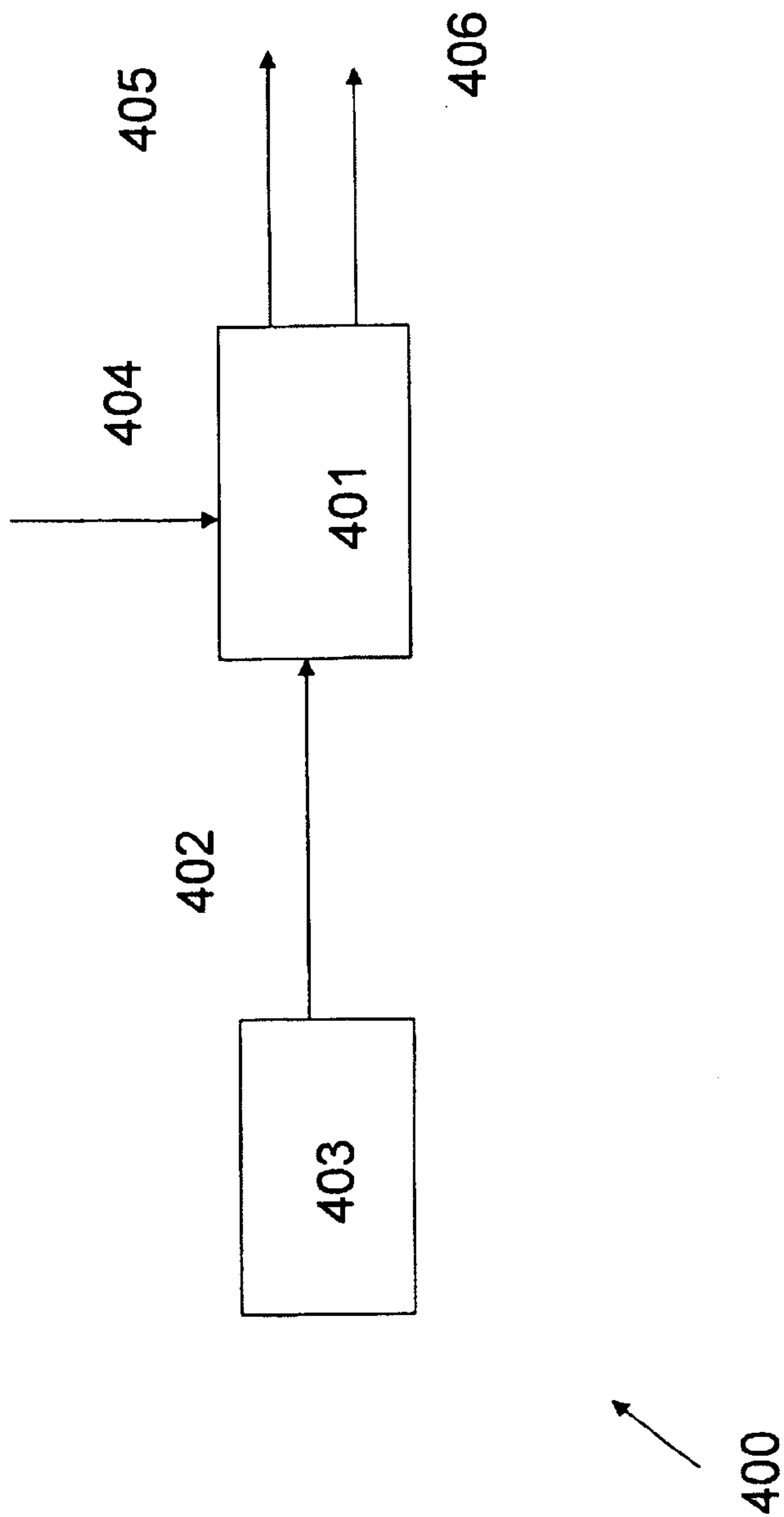
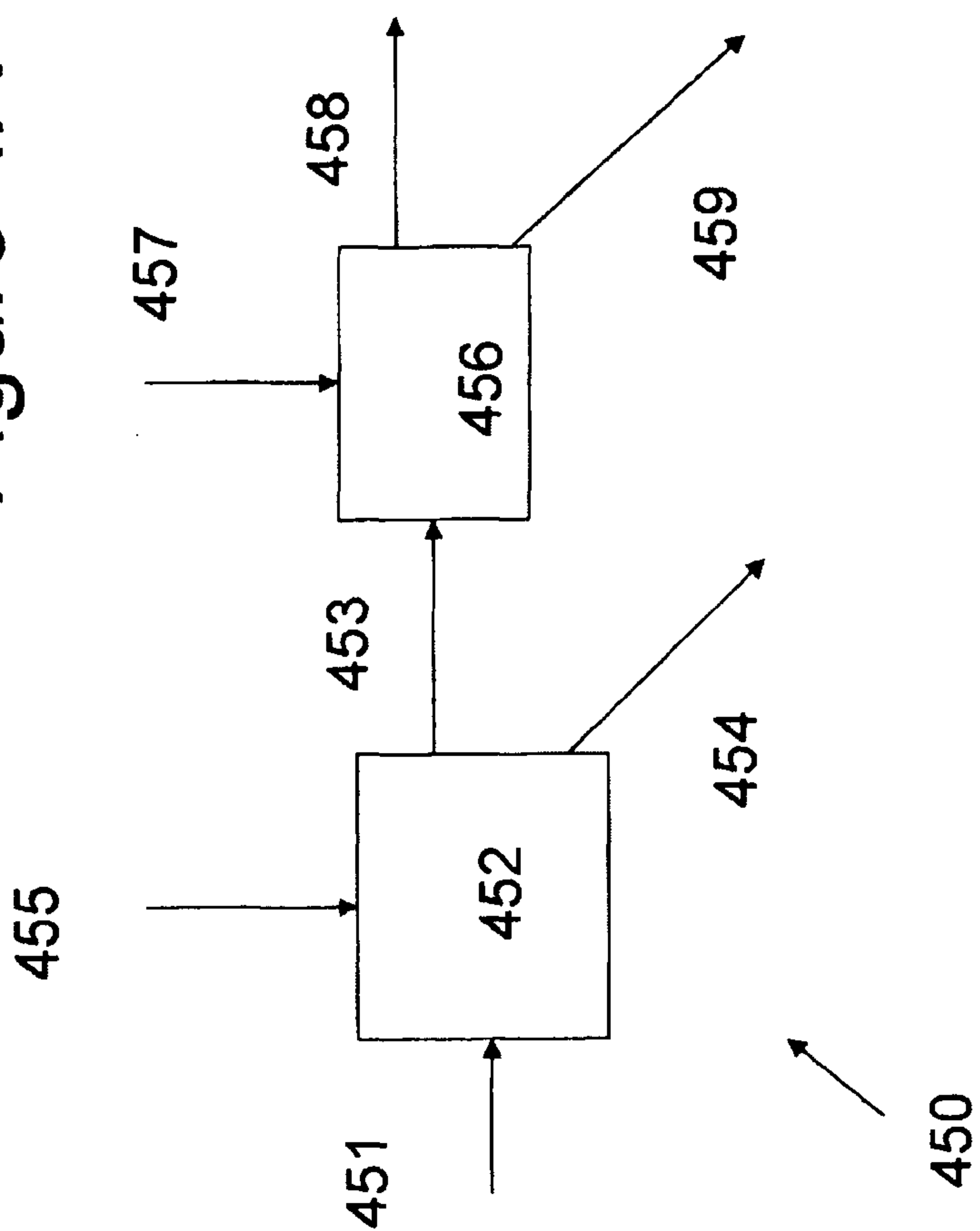


Figure 4A



# Figure 1

