US00D349247S

United States Patent [19]

Sugita

[11] Patent Number: Des. 349,247

[45] Date of Patent: ** Aug. 2, 1994

[54] **WRIST WATCH**

[75] Inventor: **Shoichi Sugita,** Wako, Japan

[73] Assignee: **Casio Computer Co., Ltd.,** Tokyo, Japan

[**] Term: **14 Years**

[21] Appl. No.: **921,475**

[22] Filed: **Jul. 28, 1992**

[30] **Foreign Application Priority Data**

Mar. 31, 1992 [JP] Japan 4-9075

[52] **U.S. Cl.** **D10/38;** D10/30

[58] **Field of Search** 368/82-84, 368/239-242, 280-282, 285; D10/1-40, 122-132

[56] **References Cited**

U.S. PATENT DOCUMENTS

D. 301,692	6/1989	Wakamatsu	D10/38
D. 325,530	4/1992	Moriai	D10/38
D. 339,749	9/1993	Ishikara	D10/38

OTHER PUBLICATIONS

Jeweler's Circular-Keystone-Oct. 1985-p. 124-watch at top-right.

European Jeweler-Jun. 1988-p. 55-watch at top-left.

Hong Kong Enterprise-Jan. 1986-p. 25-watch at top--left.

W. Bell Catalog-1987-p. 97-watch at top-right.

Primary Examiner—Nelson C. Holtje

Attorney, Agent, or Firm—Frishauf, Holtz, Goodman & Woodward

[57] **CLAIM**

The ornamental design for a wrist watch, as shown and described.

DESCRIPTION

FIG. **1** is a front elevation view of a wrist watch showing our new design;

FIG. **2** is a right side elevation view thereof;

FIG. **3** is a left side elevation view thereof;

FIG. **4** is a top plan view thereof;

FIG. **5** is a bottom plan view thereof; and,

FIG. **6** is a rear elevation view thereof.



FIG.4



FIG.3



FIG.1



FIG.2

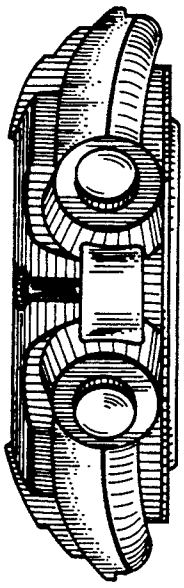

FIG.5



FIG.6

