



US00D773800S

(12) **United States Design Patent**
Willows et al.

(10) **Patent No.:** **US D773,800 S**

(45) **Date of Patent:** **** Dec. 13, 2016**

(54) **POUCH**

(71) Applicant: **Amphipod, Inc.**, Seattle, WA (US)

(72) Inventors: **Keith S. Willows**, Seattle, WA (US);
June A. Angus, Seattle, WA (US);
Antonio Del Rosario, Bellevue, WA (US)

(73) Assignee: **Amphipod, Inc.**, Seattle, WA (US)

(**) Term: **14 Years**

(21) Appl. No.: **29/522,549**

(22) Filed: **Mar. 31, 2015**

(51) **LOC (10) Cl.** **03-01**

(52) **U.S. Cl.**

USPC **D3/202**

(58) **Field of Classification Search**

USPC D3/201, 202, 215, 225, 303, 226, 229;
D7/605, 607, 608, 619.1, 620

CPC A45F 3/16; A45F 3/20; A45F 5/00;
A45F 5/02; A45C 11/20

See application file for complete search history.

(56) **References Cited**

U.S. PATENT DOCUMENTS

4,135,653	A *	1/1979	Sieloff	A45F 5/00 224/222
4,197,890	A *	4/1980	Simko	A45C 11/20 215/12.1
5,150,824	A *	9/1992	Alvarez	A45F 3/02 224/586
D335,957	S *	6/1993	Cantrell	224/148.5
5,427,290	A *	6/1995	Thatcher	A45F 3/04 224/148.2

D383,361	S *	9/1997	Melk	D3/215
D385,106	S *	10/1997	Melk	D3/202
5,722,574	A *	3/1998	Pratt	A45F 3/16 224/148.1
D404,908	S *	2/1999	Lollis	D3/215
D405,267	S *	2/1999	Cowan	D3/215
D409,380	S	5/1999	Angus et al.	
D410,770	S *	6/1999	Bergara	D3/202
D415,892	S	11/1999	Angus et al.	
D426,058	S *	6/2000	Gaines	D3/215
6,082,602	A *	7/2000	Gschwind	A45F 5/02 224/223

(Continued)

Primary Examiner — John Windmuller

Assistant Examiner — Steven Czyz

(74) *Attorney, Agent, or Firm* — Lowe Graham Jones PLLC

(57) **CLAIM**

The ornamental design for a pouch, as shown and described.

DESCRIPTION

FIG. 1 is a front perspective view of a pouch, showing our new design.

FIG. 2 is a rear perspective view thereof.

FIG. 3 is a front elevational view thereof.

FIG. 4 is a right side elevational view thereof.

FIG. 5 is a left side elevational view thereof.

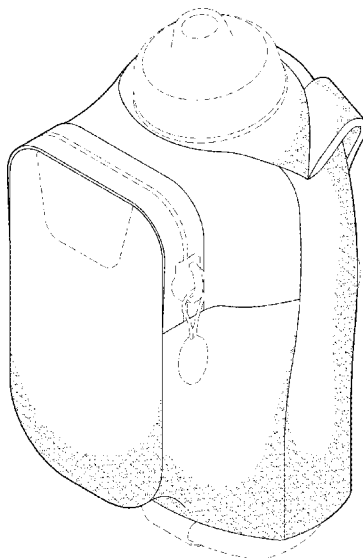
FIG. 6 is a back elevational view thereof.

FIG. 7 is a top plan view thereof; and,

FIG. 8 is a bottom plan view thereof.

The broken lines depict portions of the article that form no part of the claimed design. The dash-dot-dash line in FIG. 7 represents a boundary of the claimed design.

1 Claim, 8 Drawing Sheets



(56)

References Cited

U.S. PATENT DOCUMENTS

D428,700 S * 8/2000 Hillman D3/201
 6,109,496 A * 8/2000 Andrew A45F 3/00
 224/223
 6,182,872 B1 * 2/2001 Six A45F 3/00
 224/148.3
 6,237,820 B1 * 5/2001 Saxton A45F 3/16
 215/395
 D448,925 S * 10/2001 Willows D3/226
 D458,021 S 6/2002 Willows et al.
 6,401,993 B1 * 6/2002 Andriano A45F 5/00
 224/148.5
 6,446,852 B1 * 9/2002 Sorensen A45F 3/14
 224/236
 D467,079 S 12/2002 Willows et al.
 6,508,391 B2 * 1/2003 Gilbert A61M 5/002
 224/245
 6,533,150 B1 * 3/2003 Margo A45F 5/021
 224/148.1

6,629,628 B1 * 10/2003 Canepari A45C 1/04
 150/112
 D484,307 S 12/2003 Willows et al.
 6,659,321 B2 * 12/2003 Hartranft A45F 5/00
 224/182
 6,698,636 B2 3/2004 Angus et al.
 6,971,562 B2 * 12/2005 Willows A45F 5/00
 224/148.4
 D567,595 S * 4/2008 Christopher D3/229
 7,520,412 B2 * 4/2009 Willows A45F 3/14
 224/148.4
 8,002,157 B2 * 8/2011 Willows A45F 3/14
 224/148.4
 D681,326 S * 5/2013 Willows D3/229
 D706,028 S 6/2014 Willows et al.
 D706,031 S 6/2014 Willows et al.
 8,985,409 B2 * 3/2015 Willows A45F 5/00
 224/148.1
 D731,179 S * 6/2015 Bernson D3/269
 D750,376 S * 3/2016 Hamilton D3/218
 2007/0175787 A1 * 8/2007 Lown A45F 3/16
 206/427

* cited by examiner

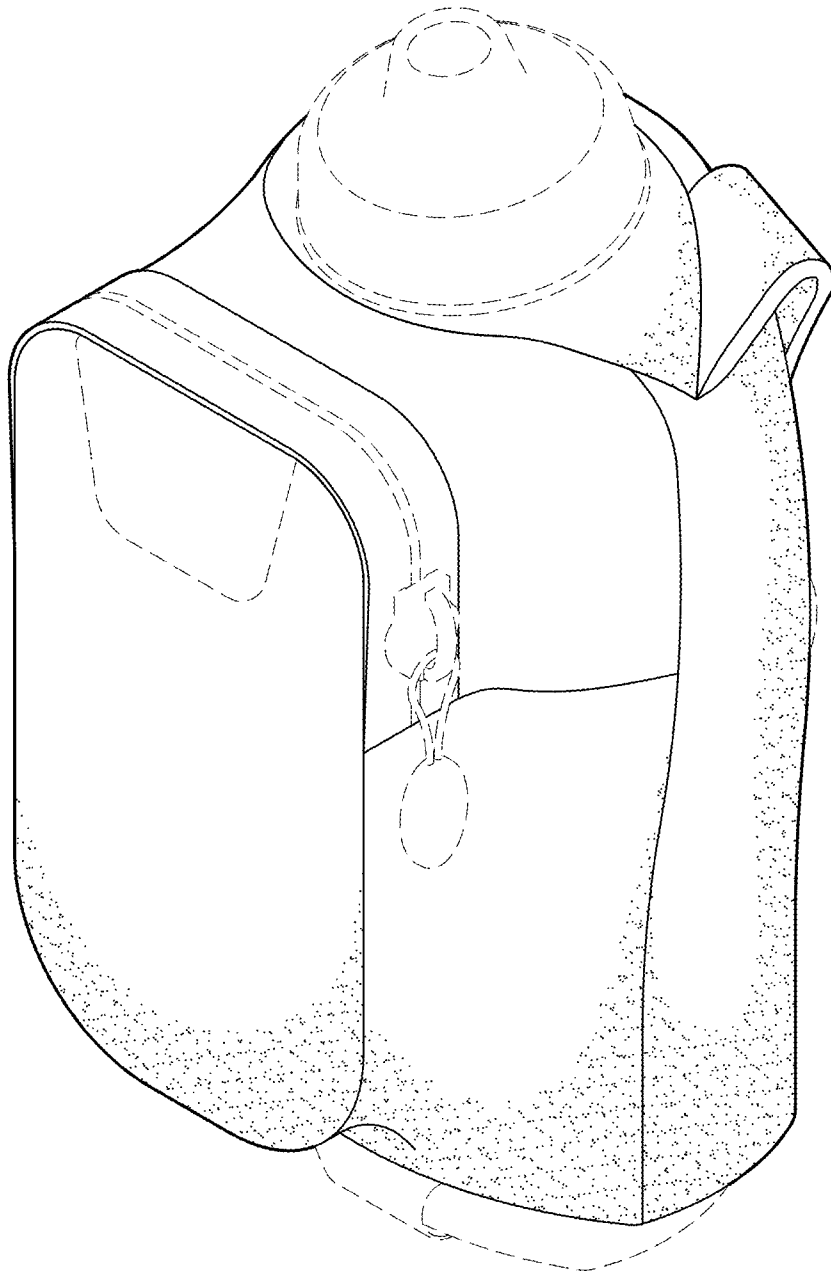


FIG.1

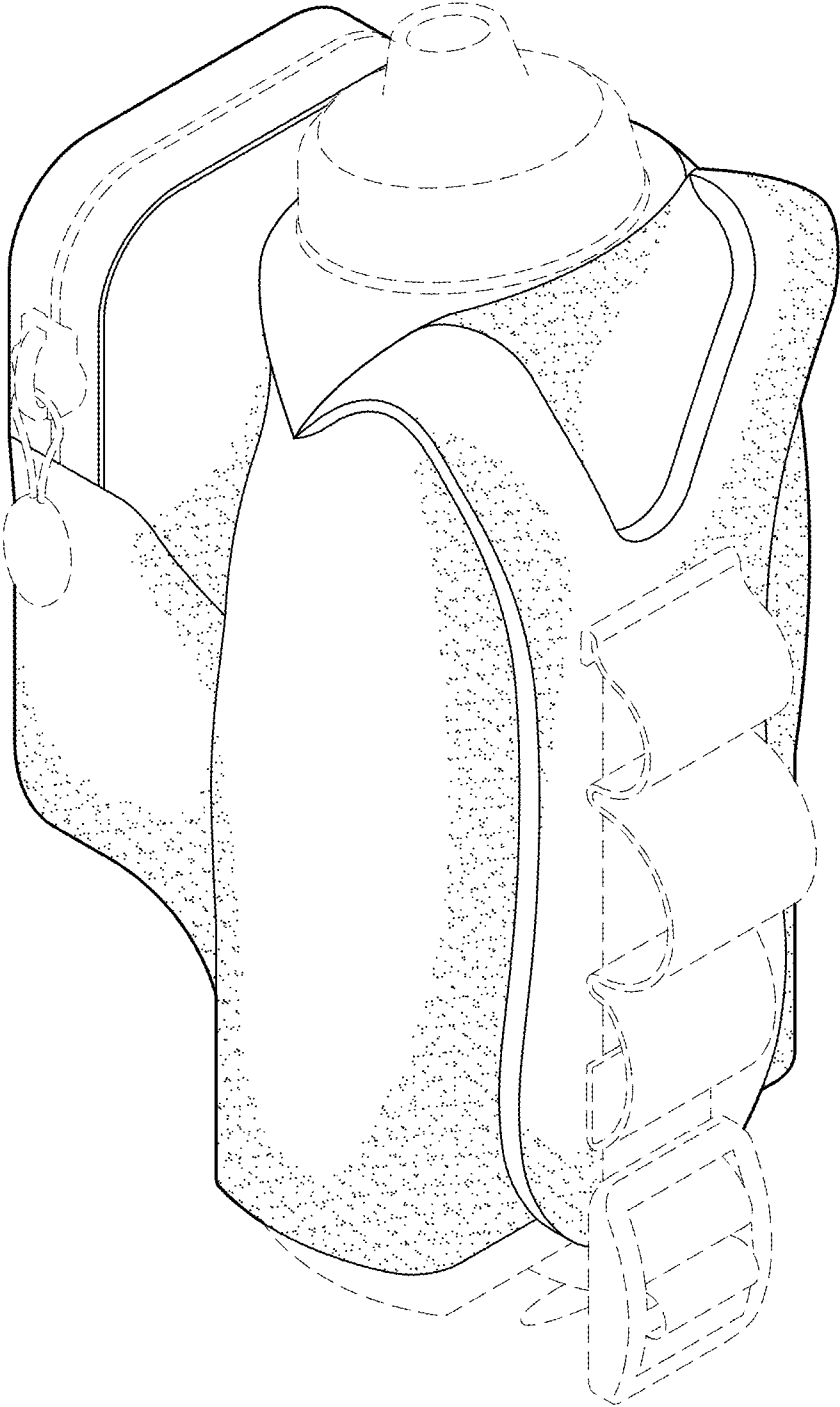


FIG.2

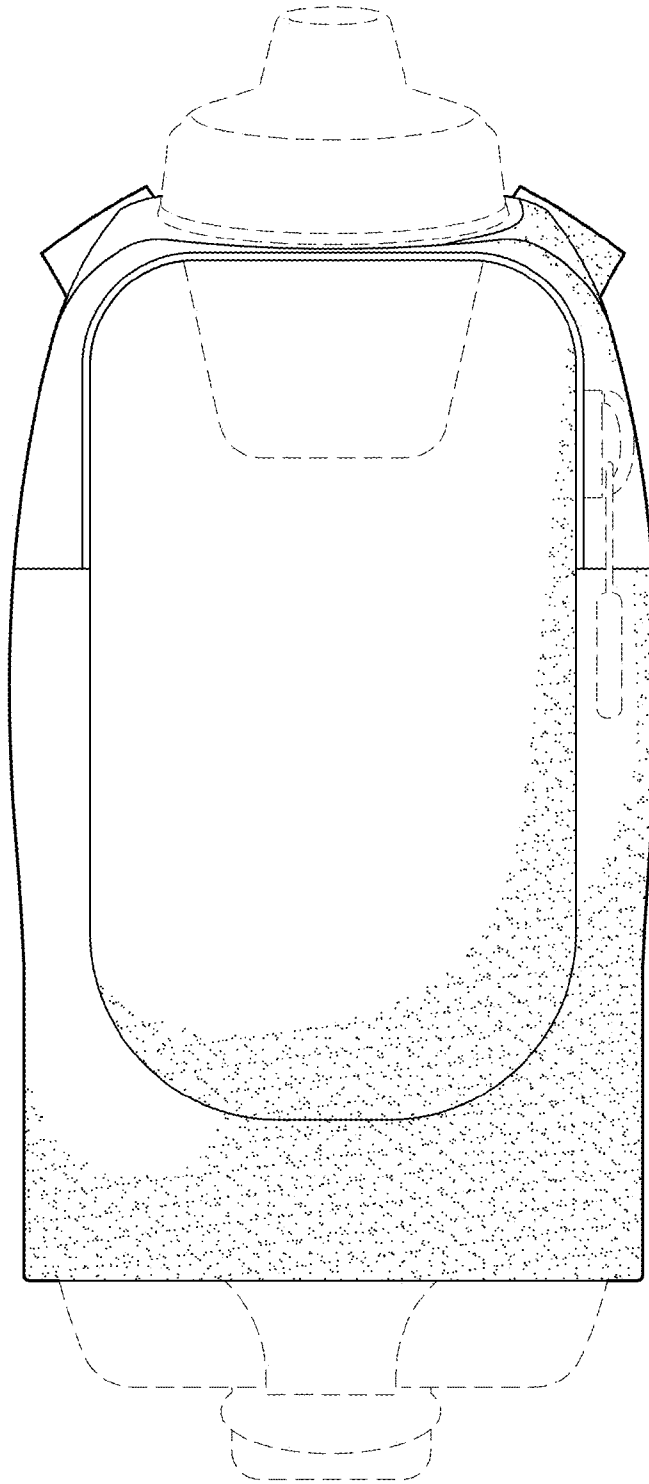


FIG.3

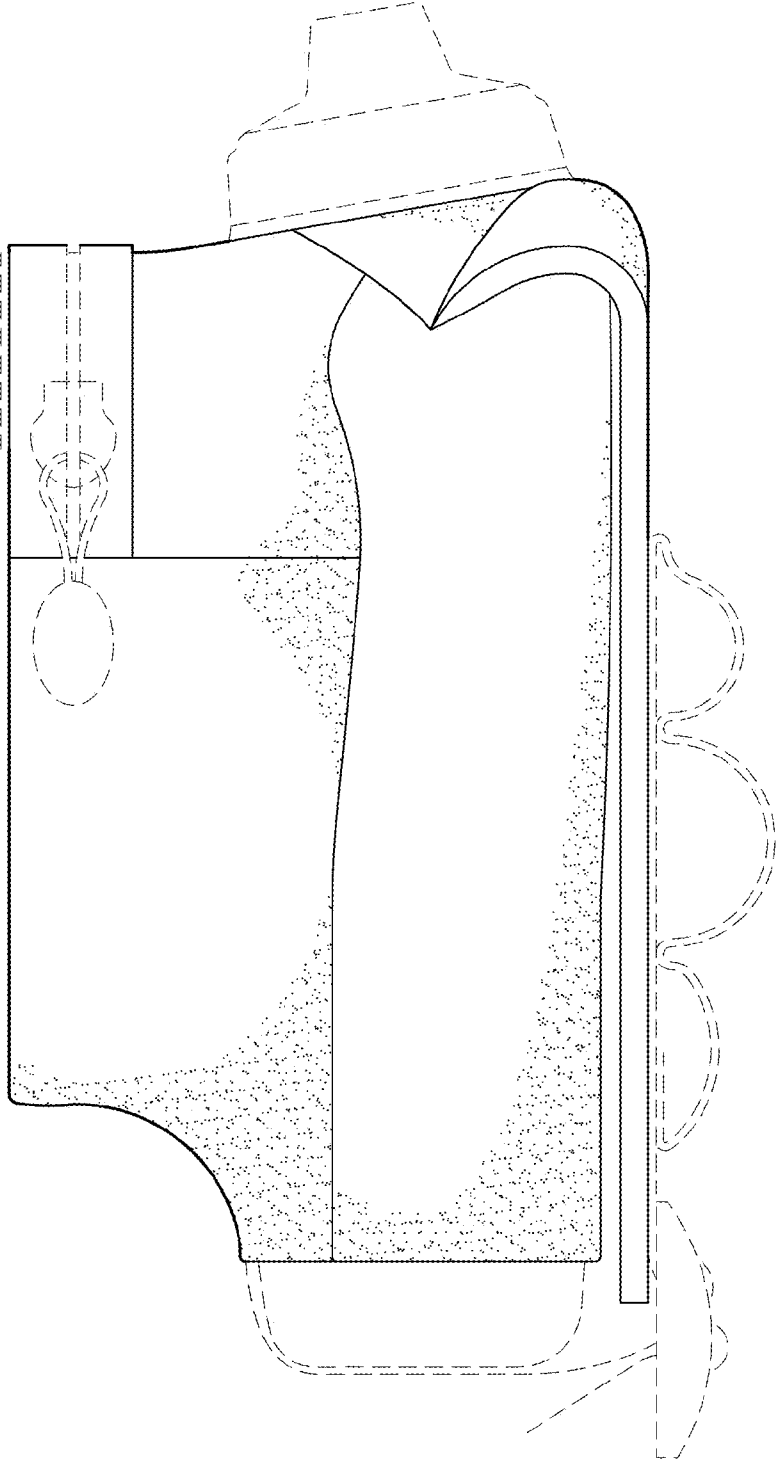


FIG.4

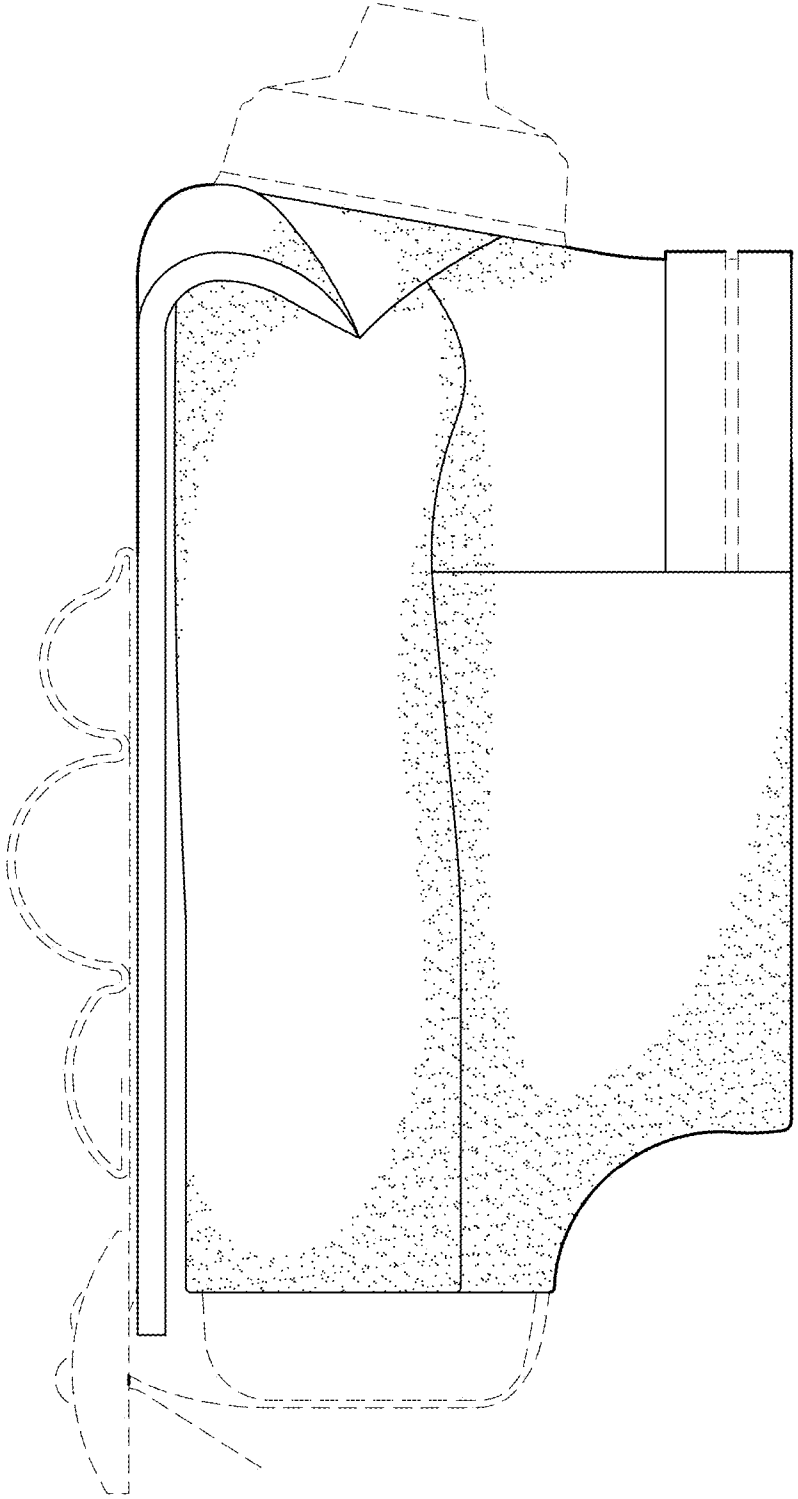


FIG.5

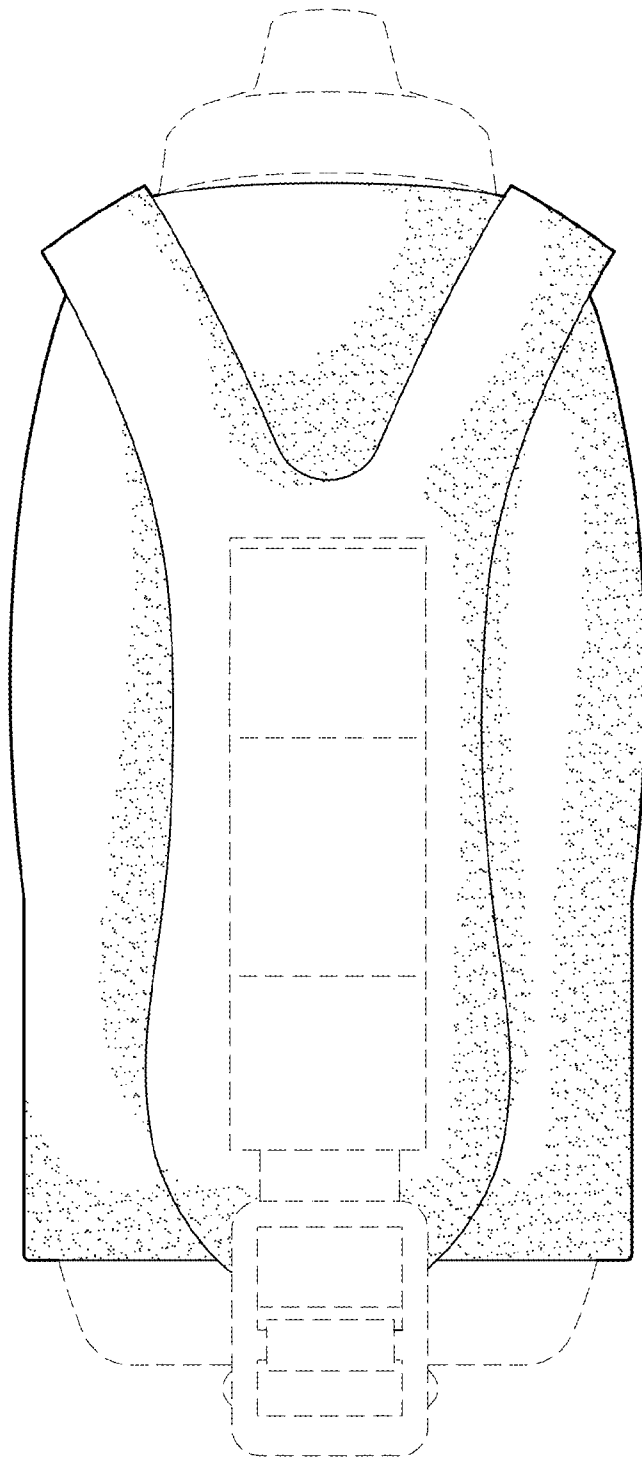


FIG.6

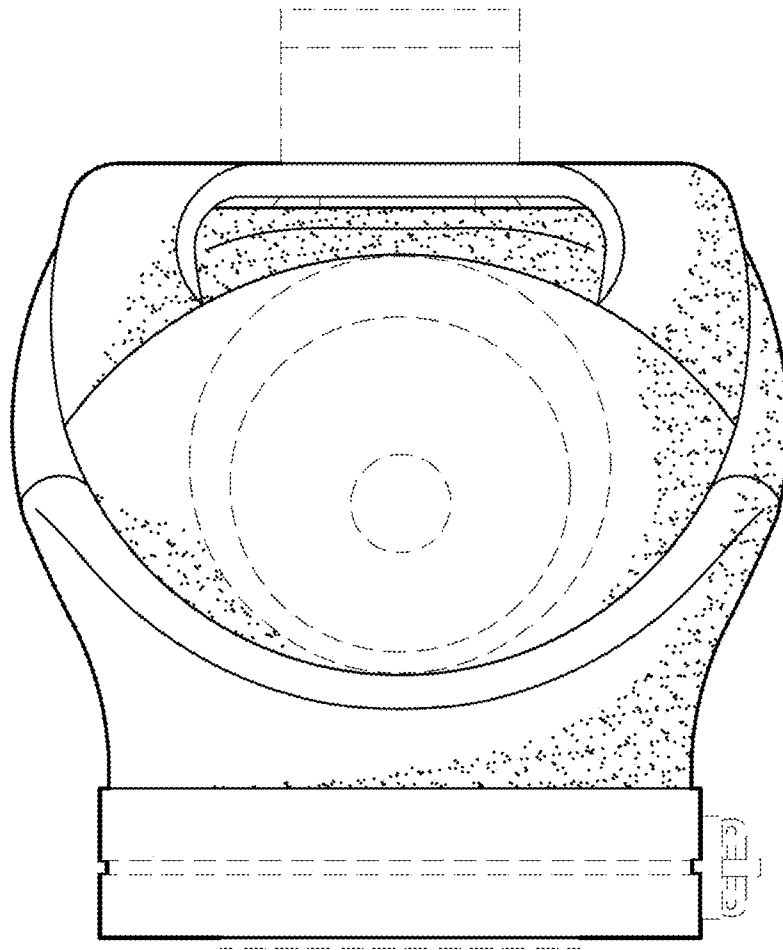


FIG. 7

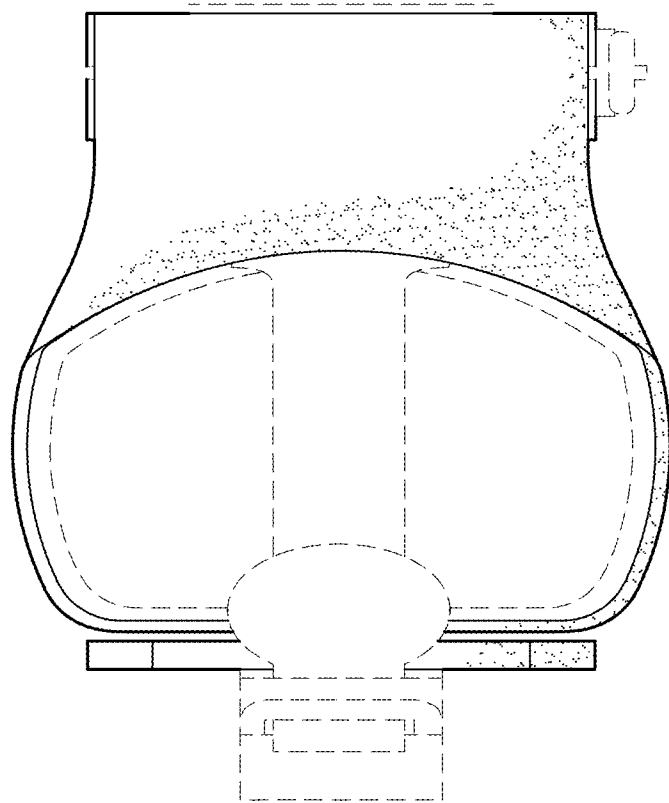


FIG. 8