



US00D463568S

(12) **United States Design Patent** (10) **Patent No.:** **US D463,568 S**
Leung (45) **Date of Patent:** **** Sep. 24, 2002**

(54) **CAP AND STOPPER FOR A BABY DRINKING BOTTLE**

Primary Examiner—Stella Reid
(74) *Attorney, Agent, or Firm*—Amster, Rothstein & Ebenstein

(75) **Inventor:** **Barkie S. W. Leung, Tsuen Wan (HK)**

(57) **CLAIM**

(73) **Assignee:** **Euret 3000 Ltd., Kowloon (HK)**

The original design for a cap and stopper for a baby drinking bottle, and as shown and described.

(**) **Term:** **14 Years**

DESCRIPTION

(21) **Appl. No.:** **29/123,006**

FIG. 1 is a front elevational view of a cap and stopper for baby drinking bottle showing my new design, the view from the back side being a mirror image thereof;

(22) **Filed:** **May 8, 2000**

FIG. 2 is a front elevational view thereof showing the cover removed from the bottle with the cap visible;

(30) **Foreign Application Priority Data**

Nov. 6, 1999 (DE) 499 10 355

FIG. 3 is a right side elevational view thereof with the cover in place; the view from the other side being substantially the same;

(51) **LOC (7) Cl.** **07-01**

(52) **U.S. Cl.** **D24/197**

(58) **Field of Search** D24/197; 215/11.1, 215/11.2, 11.3, 11.4, 11.5, 11.6

FIG. 4 is a view thereof showing the cover and the cap portion removed as a unit;

(56) **References Cited**

U.S. PATENT DOCUMENTS

2,959,314	A	*	11/1960	Sanchez	215/11.1
3,145,867	A	*	8/1964	Roberts et al.	215/11.1
4,832,214	A	*	5/1989	Schrader et al.	215/11.1
4,925,042	A	*	5/1990	Chong	215/11.1
5,180,071	A	*	1/1993	Crosson	215/11.1
D340,771	S	*	10/1993	Levy et al.	D24/197
5,316,160	A	*	5/1994	Cautereels	215/11.1
D365,638	S	*	12/1995	Young	D24/197

FIG. 5 is another view thereof showing further disassembly of the cover and cap;

FIG. 6 is a perspective view of the cover portion of the drinking bottle, cap and stopper for babies of the present invention;

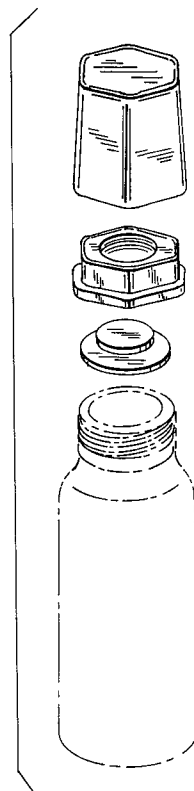
FIG. 7 is a top view thereof; and,

FIG. 8 is a bottom view thereof.

The broken line showing of the bottle is for illustrative purposes only and forms no part of the claimed design.

* cited by examiner

1 Claim, 4 Drawing Sheets



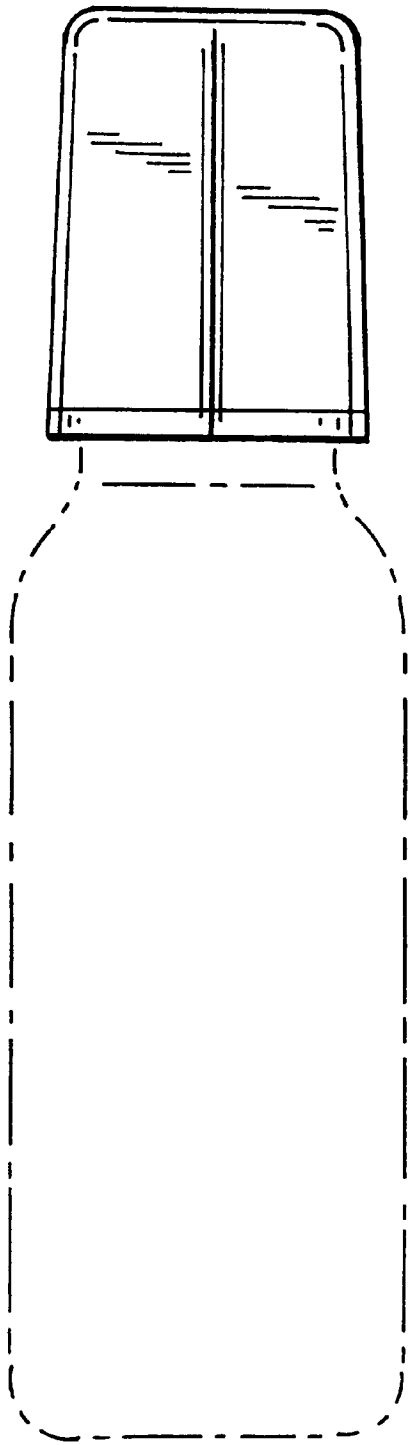


FIG. 1

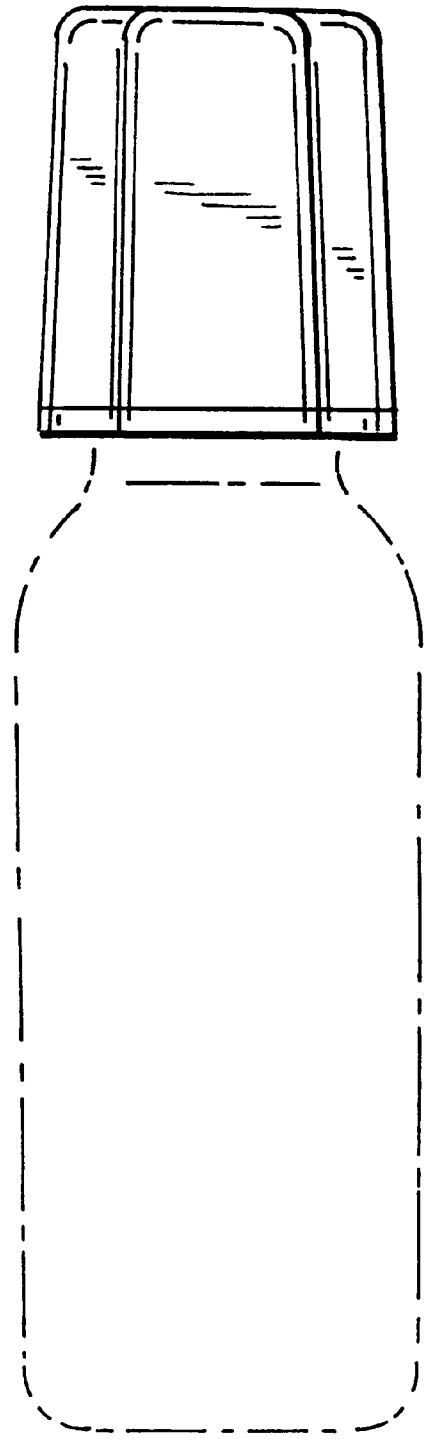


FIG. 3

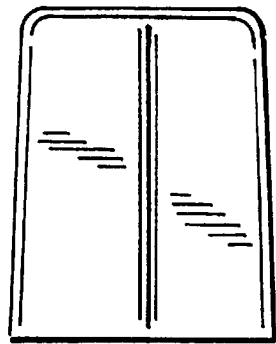


FIG. 7

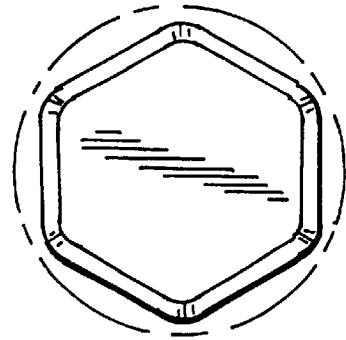


FIG. 8




FIG. 2

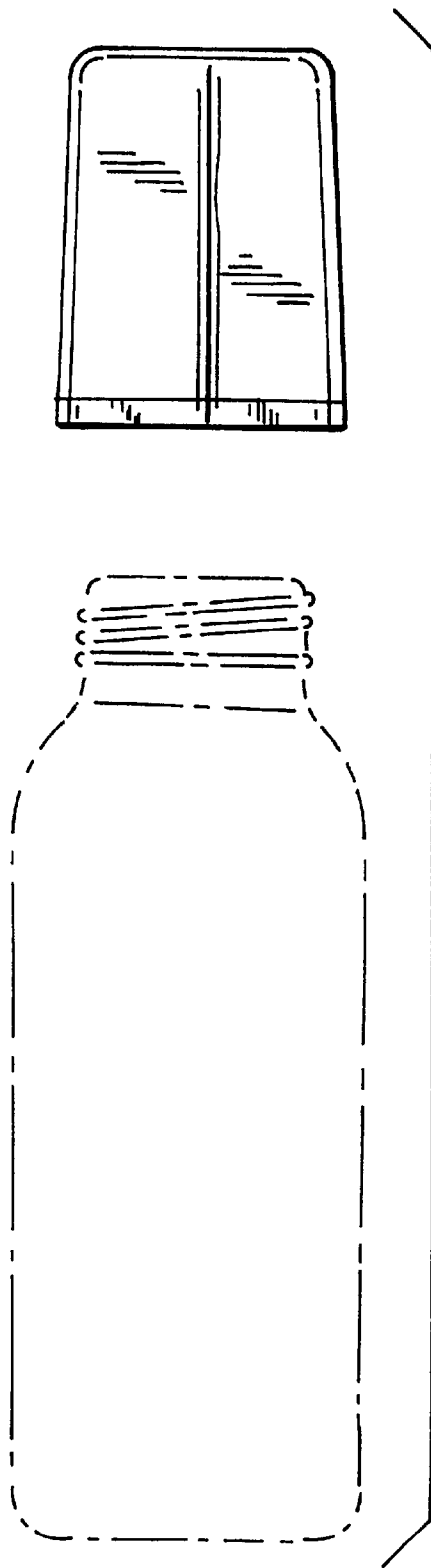


FIG. 4

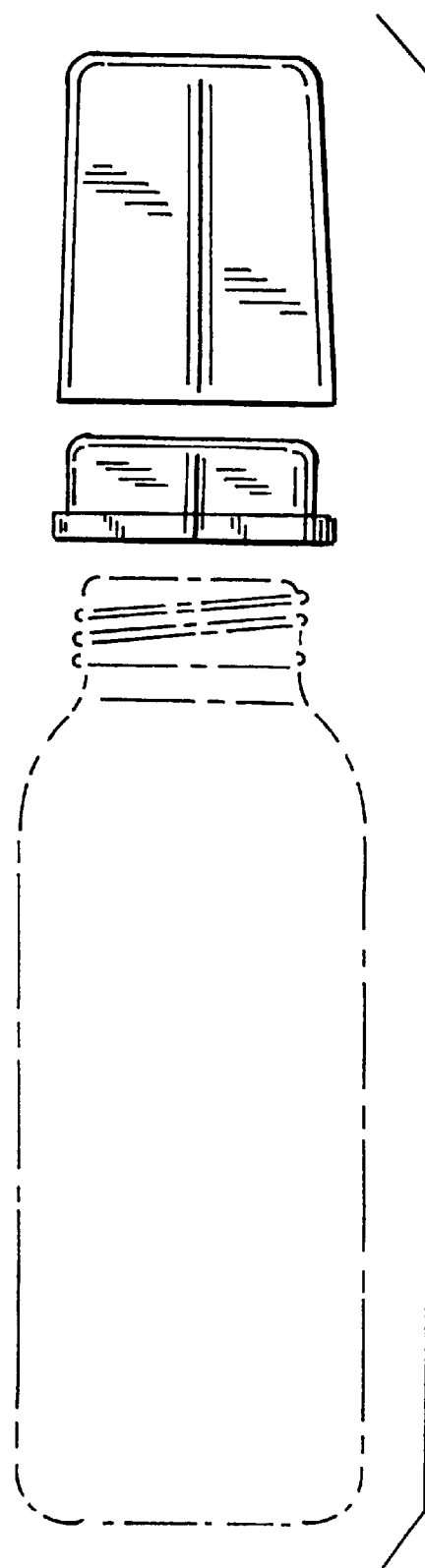


FIG. 5

FIG. 6

