



US00D743123S

(12) **United States Design Patent**
Chu

(10) **Patent No.:** **US D743,123 S**

(45) **Date of Patent:** **** Nov. 10, 2015**

(54) **BODY OF A HAND-HELD VACUUM
CLEANER**

(71) Applicant: **BISSELL Homecare, Inc.**, Grand Rapids, MI (US)

(72) Inventor: **Lawrence Chun-Hei Chu**, Shenzhen (CN)

(73) Assignee: **BISSELL Homecare, Inc.**, Grand Rapids, MI (US)

(**) Term: **14 Years**

(21) Appl. No.: **29/518,713**

(22) Filed: **Feb. 26, 2015**

(51) **LOC (10) Cl.** **15-05**

(52) **U.S. Cl.**
USPC **D32/18**

(58) **Field of Classification Search**
USPC D32/17-18, 31, 34, 15-16, 1, 22;
D30/158
CPC A47L 5/24; A47L 5/362; A47L 15/28;
A47L 9/325; A47L 9/2857; A47L 9/1427;
A47L 15/14; B26B 19/44; B60S 3/002;
F28G 3/166

See application file for complete search history.

(56) **References Cited**

U.S. PATENT DOCUMENTS

D459,559 S *	6/2002	Jong	D32/15
2008/0216282 A1 *	9/2008	Conrad	15/352
2013/0276258 A1 *	10/2013	Amann	15/329
2014/0234130 A1 *	8/2014	Yamaoka et al.	417/234
2014/0237760 A1 *	8/2014	Conrad	15/344

* cited by examiner

Primary Examiner — Ruth McInroy

(74) *Attorney, Agent, or Firm* — McGarry Bair PC

(57) **CLAIM**

The ornamental design for a body of hand-held vacuum cleaner, as shown and described.

DESCRIPTION

FIG. 1 is a front, right perspective view of a body of a hand-held vacuum cleaner showing my new design;

FIG. 2 is a front view thereof;

FIG. 3 is a rear view thereof;

FIG. 4 is a left side view thereof;

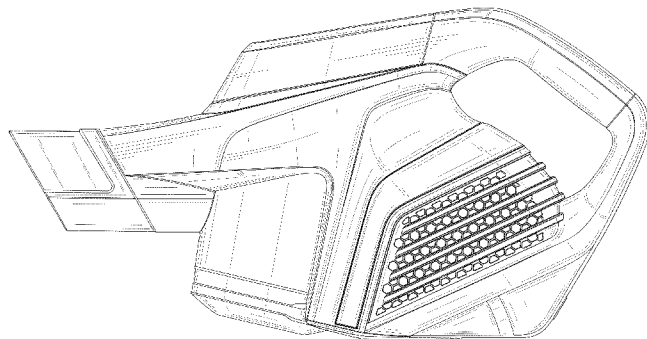
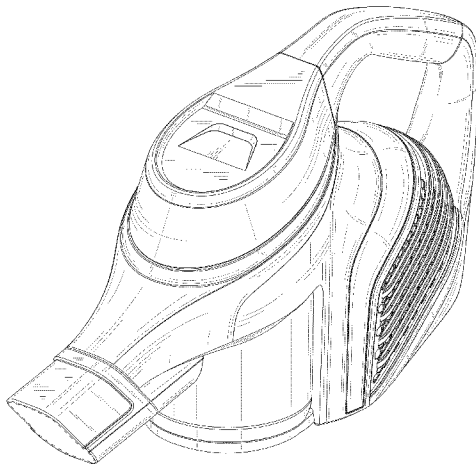
FIG. 5 is a right side view thereof;

FIG. 6 is a top view thereof; and,

FIG. 7 is a bottom view thereof.

The details shown in broken lines form no part of the claimed design.

1 Claim, 6 Drawing Sheets



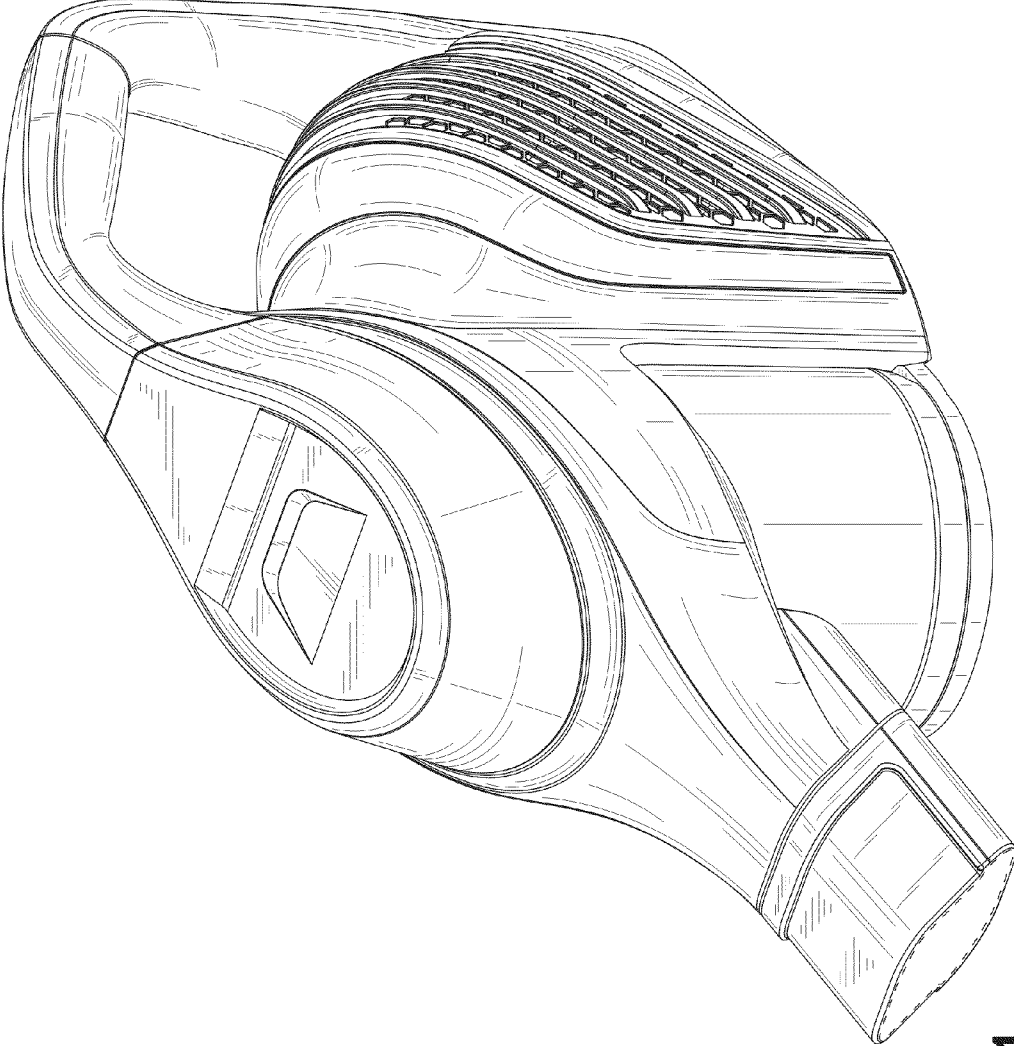


FIG. 1

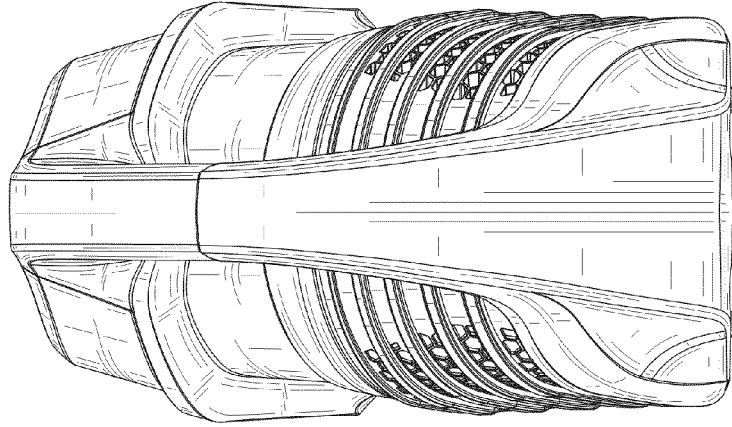


FIG. 3

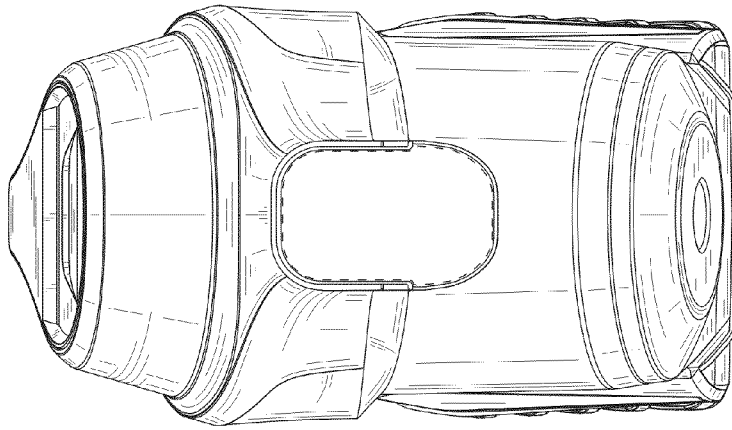


FIG. 2

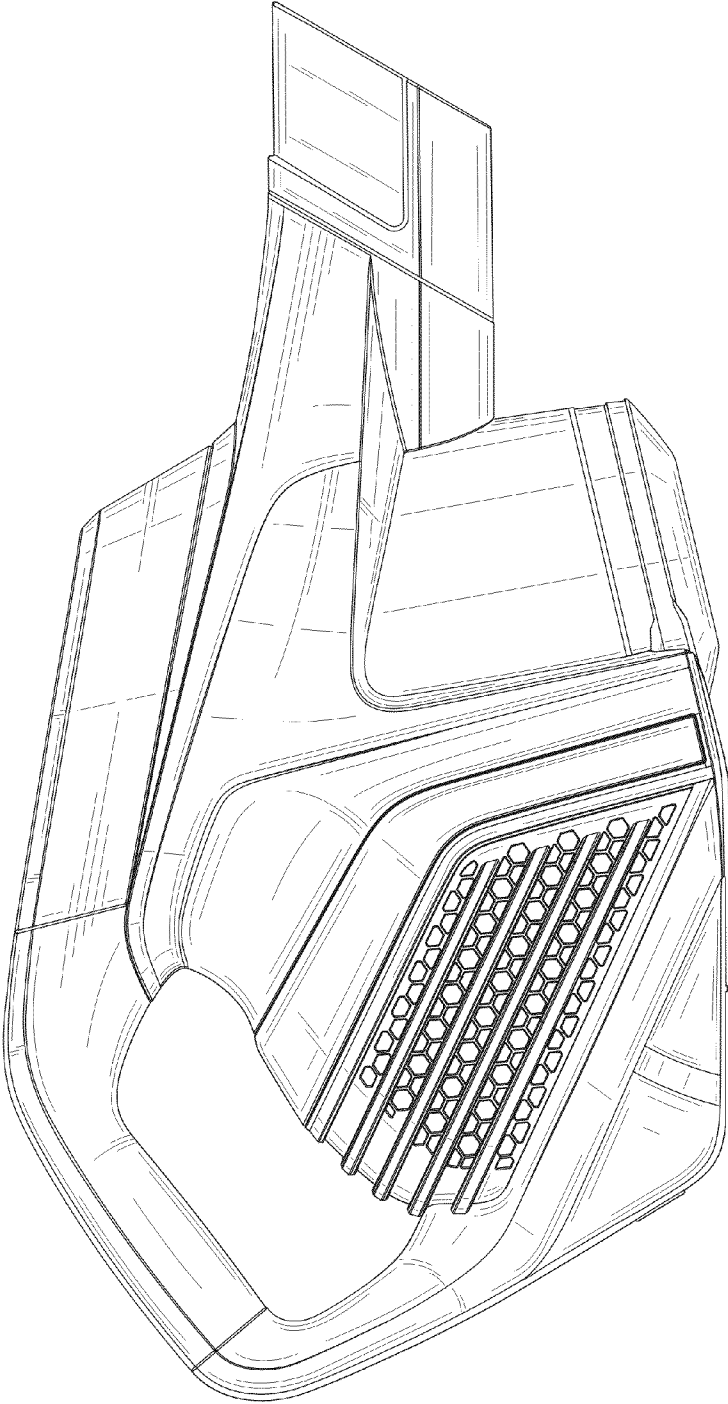


FIG. 4

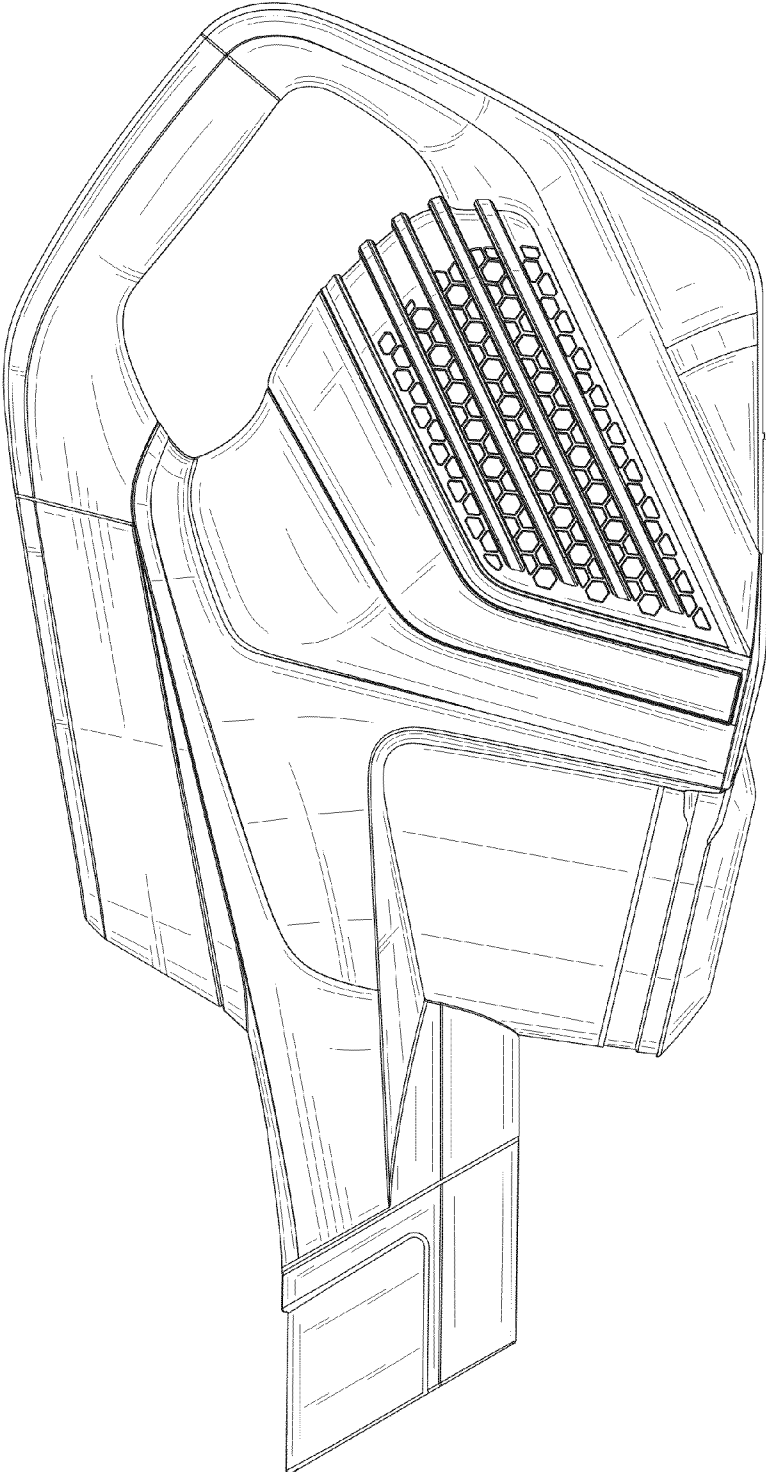


FIG. 5

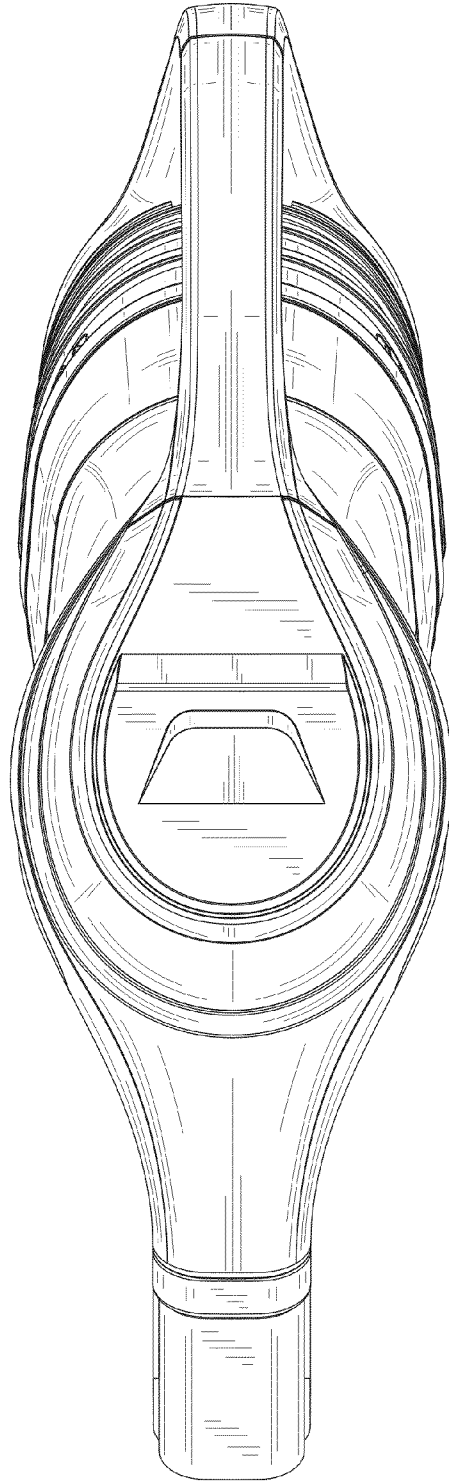


FIG. 6

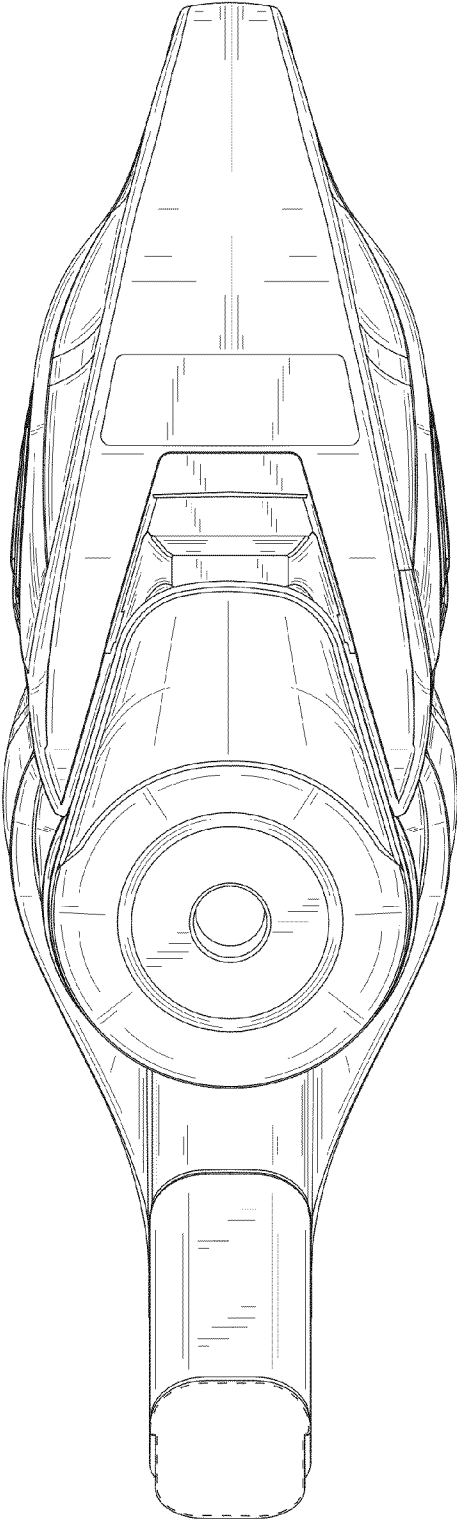


FIG. 7