



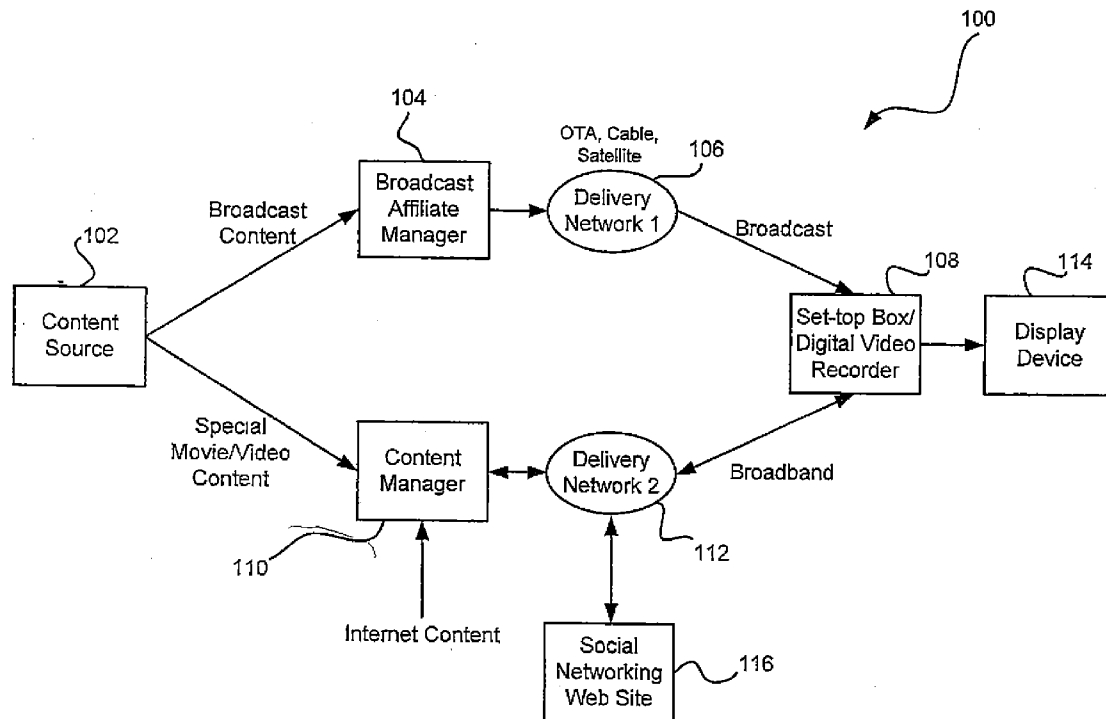
US 20120124475A1

(19) **United States**(12) **Patent Application Publication**  
**Foote et al.**(10) **Pub. No.: US 2012/0124475 A1**(43) **Pub. Date: May 17, 2012**(54) **SYSTEM AND METHOD FOR INTERACTING  
WITH AN INTERNET SITE****Publication Classification**(51) **Int. Cl.**  
**G06F 3/01** (2006.01)  
(52) **U.S. Cl.** ..... **715/719**(57) **ABSTRACT**

A system and method for enabling a user to interact with a social networking structure for an internet website on a video device connected to a network enabled host device is provided. The present disclosure provides for accessing an internet site in response to a user input, the user input initiated while outputting a program to a display, retrieving content from the internet site based on at least one characteristic associated with the program, and outputting the retrieved content in an overlay or user interface on the display simultaneous with the program. The user interface provides the ability to access multiple profiles for determining whose content or message to display, and also includes a rotating carousel message display system, with a current message surrounded above and below by a previous message and a next message in the display queue in a different size or font.

(75) Inventors: **Evan Michael Foote**, Carmel, IN (US); **Martin Vincent Davey**, Indianapolis, IN (US)(73) Assignee: **THOMAS LICENSING, LLC**, Issy-Les Moulineaux (FR)(21) Appl. No.: **13/386,820**(22) PCT Filed: **Aug. 3, 2010**(86) PCT No.: **PCT/US2010/044230**§ 371 (c)(1),  
(2), (4) Date: **Jan. 24, 2012****Related U.S. Application Data**

(60) Provisional application No. 61/232,196, filed on Aug. 7, 2009.



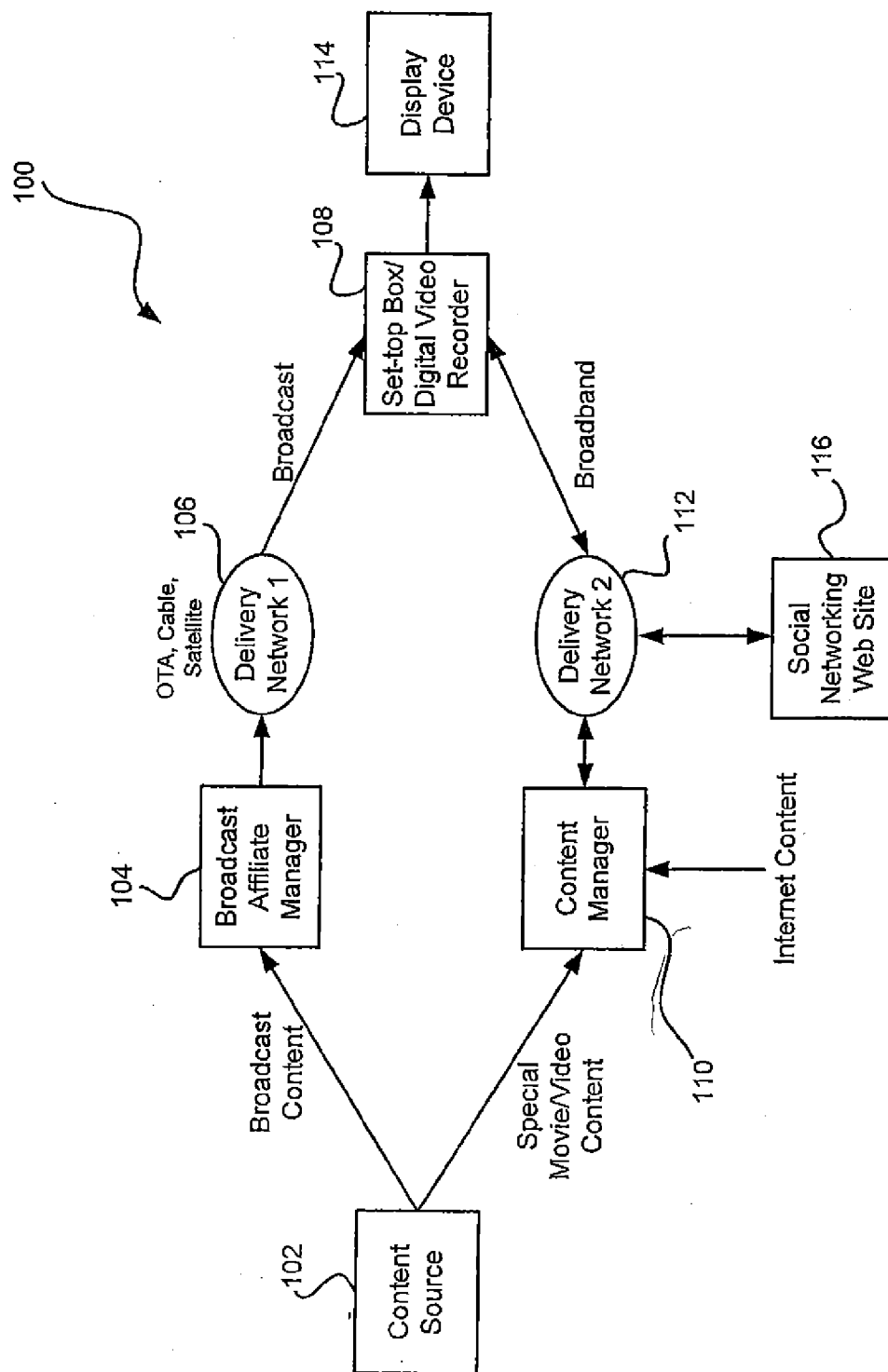


FIG. 1

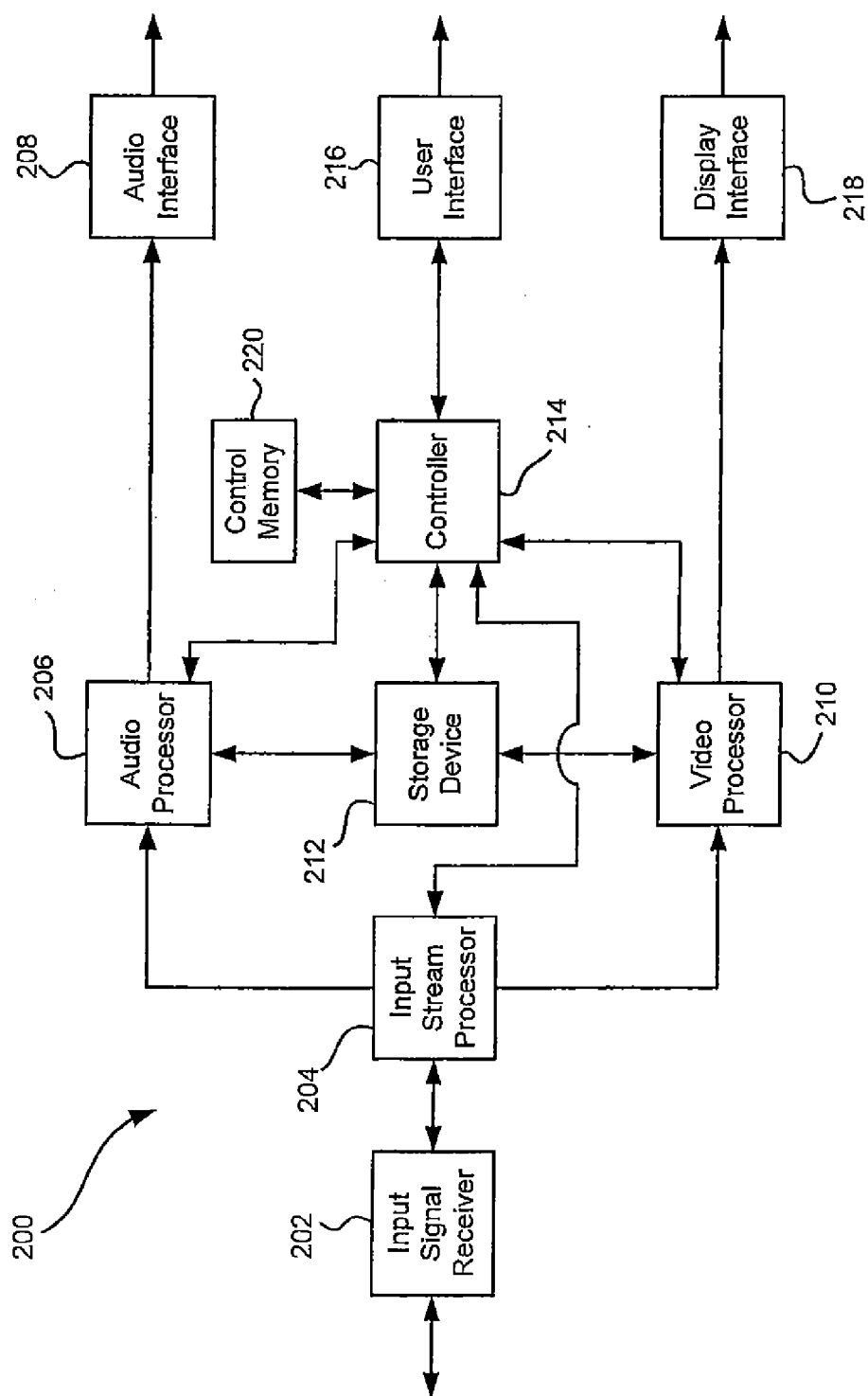


FIG. 2

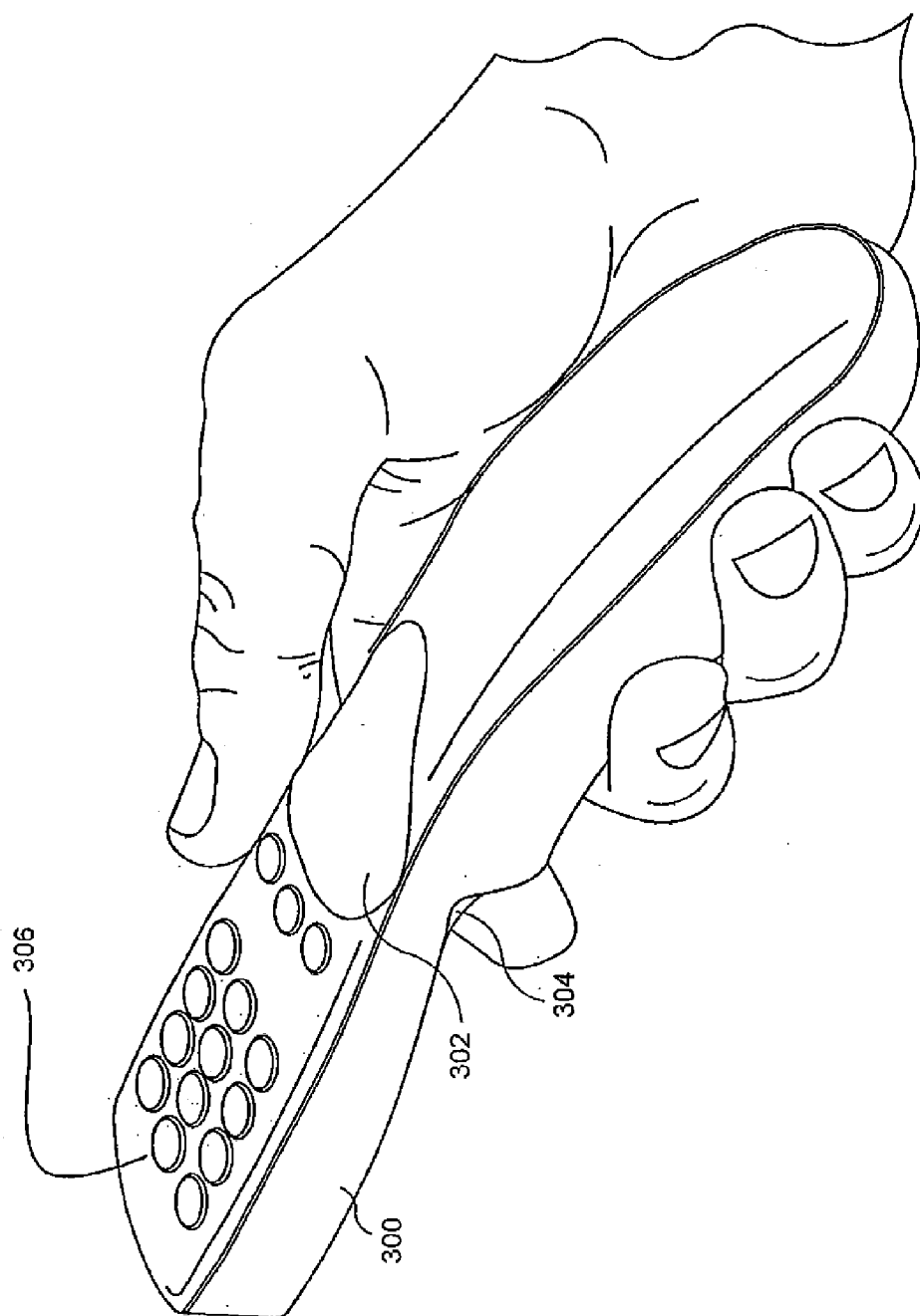


FIG. 3

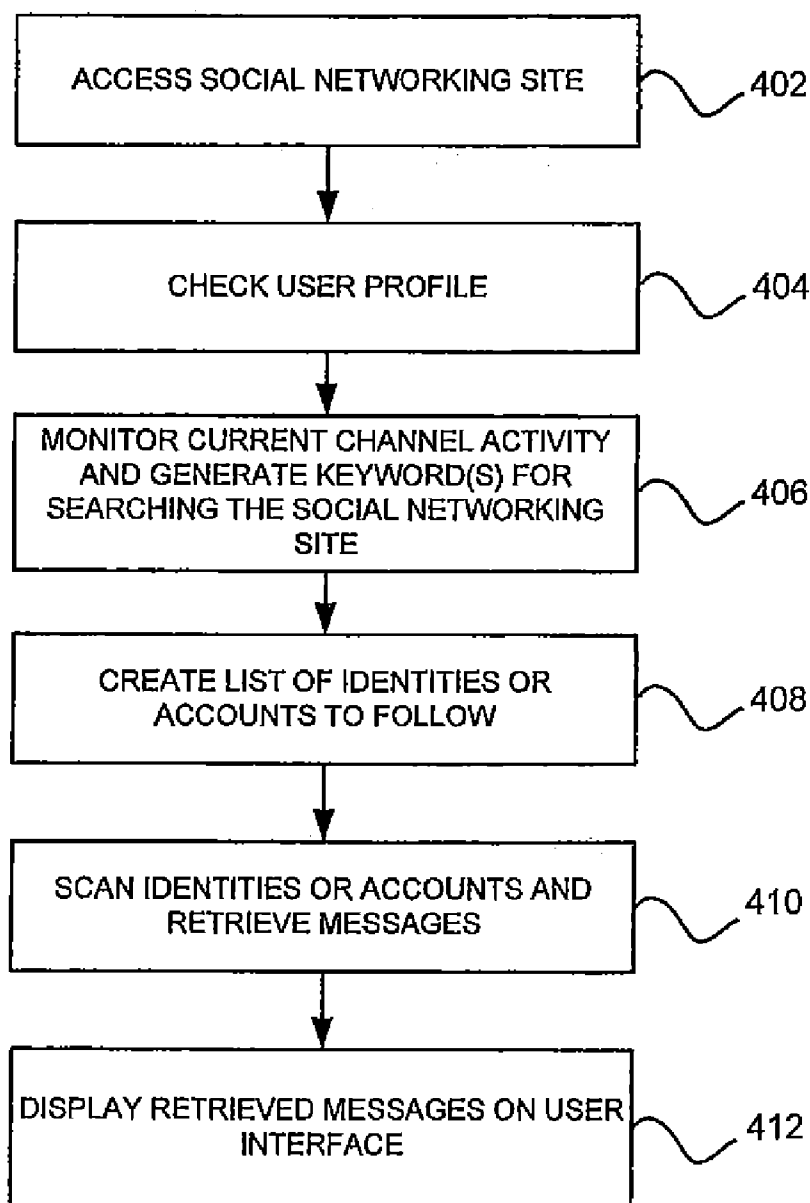
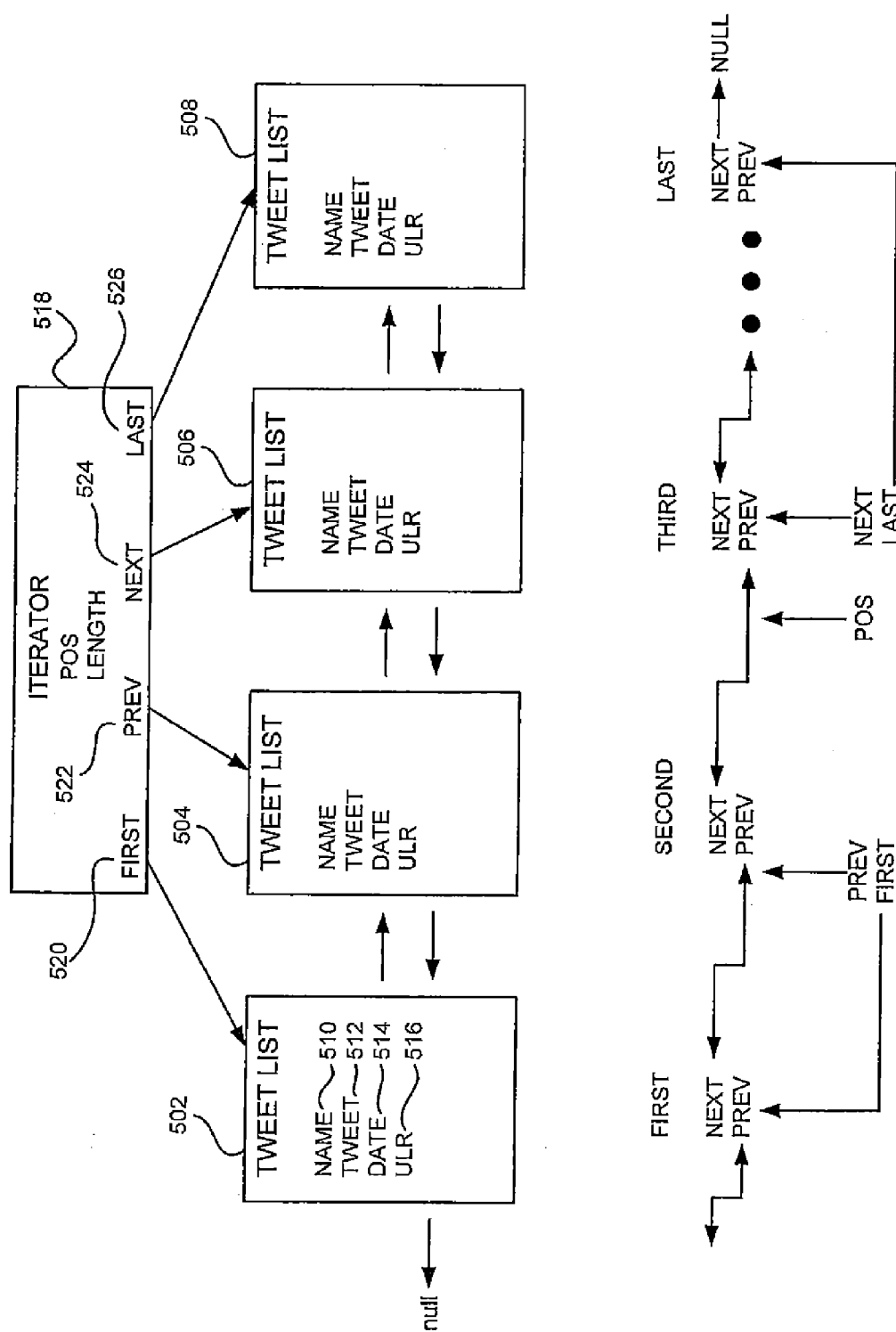


FIG. 4



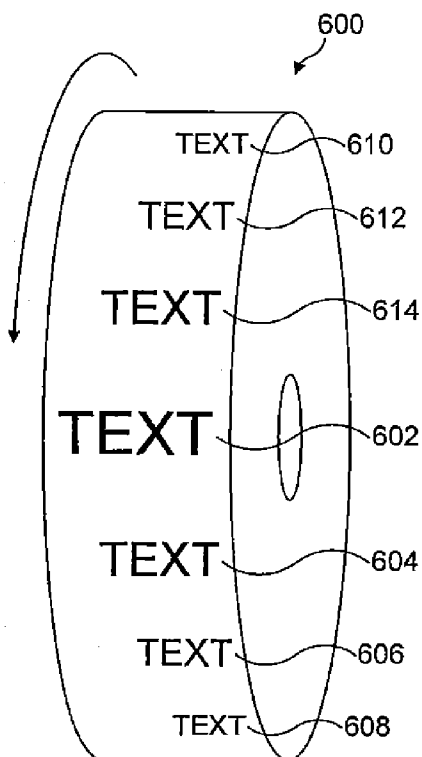


FIG. 6

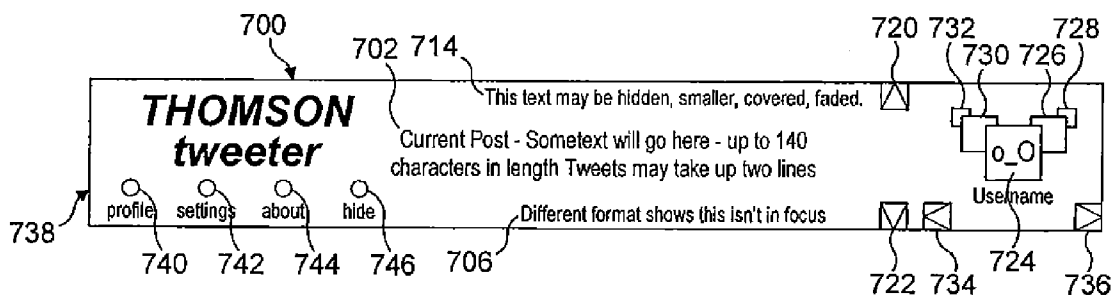


FIG. 7



FIG. 8

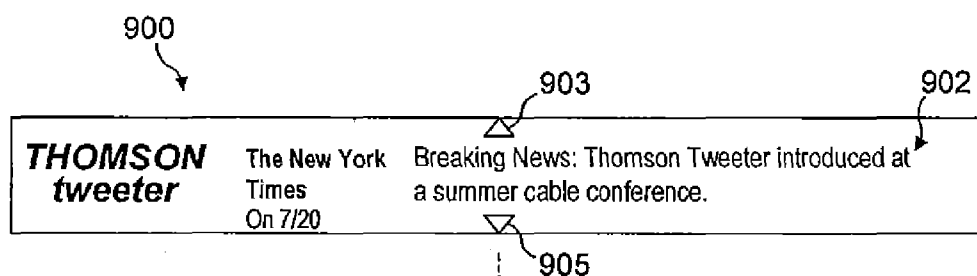


FIG. 9A

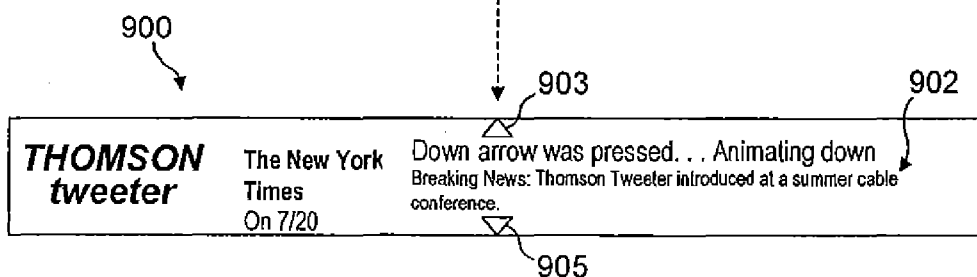


FIG. 9B



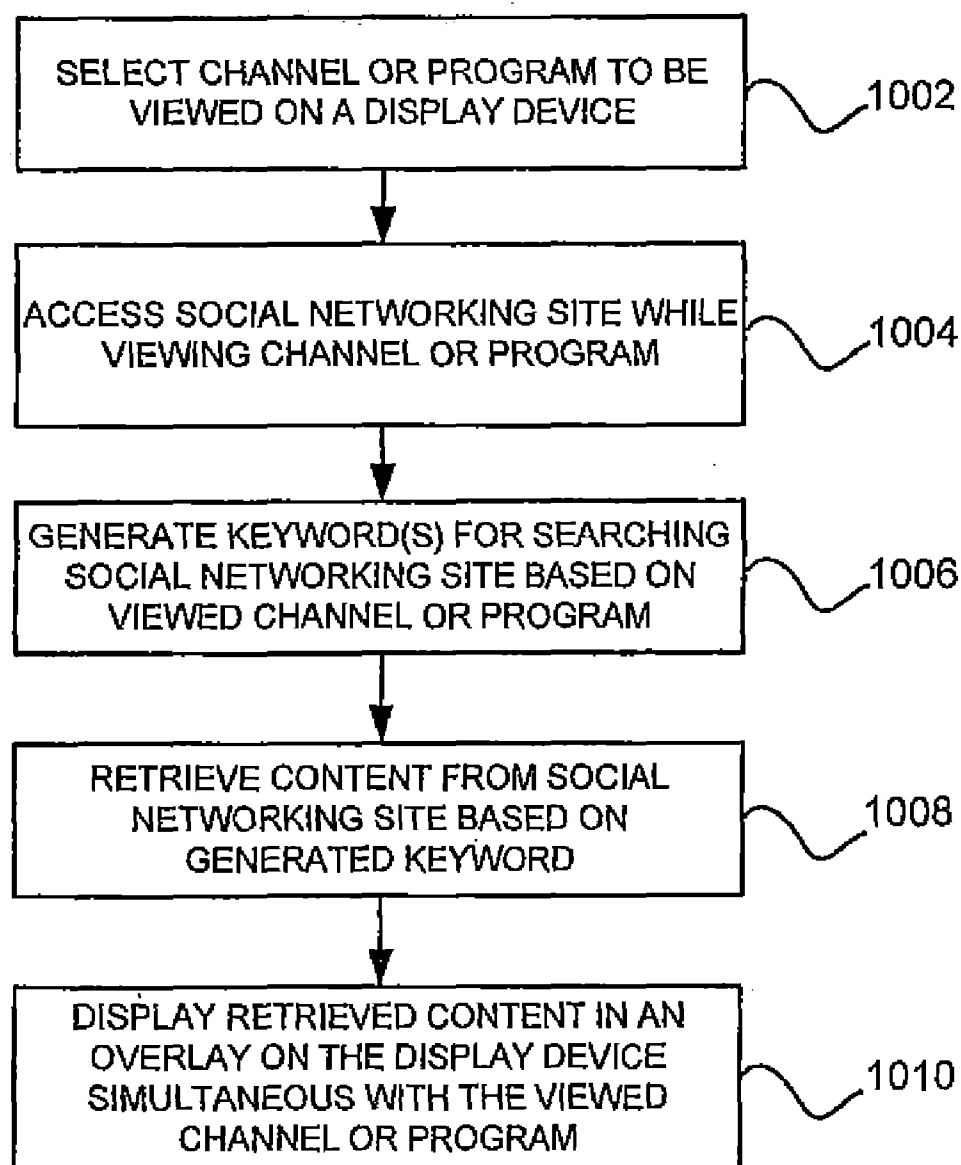


FIG. 10

## SYSTEM AND METHOD FOR INTERACTING WITH AN INTERNET SITE

### REFERENCE TO RELATED PROVISIONAL APPLICATION

[0001] This application claims priority from provisional application No. 61/232,196, entitled "Social Networking Client for a Video Device" filed on Aug. 7, 2009.

### TECHNICAL FIELD OF THE INVENTION

[0002] The present disclosure generally relates to digital content systems and the internet, and more particularly, to a system and method for enabling a user to display and interact with an internet site, such as a social networking structure, on a video device connected to a network enabled host device.

### BACKGROUND OF THE INVENTION

[0003] The world of the internet and the world of video entertainment continue to merge, forming the potential for many new opportunities in structures, devices and applications. Many of these applications may be capable of providing improved convenience of one or more of the activities associated with the internet, when coupled with a video entertainment device, such as a set-top box or television. One such activity is social networking through an internet site.

[0004] Many internet social networking uses, such as microblogging, revolve around remaining in contact with others in the social network, while carrying on other activities. The social networking interfaces typically involve separate devices, such as a smart phone or personal computer. However, people may also wish to stay connected while being entertained, while watching a television program, or watching a movie while in their home.

[0005] Therefore, a need exists for techniques for allowing a user to display and interact on a social network enabled client host connected to their television (TV) or set-top box without the necessity of any additional interface, such as a smart phone or personal computer (PC).

### SUMMARY

[0006] According to an aspect of the present disclosure, a method for displaying content from an internet site, such as a social networking site, is provided, including accessing the internet site in response to a user input, the user input initiated while outputting a video program for display on a display device, retrieving content from the social networking site based on at least one characteristic associated with the program, and outputting the retrieved content in an overlay for display on the display device simultaneous with the program.

[0007] According to another aspect of the present disclosure, a system for displaying content from an internet site, such as a social networking site, is provided, including an input signal receiver that accesses the internet site in response to a user input, the user input initiated while outputting a program for display on a display device, a controller, coupled to the input signal receiver, that retrieves content from the internet site based on at least one characteristic associated with the program, and a display interface, coupled to the

controller, that outputs the retrieved content in an overlay for display on the display device simultaneous with the program.

### BRIEF DESCRIPTION OF THE DRAWINGS

[0008] These, and other aspects, features and advantages of the present disclosure will be described or become apparent from the following detailed description of the preferred embodiments, which is to be read in connection with the accompanying drawings.

[0009] In the drawings, wherein like reference numerals denote similar elements throughout the views:

[0010] FIG. 1 is a block diagram of an exemplary system for delivering video content in accordance with the present disclosure;

[0011] FIG. 2 is a block diagram of an exemplary set-top box/host device in accordance with the present disclosure;

[0012] FIG. 3 is a perspective view of an exemplary remote controller in accordance with an embodiment of the present disclosure;

[0013] FIG. 4 is a flowchart of an exemplary method for displaying and posting content, e.g., messages, provided through a social networking system included with an internet site in accordance with an embodiment of the present disclosure;

[0014] FIG. 5 illustrates a data storage structure for storing messages in accordance with the present disclosure;

[0015] FIG. 6 illustrates a carousel indexing arrangement for displaying messages in accordance with the present disclosure;

[0016] FIG. 7 is an exemplary user interface employing the carousel indexing arrangement in accordance with one embodiment of the present disclosure;

[0017] FIG. 8 is an exemplary user interface in accordance with another embodiment of the present disclosure;

[0018] FIGS. 9A and 9B illustrate a viewing feature that allows a size of a message to easily be adjusted within the graphical user interface in accordance with the present disclosure; and

[0019] FIG. 10 is a flowchart of an exemplary method for searching for content, e.g., messages, from a social networking system included with an Internet site in accordance with an embodiment of the present disclosure.

[0020] It should be understood that the drawing(s) is for purposes of illustrating the concepts of the disclosure and is not necessarily the only possible configuration for illustrating the disclosure.

### DETAILED DESCRIPTION OF PREFERRED EMBODIMENTS

[0021] It should be understood that the elements shown in the figures may be implemented in various forms of hardware, software or combinations thereof. Preferably, these elements are implemented in a combination of hardware and software on one or more appropriately programmed general-purpose devices, which may include a processor, memory and input/output interfaces. Herein, the phrase "coupled" is defined to mean directly connected to or indirectly connected with through one or more intermediate components. Such intermediate components may include both hardware and software based components.

[0022] The present description illustrates the principles of the present disclosure. It will thus be appreciated that those skilled in the art will be able to devise various arrangements

that, although not explicitly described or shown herein, embody the principles of the disclosure and are included within its spirit and scope.

**[0023]** All examples and conditional language recited herein are intended for educational purposes to aid the reader in understanding the principles of the disclosure and the concepts contributed by the inventor to furthering the art, and are to be construed as being without limitation to such specifically recited examples and conditions.

**[0024]** Moreover, all statements herein reciting principles, aspects, and embodiments of the disclosure, as well as specific examples thereof, are intended to encompass both structural and functional equivalents thereof. Additionally, it is intended that such equivalents include both currently known equivalents as well as equivalents developed in the future, i.e., any elements developed that perform the same function, regardless of structure.

**[0025]** Thus, for example, it will be appreciated by those skilled in the art that the block diagrams presented herein represent conceptual views of illustrative circuitry embodying the principles of the disclosure. Similarly, it will be appreciated that any flow charts, flow diagrams, state transition diagrams, pseudocode, and the like represent various processes which may be substantially represented in computer readable media and so executed by a computer or processor, whether or not such computer or processor is explicitly shown.

**[0026]** The functions of the various elements shown in the figures may be provided through the use of dedicated hardware as well as hardware capable of executing software in association with appropriate software. When provided by a processor, the functions may be provided by a single dedicated processor, by a single shared processor, or by a plurality of individual processors, some of which may be shared. Moreover, explicit use of the term “processor” or “controller” should not be construed to refer exclusively to hardware capable of executing software, and may implicitly include, without limitation, digital signal processor (DSP) hardware, read only memory (ROM) for storing software, random access memory (RAM), and nonvolatile storage.

**[0027]** Other hardware, conventional and/or custom, may also be included. Similarly, any switches shown in the figures are conceptual only. Their function may be carried out through the operation of program logic, through dedicated logic, through the interaction of program control and dedicated logic, or even manually, the particular technique being selectable by the implementer as more specifically understood from the context.

**[0028]** In the claims hereof, any element expressed as a means for performing a specified function is intended to encompass any way of performing that function including, for example, a) a combination of circuit elements that performs that function or b) software in any form, including, therefore, firmware, microcode or the like, combined with appropriate circuitry for executing that software to perform the function. The disclosure as defined by such claims resides in the fact that the functionalities provided by the various recited means are combined and brought together in the manner which the claims call for. It is thus regarded that any means that can provide those functionalities are equivalent to those shown herein.

**[0029]** The present disclosure relates to a system and method that allows a user to display and enter messages through an Internet social networking structure, program, or

website, such as twitter, on a video display such as a television, through a connection to an Internet enabled host, such as a set-top box that is also capable of displaying video delivered through a video broadcast network, such as a cable or satellite network. First, a user interface (UI) is provided for displaying the content (e.g., tweets) in a box or overlay on the screen while program video is playing. The UI includes the ability to access multiple profiles for determining whose messages to display, and also includes a carouselling, or rotating, message display system, with a current message surrounded above and below by a previous and next message in the display queue in a smaller font or size. Furthermore, a search mechanism is provided for accessing and retrieving the messages. The search may include identifying information, such as keywords, germane to the current program being viewed. The search may also include user input to search for specific keywords in content, including the current broadcast content (e.g., closed caption data) or advertising.

**[0030]** In order to provide a high value service to end consumers, it is desirable for a video delivery service to provide access to a broad range of content, for example, social networking web sites. As social networking on the Internet becomes more and more popular, new posting and viewing mechanisms are needed. The embodiments below describe a system and method of displaying and posting content, e.g., messages, provided through a social networking system on a display device, e.g., a television. FIG. 1 shows a block diagram of an exemplary system 100, and includes a host device 108, with an interface to a broadcast delivery network 106 and an interface to a broadband delivery network 112, e.g., the internet. The host device 108 may be a set-top box (STB) device, where the host device 108 also connects to a TV for video display. The host device 108 allows an over-the-top interface to interact with the social networking service on an Internet site. The host device may be a cable STB, internet protocol (IP) STB, or satellite STB with each capable of including an application interface to a social networking client for an internet site.

**[0031]** Initially, systems for delivering various types of content to a user will be described. Subsequently, a user interface and method for displaying and posting content (e.g., messages) provided through a social networking system on an internet website in accordance with embodiments of the present disclosure will then be detailed.

**[0032]** Turning now to FIG. 1, a block diagram of an embodiment of a system 100 for delivering content to a home or end user is shown. The content originates from a content source 102, such as a movie studio or production house. The content may be supplied in at least one of two forms. One form may be a broadcast form of content. The broadcast content is provided to the broadcast affiliate manager 104, which is typically a national broadcast service, such as the American Broadcasting Company (ABC), National Broadcasting Company (NBC), Columbia Broadcasting Systems (CBS), etc. The broadcast affiliate manager may collect and store the content, and may schedule delivery of the content over a deliver network, shown as delivery network 1 (106). Delivery network 1 (106) may include satellite link transmission from a national center to one or more regional or local centers. Delivery network 1 (106) may also include local content delivery using local delivery systems such as over the air broadcast, satellite broadcast, or cable broadcast. The locally delivered content is provided to a user's set top box/

digital video recorder (DVR) **108** in a user's home, where the content will subsequently be displayed to the user.

**[0033]** A second form of content is referred to as special content. Special content may include content delivered as premium viewing, pay-per-view, or other content otherwise not provided to the broadcast affiliate manager. In many cases, the special content may be content requested by the user. The special content may be delivered to a content manager **110**. The content manager **110** may be a service provider, such as an internet website, affiliated, for instance, with a content provider, broadcast service, or delivery network service. The content manager **110** may also incorporate internet content into the delivery system, or explicitly into a search only such that content may be searched that has not yet been delivered to the user's set top box/digital video recorder **108**. The content manager **110** may deliver the content to the user's set top box/digital video recorder **108** over a separate delivery network, delivery network **2** (**112**). Delivery network **2** (**112**) may include high-speed broadband Internet type communications systems. It is important to note that the content from the broadcast affiliate manager **104** may also be delivered using all or parts of delivery network **2** (**112**) and content from the content manager **110** may be delivered using all or parts of Delivery network **1** (**106**). In addition, the user may also obtain content directly from the internet via delivery network **2** (**112**) without necessarily having the content managed by the content manager **110**. For example, the user may obtain content from web sites hosted on various servers, where the servers are coupled to Delivery network **2** (**112**) without passing through content manager **110**. In one embodiment, server **116** will host a social networking internet web site.

**[0034]** The set top box/digital video recorder **108** may receive different types of content from one or both of delivery network **1** and delivery network **2**. The set top box/digital video recorder **108** processes the content, and provides a separation of the content based on user preferences and commands. The set top box/digital video recorder may also include a storage device, such as a hard drive or optical disk drive, for recording and playing back audio and video content. Further details of the operation of the set top box/digital video recorder **108** and features associated with playing back stored content will be described below in relation to FIG. 2. The processed content is provided to a display device **114**. The display device **114** may be a conventional two-dimensional (2-D) type display or may alternatively be an advanced three-dimensional (3-D) display. It should be appreciated that other devices having display capabilities such as wireless phones, personal digital assistants (PDAs), computers, gaming platforms, remote controls, multi-media players, or the like, may employ the teachings of the present disclosure and are considered within the scope of the present disclosure.

**[0035]** Turning now to FIG. 2, a block diagram of an embodiment of the core of a set top box/host device **200** is shown. The device **200** shown may also be incorporated into other systems including the display device **114** itself. In either case, several components necessary for complete operation of the system are not shown in the interest of conciseness, as they are well known to those skilled in the art.

**[0036]** In the device **200** shown in FIG. 2, the content is received in an input signal receiver **202**. The input signal receiver **202** may be one of several known receiver circuits used for receiving, demodulation, and decoding signals provided over one of the several possible networks including over the air, cable, satellite, Ethernet, fiber and phone line

networks. The desired input signal may be selected and retrieved in the input signal receiver **202** based on user input provided through a control interface (not shown). It is to be appreciated that the input signal receiver **202** may in certain embodiments be a transceiver for two way communication to and from the set top box/digital video recorder **108**. In certain embodiments, the transceiver will output information, e.g., a search request to delivery network **2** (**112**) to search for Internet content.

**[0037]** The decoded output signal from the input signal receiver **202** is provided to an input stream processor **204**. The input stream processor **204** performs the final signal selection and processing, and includes separation of video content from audio content for the content stream. The audio content is provided to an audio processor **206** for conversion from the received format, such as compressed digital signal, to an analog waveform signal. The analog waveform signal is provided to an audio interface **208** and further to the display device **114** or an audio amplifier (not shown). Alternatively, the audio interface **208** may provide a digital signal to an audio output device or display device using a High-Definition Multimedia Interface (HDMI) cable or alternate audio interface such as via a Sony/Philips Digital Interconnect Format (SPDIF). The audio processor **206** also performs any necessary conversion for the storage of the audio signals.

**[0038]** The video output from the input stream processor **204** is provided to a video processor **210**. The video signal may be one of several formats. The video processor **210** provides, as necessary a conversion of the video content, based on the input signal format. The video processor **210** also performs any necessary conversion for the storage of the video signals.

**[0039]** A storage device **212** stores audio and video content received at the input. The storage device **212** allows later retrieval and playback of the content under the control of a controller **214** and also based on commands, e.g., navigation instructions such as fast-forward (FF) and rewind (Rew), received from a user interface **216**. The storage device **212** may be a hard disk drive, one or more large capacity integrated electronic memories, such as static random access memory, or dynamic random access memory, or may be an interchangeable optical disk storage system such as a compact disk drive or digital video disk drive.

**[0040]** The converted video signal, from the video processor **210**, either originating from the input or from the storage device **212**, is provided to the display interface **218**. The display interface **218** further provides the display signal to a display device of the type described above. The display interface **218** may be an analog signal interface such as red-green-blue (RGB) or may be a digital interface such as HDMI. It is to be appreciated that the display interface **218** will generate the various screens for presenting the search results or message in an overlay as will be described in more detail below.

**[0041]** The controller **214** is interconnected via a bus to several of the components of the device **200**, including the input stream processor **202**, audio processor **206**, video processor **210**, storage device **212**, and a user interface **216**. The controller **214** manages the conversion process for converting the input stream signal into a signal for storage on the storage device or for display. The controller **214** also manages the retrieval and playback of stored content. Furthermore, as will be described below in relation to FIG. 4, the controller **214** performs searching of content, either stored or to be delivered via the delivery networks described above. The controller **214**

is further communicatively connected, or coupled, to control memory **220** (e.g., volatile or non-volatile memory, including RAM, static RAM (SRAM), dynamic RAM (DRAM), ROM, programmable ROM (PROM), flash memory, electronically programmable ROM (EPROM), electronically erasable programmable ROM (EEPROM), etc.) for storing information and instruction code for controller **214**. Further, the implementation of the memory may include several possible embodiments, such as a single memory device or, alternatively, more than one memory circuit communicatively connected, or coupled, together to form a shared or common memory. Still further, the memory may be included with other circuitry, such as portions of bus communications circuitry, in a larger circuit.

**[0042]** To operate effectively, the user interface **216** of the present disclosure employs an input device that moves a cursor around the display. In one embodiment, the input device is a remote controller, with a form of motion detection, such as a gyroscope or accelerometer, which allows the user to move a cursor freely about a screen or display. In another embodiment, the input device is a controller in the form of a touch pad device or other touch sensitive device that will track the user's movement on the pad, and display it on the screen. In yet another embodiment, a conventional remote control device having navigational buttons may be used.

**[0043]** An exemplary hand-held angle-sensing remote controller **300** is illustrated in FIG. **3**. Remote controller **300** includes a thumb button **302**, positioned on the top side of controller **300** so as to be selectively activated by a user's thumb. Activation of thumb button **302** will also be referred to as a "click," a command often associated with activation or launch of a selected function. Controller **300** further includes a trigger button **304**, positioned on the bottom side of controller **300** so as to be selectively activated by a user's index (or "trigger") finger. Activation of trigger button **304** will also be referred to as a "trigger," and angular movement (i.e. pitch, yaw and/or roll) of the controller **300** while the trigger is depressed will be referred to as a "trigger-drag." A trigger-drag command is often associated with movement of a cursor, virtual cursor or other indication of the user's interactive position on the display, such as a change of state (i.e., a highlighted or outlined cell), and is commonly used to navigate in and select entries from the interactive display. Additionally, a plurality of buttons **306** are provided for entering numbers and/or letters. In one embodiment, the plurality of buttons **306** is configured similar to a telephone-type keypad.

**[0044]** The use of a hand-held angle-sensing remote controller provides for a number of types of user interaction. When using an angle-sensing controller, changes in yaw map to left-and-right motions, changes in pitch map to up-and-down motions and changes in roll map to rotational motions along a longitudinal axis of the controller. These inputs are used to define gestures and the gestures, in turn, define specific contextual commands. As such, a combination of yaw and pitch can be used to define any two-dimensional motion, such as a diagonal, and a combination of yaw, pitch and roll can be used to define any three-dimensional motion.

**[0045]** In one embodiment, the host device **108**, **200** is interfaced with a head end device in a network, e.g., a cable network, and the internet. The host device **108**, **200** receives program content, such as television programs and movies, from the head end over the cable network. The head end also provides a downloadable software application as a client service to the host device. The downloadable application pro-

vides the interface for the social networking service provided over the internet. It is important to note that the physical internet interface may be over the same cable or medium that the video content from the head end is provided.

**[0046]** It is to be appreciated that the set top box/digital video recorder includes an operating system and/or a micro instruction code. The various processes and functions described herein may either be part of the micro instruction code or part of the software application (or a combination thereof) which is executed via the operating system. In one embodiment, the software application is tangibly embodied on a program storage device, which may be uploaded to and executed by any set top box/digital video recorder.

**[0047]** The software application, which may be called, for example, ThomTweet, is a software application that may be written in Java language, stored in a memory of the host device, that scans the social networking service for relevant content, often referred to as tweets, based on the video programming content received or viewed at the time, as well as content based on selected profile options. It is to be appreciated that in one embodiment the memory is control memory **220** of FIG. **2** where the instructions stored thereon are executed by controller **214**. In another embodiment, the memory and a corresponding processor or controller to perform the scanning or searching may be a separate, stand-alone integrated circuit such as a digital processing processor (DSP) or an application specific integrated circuit (ASIC). The application may be bound, so that the application is specifically linked to a tuned channel in the host set-top box. The application may also be unbound, allowing to be directly invoked by a user regardless of set-top box operation. The application may be downloaded and run specifically based on the channel being viewed. It may also be downloaded as a stand alone application.

**[0048]** A method for displaying and posting content, e.g., messages, provided through a social networking system in accordance with the present disclosure will now be described in relation to FIGS. **4-7**.

**[0049]** Initially, in step **402**, the software application will start by either being invoked by the user via the user interface or downloaded to the host device **108**. Once started, the application will enable the host device **108** to access the social networking site in response to a user input. After, some security checking the application establishes its operation by looking at user profile information, step **404**. The user profile will contain settings on how certain aspects of the user interface will be displayed to the user. Furthermore, as will be described in more detail below, the user profile may include priority lists established by the user for prioritizing which identities or accounts are to be followed.

**[0050]** In step **406**, while the user is watching or viewing a video, e.g., a movie or television program, the application monitors current channel activity, e.g., which channels are being viewed, which channels are being recorded, which channels are in the user's favorites list, etc. Based on the channel activity of the user, the application generates keywords for searching the social networking site, the details of which will be described below. Based on the generated keywords, the application creates a list of possible social networking identities or accounts to scan for content, step **408**. Next, in step **410**, the application scans the various identities or accounts on a periodic basis and retrieves and stores some or all of the interactions as messages or tweets. The applica-

tion will then generate a user interface which will display or present the messages and associated identities to the user, step 412.

[0051] Each message or tweet is typically represented as text content limited to less than 140 characters, and may also include a link to a uniform resource locator (URL) or website or to another user profile, identity, or account associated with the network service. The application stores or caches these tweets. It may prioritize the storage based on date, total number, or a user priority. The tweets may be recalled by the user for display on the video screen in conjunction with the current video programming. The tweets may also be instantly displayed when received depending on user preference. The user may also browse through the tweets. The tweets may also be transferred to other devices through, for instance, a home network structure.

[0052] FIG. 5 illustrates the data storage structure for the application. As the messages are retrieved and stored in the memory of the host device 108, 200, each message or tweet 502, 504, 506, 508 is saved as a list including a name 510, the message or tweet 512, a date 514 and a URL 516, if necessary, among other pieces of data. All messages 502, 504, 506, 508 are stored in date order. An iterator function 518 pulls each message based on an identity or account selected by the user and reassembles the pulled messages in date order again. The iterator function 518 identifies the first message 520, the last message 526 and links all the messages in between by identifying which message is the previous message 522 and next message 524 relative to each message. In this manner, once a user selects an identity or account to follow, the user can easier scroll forward and backward through the plurality of messages, i.e., tweets. The storage structure facilitates recalling and viewing the individual messages or tweets through a carousel indexing system, or arrangement. It is to be appreciated that other storage structures may be employed in accordance with the principles of the present disclosure.

[0053] FIGS. 6 and 7 illustrate the carousel indexing arrangement for viewing the messages on a video display, where FIG. 6 illustrates a carousel indexing arrangement and FIG. 7 is an exemplary user interface employing the carousel indexing arrangement. The user may quickly toggle through the stored messages related to a particular set. The set may be identified by the identities or accounts in the social networking system, or site, or may be established through a user profile or user defined parameters. An important property of the carousel arrangement includes the direct viewing of at least one message as a currently displayed message, and may preferably include viewing of the previous message and the next message in the carousel at the same time. Referring to FIG. 6, the currently displayed message 602 is located in the center of the carousel 600 with the largest size font or display area. The previous messages 604, 606, 608 are displayed in a continuously decreasing font or display area size relative to the currently displayed message 602. That is as the message becomes "older" the size or font of message will decrease or get smaller. For example, message 608 is the oldest message displayed so is the smallest in size. Likewise, the next messages 610, 612, 614 increase in size or font as the message approaches the currently displayed message 602. In the example shown in FIG. 6, message 610 is the newest or earliest message shown on the carousel 600 and therefore is the smallest in size or font of the next messages. As the remaining next messages 612, 614 approach the currently displayed message 602, the size of the next messages 612,

614 will increase. It is important to note that although display size or font size is used to represent the carousel messages, other distinguishing differences may also be used such as color or font type in the message.

[0054] Referring to FIG. 7, an exemplary user interface 700 employing the carousel indexing system, or arrangement, is illustrated. It is to be appreciated that the user interface 700 may be placed as an overlay on any portion of the display device 114, e.g., the user interface 700 may be overlaid along a bottom, horizontal portion of the screen of the display device. In other embodiments, the screen of the display device may be segmented into separate portions where the video being viewed is in a first portion and the user interface is in a second portion.

[0055] The user interface 700 displays a current message 702 in a first font size with the current message 702 being surrounded above and below by at least one previous message 706 and at least one next message 714 in a font size smaller than the first font size. The first font size may be chosen, or determined, during design or manufacture of device including the user interface 700 or may be selected by the user. The successive displaying of messages may be configured to auto-scroll through the messages with each message being displayed for a predetermined period of time. In addition, the user may control the movement and viewing through the carousel by using remote control commands via arrow icons 720, 722. When arrow icon 720 is activated via the remote controller 300, the messages will scroll upwards revealing previously viewed messages. When arrow icon 722 is activated via the remote controller 300, the messages will scroll downwards revealing previously unviewed or next messages. The indexing may include a one button push single increment operation, and may also include a button hold down carousel index scanning operation, allowing rapid viewing of successive entries.

[0056] It is to be appreciated that the number of messages displayed at one time could vary and need not be three messages as shown in the example of FIG. 7. Furthermore, the text of the next and previous message 706, 714 may be hidden, smaller, covered, faded or in a different format to distinguish these messages from the currently displayed message 702.

[0057] The user interface 700 further displays at least one identity from the social network site in a second carousel arrangement in the overlay, where the identity is associated to the messages currently being displayed. The at least one identity is represented by various sized predetermined elements. As with the displaying of messages, the identities are displayed in a carousel arrangement so a user can easily switch between various identities the user wants to follow. The identity associated with the currently displayed message 702, i.e., the current identity, is represented by the largest element, in this example element 724. The current identity 724 is then surrounded on each side by at least one previous identity 726, 728 and at least one next identity 730, 732 represented by an element smaller than the first predetermined element, i.e. the current identity 724. Left and right arrow icons, 734 and 736 respectfully, are provided to enable a user, when activated, to switch between various identities that the user is following. When a user switches to a second, different identity, the messages displayed, e.g., messages 702, 706, 714, will change to correspond to the newly selected identity. It is important to note that although display size or font size is used to represent the carousel identities, other

distinguishing differences may also be used such as color, font type, or line type for the identity.

[0058] It is to be appreciated that the elements representing the at least one identity may be a picture of the person, e.g., a celebrity, actor, athlete, etc., associated to the identity, an icon, a symbol, etc. Furthermore, the number of elements displayed at one time could vary and need not be five elements as shown in the example of FIG. 7.

[0059] The user interface 700 includes a control section 738 for accessing and adjusting various parameters. In one embodiment, the user interface 700 appears as a banner across the bottom of the screen of the display device, but may be adjusted by the user through a graphical profile interface invoked by a “profile” icon 740. Various settings can be changed via commands invoked by a “settings” icon 742. Table I below provides a listing of commands associated with the graphical user interface. Each of these commands allows for the user to adjust the graphical display as well as alter the current operation mode for the application and also adjust user profile information. Multiple user profiles may be established using the same application. An “about” icon 744 is provided for giving details about the software application, e.g., revision number and date. The interface display may be recalled or hid by a set of user commands via a remote control device invoking the “hide” icon 746.

TABLE I

Command	Feature
Start	Option of passing in a list of twitter accounts (specifying advert or related accounts to current programming)
Running	Automatically grabs tweets every so often
Idle	Displays an advertisement or Auto-scrolls through tweets or Hides off screen
User	Pressing up on remote automatically grabs new tweets off twitter
Display	Fits text on screen based on words and lines rather than absolute position Shows time as how long ago rather than absolute “posted at this time” Arrows at top and bottom give feedback to let user know the box is getting input Arrows at top and bottom disappear if user is at beginning or end of list
Settings	Allow user to change text size, spacing and position Allow user to change text color Allow user to set time zone Allow user to log into their account Allow user to change auto updates Allow user to change box position based on television Allow user to follow topics mentioned Allow user to follow mentioned tweeters Only update graphics when needs to, majority of thread time is spent idling (freeing up resources for other programs in a limited environment Allow user to specify how many tweets to view
Different Size Modes	
More features	Arrows allow users to look at specific profiles on their following list, display previous 20 updates Post to user’s account what the user is watching, i.e., what’s on TV Embedded links allow user to view full stories or images

[0060] FIG. 8 illustrates an alternate user interface display 800 associated with a new message. The new message alert feature may be activated through user control. When a new message is posted, the user interface 800 is displayed to a user for a predetermined period of time, e.g., a few seconds. If the

user interacts with the user interface 800 via the remote control device 300 within the predetermined time period, the user interface will take the form as shown in FIG. 7, where the user can now scroll through messages and identities. If the user does not interact with the user interface 800 within the predetermined time period, the user interface 800 will disappear until a new message is retrieved.

[0061] FIG. 9 illustrates a viewing feature that allows the size of the message to easily be adjusted within the graphical interface while in a settings or configuration mode. In FIG. 9A, the user interface 900 displays a current message 902 with arrow icons 903 and 905 for increasing and decreasing the size of the message respectively. FIG. 9B illustrates how the size of the message is smaller than that shown in FIG. 9A after depressing the down arrow icon 905 via the remote control 300.

[0062] The system, method and user interface for accessing and displaying content from a social networking service will allow a user to follow friends or family also linked into the social networking service and to keep tabs on their activities while watching TV. As the friends or family place new content or postings in the service, the new postings (messages or tweets) may be viewed on the screen while still viewing TV programs. Additional features include viewing content (tweets) of friends and family of people who they are following with a personal account.

[0063] In another embodiment, the system, method and user interface will also allow program specific content to be displayed and followed. A method is provided for displaying content or a message from a social networking site including accessing the social networking site in response to a user input, the user input initiated while viewing a program on a display and generating at least one keyword for searching the social networking site based on at least one characteristic associated with the program being viewed.

[0064] Referring to FIG. 10, a flowchart of an exemplary method for searching for content, e.g., messages, from a social networking system in accordance with an embodiment of the present disclosure is shown. Initially, in step 1002, a user selects a channel or programmed to be view on the display device 114. The channel or program is selected either via a user input directly into the host device 108 or via a graphic user interface 216 displayed on the display device 114 used in conjunction with remote control device 300. While the user is viewing the selected channel or program, a social networking Internet site will be accessed in response to a user input. The host device 108 will provide access to the social networking internet site via the input signal receiver 202.

[0065] In step 1006, the controller 214 generates at least one keyword based on the channel or program being viewed and uses the generated keyword to search for content from the social networking internet site. The search information or keyword(s) used for scanning or searching the social network service may be derived from descriptions provided through an electronic program guide (EPG), including stars or celebrities in the program, or descriptions of events. Furthermore, the keyword(s) may be derived from closed caption data, i.e., a transcription of the audio portion of the channel or program being viewed. The content of the actual broadcast station, such as a news service may also be included as a search criteria or keyword. In step 1008, the content, e.g., a message or tweet, is then retrieved from the social networking, or internet, site based the at least one keyword and displayed in

an overlay, e.g., user interface **700**, on the display device **114** simultaneous with the channel or program being viewed, in step **1010**. As a result, the system and method of the present disclosure allows viewing of content (e.g., tweets) of celebrities associated with current programming, content (e.g., tweets) of people and organizations related to current programming, and content (e.g., tweets) of commercial products advertised.

**[0066]** In one example of the search method of the present disclosure, assume a user is watching a talk show and the EPG provided by the service associated to the host device **108** lists at least two celebrity guests appearing on the talk show, e.g., guest **1** and guest **2**. The controller **214** will then use the name of guest **1** and guest **2** as keywords for searching the social networking, or Internet, site. The content, e.g., messages or tweets, of guest **1** and guest **2** will then be retrieved from the social networking Internet site. The identities of guest **1** and guest **2** will then be displayed on the overlay **700** as an element, for example, element **724** and element **730**. Depending on which identity is selected as the current identity via user input or by an automatic selection by the controller **214**, the content associated to the current identity will be displayed on the overlay **700** as message **702**.

**[0067]** In a further example, assume the user is watching a broadcast news program. In the broadcast news program, a particular company or organization is mentioned by the news anchors. The controller **218** will derive the name of the company or organization, e.g., company ABC, from the closed caption data being provided by the service associated to the host device **108**. The controller **214** will then use the name of company, i.e., company ABC, as the keyword for searching the social networking internet site. The host device **108** will then display any content retrieved associated to company ABC and allow further searching into an internet site as described above.

**[0068]** Keyword generation and search may also be performed manually by the user. The user may use the remote control or other keyboard type entry device to type in one or more keywords into an entry screen. Controller **218** then searches these keywords and then display any content retrieved associated to the keywords as described above.

**[0069]** The system and method of the present disclosure may also store additional information related to the social networking content. Some of this additional information may include pictures, account history, social network profiles, that may sometimes be included and may be needed by a user. Additionally, the application may allow linking to other user accounts, identities, or network microblogs through the links or hyperlinks that were included in the text content currently displayed.

**[0070]** As noted above, keywords for social network searching may also be extracted from other video services provided to the host device from the head end, such as the EPG, closed caption data, etc. The user profile in the software application client may allow for the creation of, or maintenance of, a priority list. The priority list may permit scanning of a list of “likely” identities or accounts associated to keywords found in the program guide or other program descriptions, in addition to scanning for predetermined identities selected by the user. For example, assume the user is watching a particular show, e.g., Oprah. The first tier of the user’s priority list would be their user profile (whoever the user is following is always shown in the list, i.e., at least one predetermined identity or account). Next, the second tier would

include keywords like The Oprah Show, Oprah Winfrey. Then, the program, i.e., Oprah, might also have a guest or a topic, which would be added to the third tier.

**[0071]** As content is retrieved from each tier of the search, the controller **214** will prioritize the content and display the content in the overlay **700**. In one embodiment, the content is prioritized and the identities associated to the prioritized content are sorted in order in the second carousel with the identity having the highest priority being represented as the current identity **724**. The remaining prioritized identities will be queued up in the second carousel as next identities. For example, referring to FIG. 7, a result of the first tier search will be represented by element **724**, a result of the second tier search will be represented by element **730** and a result of the third tier search will be represented by element **732**. In this manner, all of the retrieved content is displayed and available to the user in a defined manner, i.e., according to the priority list.

**[0072]** It is to be appreciated that the priority list may be defined by a user setting or by the controller **214** based on usage patterns of the user. For example, as the user changed channels, more and more topics would be added to the priority list, but, in one embodiment, the user’s settings would always take priority and stay in the list. Additionally, as items became outdated they would be removed from the priority list (i.e., user is watching adult-oriented programming, e.g., entertainment sports programming network (ESPN), now instead of child-oriented programming, e.g., the Disney channel).

**[0073]** The user profile may also include an interactive keyword selection process, based on the electronic program guide or other descriptions. The user profile may also allow keyword analysis and selection of keywords found in the currently stored downloaded social network content in the host client. The application may present keywords in a mapping structure, using entries such as “follow like” or “search further like” for keyword association. The keyword search of content may be invoked based on words found in the currently displayed message, allowing quick access to a “breadcrumb trail” of similar content either stored within the host device or alternately available and accessible through the social network service. For example, assume the user is watching a football game, e.g., the Colts playing the Patriots on ESPN. Possible topics would be Roster, Schedule, Injuries. The user selects Schedule, and a list of teams is populated. From there the user can find more information about those teams, all through embedded links. For instance, the user may go back to the start page and select Roster. The user is then presented with topics such as Manning, Clark, and Saturday. Additionally, the software application client would remember what the user was interested in, to more quickly populate the list in the future. For instance, the next time the user was watching the Colts, the selections might be slightly different, such as Schedule, Colts versus Ravens, Manning, Clark, and Saturday.

**[0074]** It is to be appreciated the mapping structure is mostly text based due to the size of the user interface, and in one embodiment, may include a string of tags presented below the currently displayed message, for example:

**[0075]** colts patriots roster schedule injuries manning clark saturday



In other embodiments, the mapping structure for selecting further content may be a visual mapping structure showing how the content is linked enabling the user to select a particular path to follow.

**[0076]** The system and method of the present disclosure may also allow direct advertising to viewers, through the linking of the social networking service with the television programming content. The feature may include the use of conditional profiles when initializing or updating the service. The software application client may identify a link to an advertising service and may provide the content directly to the user as a message or tweet, or may alternately provide the advertisement to the screen outside the graphical user interface. Such an advertising structure, particularly related to the text display within the graphical interface as a message or tweet, may provide an effective product advertising tool to reach consumers while viewing programs.

**[0077]** Although embodiments which incorporate the teachings of the present disclosure have been shown and described in detail herein, those skilled in the art can readily devise many other varied embodiments that still incorporate these teachings. Having described preferred embodiments of a system and method for enabling a user to display and interact with a social networking structure on a video device connected to a network enabled host device (which are intended to be illustrative and not limiting), it is noted that modifications and variations can be made by persons skilled in the art in light of the above teachings. It is therefore to be understood that changes may be made in the particular embodiments of the disclosure disclosed which are within the scope of the disclosure as outlined by the appended claims.

**1.** A method for displaying content from an internet site, comprising:

accessing the internet site in response to a user input, the user input initiated while outputting a video program for display on a display device;

retrieving content from the internet site based on at least one characteristic associated with the program; and outputting the retrieved content in an overlay for display simultaneous with the program.

**2.** The method of claim 1, wherein the step of outputting includes outputting at least one message from the social network site in the overlay.

**3.** The method of claim 2, wherein the at least one message includes a link to a web site.

**4.** The method of claim 2, wherein the at least one message includes a link to a uniform resource locator (URL).

**5.** The method of claim 2, wherein the at least one message includes a link to an identity of at least one second user.

**6.** The method of claim 1, wherein the step of outputting includes outputting at least one message for display from the social network site in a first carousel arrangement in the overlay.

**7.** The method of claim 6, wherein a current message is displayed in a first size, the current message being displayed with at least one previous message and at least one next message in a size different than the first size.

**8.** The method of claim 7, wherein the current message, the at least one previous message and the at least one next message are arranged in a vertical column.

**9.** The method of claim 7, further comprising scrolling of the current message the at least one previous message and the at least one next message in the first carousel arrangement in response to a user input.

**10.** The method of claim 7, wherein the at least one message is associated to a first identity, further comprising displaying at least one identity from the social network site in a second carousel arrangement in the overlay, wherein the second carousel arrangement is displayed separate from the first carousel arrangement.

**11.** The method of claim 10, wherein a current identity is displayed as a first element, the current identity being displayed with at least one previous identity and at least one next identity each displayed as an element different than the first element.

**12.** The method of claim 11, wherein the current identity, the at least one previous identity and the at least one next identity are arranged in a horizontal row.

**13.** The method of claim 12, further comprising scrolling of the current identity, the at least one previous identity and the at least one next identity in the second carousel arrangement in response to a user input.

**14.** The method of claim 1, wherein the step of displaying further comprises:

outputting at least one message for display from the social network site in a first vertical carousel arrangement in the overlay, wherein the at least one message is associated with an identity; and

outputting at least one identity for display from the social network site in a second horizontal carousel arrangement in the overlay.

**15.** A system for displaying content from an internet site, comprising:

an input signal receiver that accesses the internet site in response to a user input, the user input initiated while outputting a video program for display on a display device;

a controller, coupled to the input signal receiver, that retrieves content from the internet site based on at least one characteristic associated with the program; and

a display interface, coupled to the controller, that outputs the retrieved content in an overlay output to the display device simultaneous with the program.

**16.** The system of claim 15, wherein the display interface outputs at least one message from the social network site in the overlay.

**17.** The system of claim 16, wherein the at least one message includes a link to a web site.

**18.** The system of claim 16, wherein the at least one message includes a link to a uniform resource locator (URL).

**19.** The system of claim 16, wherein the at least one message includes a link to an identity of at least one second user.

**20.** The system of claim 15, wherein the display interface outputs at least one message from the social network site in a first carousel arrangement in the overlay.

**21.** The system of claim 20, wherein a current message is displayed in a first size on the display, the current message being surrounded above and below by at least one previous message and at least one next message in a size on the display different than the first size.

**22.** The system of claim 21, wherein the current message, the at least one previous message and the at least one next message are arranged in a vertical column.

**23.** The system of claim 21, further comprising a user interface, coupled to the controller, that scrolls the current message, the at least one previous message and the at least one next message in the first carousel arrangement in response to a user input.

**24.** The system of claim **21**, wherein the at least one message is associated to a first identity and the display interface displays at least one identity from the social network site in a second carousel arrangement in the overlay, wherein the second carousel arrangement is displayed separate from the first carousel arrangement.

**25.** The system of claim **24**, wherein a current identity is displayed as a first element, the current identity being surrounded on each side by at least one previous identity and at least one next identity each displayed as an element different than the first element.

**26.** The system of claim **25**, wherein the current identity, the at least one previous identity and the at least one next identity are arranged in a horizontal row.

**27.** The system of claim **26**, further comprising a user interface, coupled to the controller, that scrolls of the current identity, the at least one previous identity and the at least one next identity in the second carousel arrangement in response to a user input.

**28.** The system of claim **15**, wherein the display interface outputs at least one message from the social network site in a first vertical carousel arrangement in the overlay, wherein the at least one message is associated with an identity and outputs at least one identity from the social network site in a second horizontal carousel arrangement in the overlay.

**29.** A graphic user interface for displaying content from an internet site, comprising:

means for accessing the internet site in response to a user input, the user input initiated while outputting a video program for display on a display device;

means for retrieving content from the internet site based on at least one characteristic associated with the program; and

means for outputting the retrieved content in an overlay for display on the display device simultaneous with the program.

\* \* \* \* \*