



INTERNATIONAL APPLICATION PUBLISHED UNDER THE PATENT COOPERATION TREATY (PCT)

<p>(51) International Patent Classification ⁶ : A61K 31/785</p>	<p>A1</p>	<p>(11) International Publication Number: WO 99/15186</p> <p>(43) International Publication Date: 1 April 1999 (01.04.99)</p>
<p>(21) International Application Number: PCT/US98/18881</p> <p>(22) International Filing Date: 8 September 1998 (08.09.98)</p> <p>(30) Priority Data: 08/934,495 19 September 1997 (19.09.97) US</p> <p>(71) Applicant: GELTEX PHARMACEUTICALS, INC. [US/US]; 9 Fourth Avenue, Waltham, MA 02454 (US).</p> <p>(72) Inventors: MANDEVILLE, W., Harry, III; 9 Pillings Pond Road, Lynnfield, MA 01940 (US). NEENAN, Thomas, X.; 84 Commonwealth Avenue #2, Boston, MA 02116 (US).</p> <p>(74) Agents: ELMORE, Carolyn, S. et al.; Hamilton, Brook, Smith & Reynolds, P.C., Two Militia Drive, Lexington, MA 02421 (US).</p>		<p>(81) Designated States: AL, AM, AT, AU, AZ, BA, BB, BG, BR, BY, CA, CH, CN, CU, CZ, DE, DK, EE, ES, FI, GB, GE, GH, GM, HR, HU, ID, IL, IS, JP, KE, KG, KP, KR, KZ, LC, LK, LR, LS, LT, LU, LV, MD, MG, MK, MN, MW, MX, NO, NZ, PL, PT, RO, RU, SD, SE, SG, SI, SK, SL, TJ, TM, TR, TT, UA, UG, UZ, VN, YU, ZW, ARIPO patent (GH, GM, KE, LS, MW, SD, SZ, UG, ZW), Eurasian patent (AM, AZ, BY, KG, KZ, MD, RU, TJ, TM), European patent (AT, BE, CH, CY, DE, DK, ES, FI, FR, GB, GR, IE, IT, LU, MC, NL, PT, SE), OAPI patent (BF, BJ, CF, CG, CI, CM, GA, GN, GW, ML, MR, NE, SN, TD, TG).</p> <p>Published <i>With international search report. Before the expiration of the time limit for amending the claims and to be republished in the event of the receipt of amendments.</i></p>
<p>(54) Title: CATONIC POLYMERS AS TOXIN-BINDING AGENTS</p>		
<p>(57) Abstract</p> <p>A method for treating pathogenic toxins in a mammal, such as a human, comprising treating the mammal with a therapeutically effective amount of a polymer comprising a cationic group attached to the polymer backbone. The polymer can be a homopolymer or a copolymer. In one embodiment, the polymer is a copolymer comprising a monomer having a pendant ammonium group and a hydrophobic monomer.</p>		

FOR THE PURPOSES OF INFORMATION ONLY

Codes used to identify States party to the PCT on the front pages of pamphlets publishing international applications under the PCT.

AL	Albania	ES	Spain	LS	Lesotho	SI	Slovenia
AM	Armenia	FI	Finland	LT	Lithuania	SK	Slovakia
AT	Austria	FR	France	LU	Luxembourg	SN	Senegal
AU	Australia	GA	Gabon	LV	Latvia	SZ	Swaziland
AZ	Azerbaijan	GB	United Kingdom	MC	Monaco	TD	Chad
BA	Bosnia and Herzegovina	GE	Georgia	MD	Republic of Moldova	TG	Togo
BB	Barbados	GH	Ghana	MG	Madagascar	TJ	Tajikistan
BE	Belgium	GN	Guinea	MK	The former Yugoslav Republic of Macedonia	TM	Turkmenistan
BF	Burkina Faso	GR	Greece	ML	Mali	TR	Turkey
BG	Bulgaria	HU	Hungary	MN	Mongolia	TT	Trinidad and Tobago
BJ	Benin	IE	Ireland	MR	Mauritania	UA	Ukraine
BR	Brazil	IL	Israel	MW	Malawi	UG	Uganda
BY	Belarus	IS	Iceland	MX	Mexico	US	United States of America
CA	Canada	IT	Italy	NE	Niger	UZ	Uzbekistan
CF	Central African Republic	JP	Japan	NL	Netherlands	VN	Viet Nam
CG	Congo	KE	Kenya	NO	Norway	YU	Yugoslavia
CH	Switzerland	KG	Kyrgyzstan	NZ	New Zealand	ZW	Zimbabwe
CI	Côte d'Ivoire	KP	Democratic People's Republic of Korea	PL	Poland		
CM	Cameroon	KR	Republic of Korea	PT	Portugal		
CN	China	KZ	Kazakstan	RO	Romania		
CU	Cuba	LC	Saint Lucia	RU	Russian Federation		
CZ	Czech Republic	LI	Liechtenstein	SD	Sudan		
DE	Germany	LR	Liberia	SE	Sweden		
DK	Denmark			SG	Singapore		
EE	Estonia						

CATONIC POLYMERS AS TOXIN-BINDING AGENTS

BACKGROUND OF THE INVENTION

Many pathogens produce toxins which are detrimental, and in some cases, lethal, to the host organism. Toxins produced by pathogens can be classified into
5 two general categories, exotoxins and endotoxins.

Exotoxins are generally proteins or polypeptides. These toxins, which are secreted by the pathogen, can travel within the host and cause damage in regions of the host far removed from the infection site. Symptoms associated with exotoxins vary greatly and include hemolysis, systemic shock, destruction of leukocytes,
10 vomiting, paralysis and diarrhea.

Enterotoxins are exotoxins which act on the small intestine and cause massive secretion of fluid into the intestinal lumen, leading to diarrhea. Enterotoxins are produced by a variety of bacteria, including the food-poisoning organisms *Staphylococcus aureus*, *Clostridium perfringens*, and *Bacillus cereus*, and
15 the intestinal pathogens *Vibrio cholerae*, *Escherichia coli*, and *Salmonella enteritidis*.

Endotoxins are lipopolysaccharides/lipoproteins found in the outer layer of the cell walls of gram-negative bacteria. These lipopolysaccharides are bound to the cell membrane and are released upon cytolysis. Symptoms associated with the
20 release of endotoxins include fever, diarrhea and vomiting. Specifically, endotoxins stimulate host cells to release proteins, endogenous pyrogens, which affect the area of the brain which regulates body temperature. In addition to fever, diarrhea and vomiting, the host animal may experience a rapid decrease in lymphocyte, leukocyte, and platelet numbers, and enter into a general inflammatory state.

25 Although endotoxins are less toxic than exotoxins, large doses of endotoxins can cause death, generally through hemorrhagic shock and tissue necrosis. Examples of bacteria which produce endotoxins include the genera *Escherichia*, *Shigella*, and especially *Salmonella*.

In some cases, the active disease caused by an exotoxin can be treated by administering an antitoxin to the patient. An antitoxin comprises antibodies to the toxin derived from the serum of an animal, typically a horse, which has been immunized by injection of a toxoid, a nontoxic derivative of the toxin. However, 5 the effectiveness of antitoxins is limited because toxins are rapidly taken up by cells and become unavailable to the antibodies. Furthermore, the patient's immune system can respond to foreign proteins present in the antitoxin, creating a condition known as serum sickness.

Therefore, a need exists for an improved method of treating toxins which 10 significantly reduces or eliminates the above-mentioned problems.

SUMMARY OF THE INVENTION

One aspect of the present invention is a method for inhibiting a pathogenic toxin in a mammal, comprising administering to the mammal a therapeutically effective amount of a polymer having a cationic group, such as an amino group, an ammonium group or a phosphonium group, which is connected to the polymer backbone. 15

The polymer to be administered can be a homopolymer or a copolymer. In one embodiment, the polymer further includes a monomer comprising a hydrophobic group, such as an aryl group or a normal or branched C₂-C₂₄-alkyl group. 20

The polymer to be administered can, optionally, further include a monomer comprising a neutral hydrophilic group, such as a hydroxyl group or an amide group.

Another aspect of the invention is a method for inhibiting a pathogenic toxin in a mammal, such as a human, comprising administering to the mammal a 25 therapeutically effective amount of a polymer comprising a polymethylene backbone which is interrupted at one or more points by a cationic group, such as an amino group, an ammonium group or a phosphonium group.

The present method has several advantages. For example, the polymers employed are easily prepared using standard techniques of polymer synthesis and 30 inexpensive starting materials. The polymers will not be substantially degraded in the digestive tract and, therefore, can be administered orally. Polymer compositions

can also be readily varied, to optimize properties such as solubility or water swellability and antitoxin activity.

DETAILED DESCRIPTION OF THE INVENTION

The present invention relates to a method for inhibiting a pathogenic toxin in a mammal, such as a human, by administering to the mammal a therapeutically effective amount of a polymer comprising a plurality of amino or ammonium groups.

As used herein, the inhibition of a pathogenic toxin refers to the reduction in activity of a toxin produced by a pathogenic microbe. The activity of the toxin can be reduced, for example, by interfering with the production or secretion of the toxin or by binding the toxin to form an inactive complex. Without being bound by theory, one mechanism by which the polymers disclosed herein may inhibit a pathogenic toxin is by binding the toxin. Toxin molecules typically carry a negative charge at physiological pH and can bind to cationic polymers via electrostatic interactions.

A "therapeutically effective amount" is an amount sufficient to inhibit, partially or totally, the activity of a pathogenic toxin. The term "polymer" refers to a macromolecule comprising a plurality of repeat units or monomers. The term includes homopolymers, which are formed from a single type of monomer, and copolymers, which are formed of two or more different monomers. A "terpolymer" is a copolymer formed from three different monomers. The term polymer, as used herein, is intended to exclude proteins, peptides, polypeptides and proteinaceous materials.

As used herein, the term "polymer backbone" or "backbone" refers to that portion of the polymer which is a continuous chain, comprising the bonds which are formed between monomers upon polymerization. The composition of the polymer backbone can be described in terms of the identity of the monomers from which it is formed, without regard to the composition of branches, or side chains, off of the polymer backbone. Thus, poly(acrylamide) is said to have a poly(ethylene) backbone substituted with carboxamide (-C(O)NH₂) groups as side chains.

The term "polymer side chain" or "side chain" refers to the portion of a monomer which, following polymerization, forms a branch off of the polymer backbone. In a homopolymer, all of the polymer side chains are identical. A copolymer can comprise two or more distinct side chains. When a side chain
5 comprises an ionic unit, for example, the ionic unit depends from, or is a substituent of, the polymer backbone, and is referred to as a "pendant ionic unit". The term "spacer group", as used herein, refers to a polyvalent molecular fragment which is a component of a polymer side chain and connects a pendant moiety to the polymer backbone. The term "aliphatic spacer group" refers to a spacer group which does not
10 include an aromatic unit, such as a phenylene unit.

The term "addition polymer", as used herein, is a polymer formed by the addition of monomers without the consequent release of a small molecule. A common type of addition polymer is formed by polymerizing olefinic monomers, wherein monomers are joined by the formation of a carbon-carbon bonds between
15 monomers, without the loss of any atoms which compose the unreacted monomers.

The term "monomer", as used herein, refers to both (a) a single molecule comprising one or more polymerizable functional groups prior to or following polymerization, and (b) a repeat unit of a polymer. An unpolymerized monomer capable of addition polymerization, can, for example, comprise an olefinic bond
20 which is lost upon polymerization.

The term "cationic group", as used herein, refers to a functional group which bears a net positive charge or a basic group which gains a net positive charge upon protonation at physiological pH. Suitable cationic groups include ammonium groups, such as primary, secondary, tertiary and quaternary ammonium groups;
25 amino groups, such as primary, secondary and tertiary amino groups; sulfonium groups; and phosphonium groups.

The quantity of a given polymer to be administered will be determined on an individual basis and will be determined, at least in part, by consideration of the individual's size, the severity of symptoms to be treated and the result sought. The
30 polymer can be administered alone or in a pharmaceutical composition comprising the polymer, an acceptable carrier or diluent and, optionally, one or more additional drugs.

The polymers can be administered, for example, topically, orally, intranasally, or rectally. The form in which the agent is administered, for example, powder, tablet, capsule, solution, or emulsion, depends in part on the route by which it is administered. The therapeutically effective amount can be administered in a series of doses separated by appropriate time intervals, such as hours.

Pathogenic toxins which can be inhibited by the method of the present invention include, but are not limited to, toxins produced by *Streptococcus*, including *Streptococcus pneumoniae*, and *Streptococcus pyogenes*; *Salmonella*, including *Salmonella enteritidis*; *Campylobacter*, including *Campylobacter jejuni*; *Escherichia coli*; *Clostridia*, including *Clostridium difficile* and *Clostridium botulinum*; *Staphylococcus*, including *Staphylococcus aureus*; *Shigella dysenteriae*; *Pseudomonas*, including *Pseudomonas aeruginosa*; *Bordatella pertussis*; *Listeria monocytogenes*; *Vibrio cholerae*; *Yersinia enterocolitica*; *Legionella pneumophila*; and *Bacillus anthracis*.

Of particular pathogenic importance are *Escherichia coli*, for example, *E. coli* strains 06:H-, 0157:H7, 0143 and other clinical isolates, and *Clostridium difficile*. Enterohemorrhagic *Escherichia coli* (EHEC), such as 0157:H7, can cause a characteristic nonfebrile bloody diarrhea known as hemorrhagic colitis. EHEC produce high levels of one or both of two related cytotoxins which resemble a Shiga toxin in structure and function and are referred to as Shiga-like toxins (SLT I or SLT II). These Shiga toxins are believed to damage the intestinal mucosa, resulting in the manifestation of hemorrhagic colitis.

Clostridium difficile produce two major toxins, designated Toxin A and Toxin B, which cause damage to the cellular lining of the bowel wall. Toxin A causes fluid production and damage to the mucosa of the large bowel. Toxin B is a cytotoxin which causes abnormalities in tissue culture systems. This quality of Toxin B is used to diagnose the disease by detecting toxin in feces.

Also included are protozoal toxins, such as toxins produced by *Entamoeba histolytica*, and *Acanthamoeba*; and parasitic toxins.

The method is useful for treating infections of various organs of the body, but is particularly useful for infections of the skin and gastrointestinal tract.

Polymers which are particularly suitable for the present method include polymers which can possess key characteristics of naturally occurring antigens, in particular, the ability to form amphipathic structures. The term "amphipathic", as used herein, describes a three-dimensional structure having discrete hydrophobic and hydrophilic regions. Thus, one portion of the structure interacts favorably with aqueous and other polar media, while another portion of the structure interacts favorably with non-polar media. An amphipathic polymer results from the presence of both hydrophilic and hydrophobic structural elements along the polymer backbone.

Polymers to be administered which have amino groups can be administered in the free base, amino form, or as a salt with a pharmaceutically acceptable acid. Such acids include hydrochloric acid, hydrobromic acid, citric acid, lactic acid, tartaric acid, phosphoric acid, methanesulfonic acid, acetic acid, formic acid, maleic acid, fumaric acid, malic acid, succinic acid, malonic acid, sulfuric acid, L-glutamic acid, L-aspartic acid, pyruvic acid, mucic acid, benzoic acid, glucuronic acid, oxalic acid, ascorbic acid, and acetylglycine. In either case, at physiological pH following administration, a plurality of amino groups will be protonated to become ammonium groups, and the polymer will carry an overall positive charge.

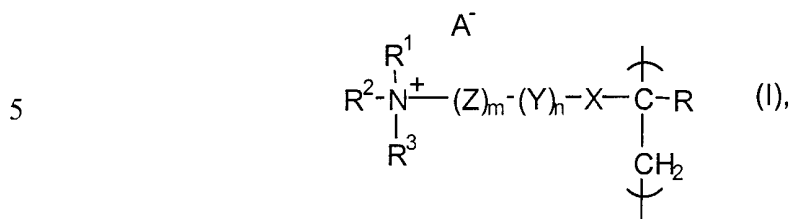
Polymers comprising quaternary ammonium groups will further comprise a pharmaceutically acceptable counter anion, such as an anion which is a conjugate base of one of the pharmaceutically acceptable acids discussed above. The number of counter anions associated with the polymer prior to administration is the number necessary to balance the positive charge on the polymer.

The polymer to be administered can be an addition polymer having a polymer backbone such as a polyacrylate, polyacrylamide, poly(allyl alcohol), poly(vinyl alcohol), poly(vinylamine), poly(allylamine), or poly(diallylamine) backbone. The polymer can have a uniform backbone if it is composed of monomers derived from a common polymerizable unit, such as acrylamide. If the polymer is a copolymer, it can also comprise a mixed backbone.

The polymers of use in the present method also include condensation polymers, wherein polymerization of monomers is accompanied by the release of a

small molecule, such as a water molecule. Such polymers include, for example, polyesters and polyurethanes.

In one embodiment, the polymer to be administered comprises a monomer, or repeat unit, of Formula I,



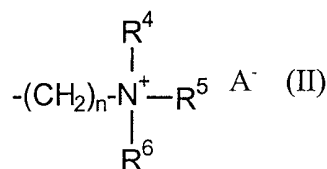
wherein X is a covalent bond, a carbonyl group or a CH₂ group, Y is an oxygen atom, an NH group or a CH₂ group, Z is an spacer group, R is a hydrogen atom or a methyl or ethyl group; R¹, R² and R³ are each, independently, a hydrogen atom, a normal or branched, substituted or unsubstituted C₁-C₂₄-alkyl group, an aryl group or an arylalkyl group; A⁻ is a pharmaceutically acceptable anion, such as a conjugate base of a pharmaceutically acceptable acid; and m and n are each, independently, 0 or 1. Suitable alkyl substituents include halogen atoms, such as fluorine or chlorine atoms. A monomer of Formula 1 in which at least one of substituents R¹, R² and R³ is hydrogen can also exist in the free base, or amino, form in which a hydrogen

10

15

substituent is absent and the nitrogen atom is electrically neutral.

In a preferred embodiment, one of R¹-R³ is an ammonioalkyl group of the general formula



wherein R⁴, R⁵ and R⁶ are each, independently, a hydrogen atom, a C₁-C₂₄ alkyl group, or an arylalkyl group; n is an integer from 2 to about 20, preferably from 3 to about 6; and A⁻ is a pharmaceutically acceptable anion. An ammonioalkyl group in

20

which at least one of substituents R^4 , R^5 and R^6 is hydrogen can also exist in the free base, or amino, form in which a hydrogen substituent is absent and the nitrogen atom is electrically neutral. The group $-N^+(R^4)(R^5)(R^6)$ can also be a heteroaryl group, such as a 5- or 6-membered heteroaryl group, such as a 1-pyridinio group.

- 5 Preferably, at least one of R^4 , R^5 and R^6 is a C_6 - C_{24} -alkyl group. Examples of suitable ammonioalkyl groups include, but are not limited to,
- 4-(dioctylmethylammonio)butyl;
 - 3-(dodecyldimethylammonio)propyl;
 - 3-(octyldimethylammonio) propyl;
 - 10 3-(decyldimethylammonio)propyl;
 - 5-(dodecyldimethylammonio)pentyl;
 - 3-(cyclohexyldimethylammonio)propyl;
 - 3-(decyldimethylammonio)-2-hydroxypropyl;
 - 3-(tridecylammonio)propyl;
 - 15 3-(docosyldimethylammonio)propyl;
 - 4-(dodecyldimethylammonio)butyl;
 - 3-(octadecyldimethylammonio)propyl;
 - 3-(hexyldimethylammonio)propyl;
 - 3-(methyldioctylammonio)propyl;
 - 20 3-(didecylmethylammonio)propyl;
 - 3-(heptyldimethylammonio)propyl;
 - 3-(dimethylnonylammonio)propyl;
 - 6-(dimethylundecylammonio)hexyl;
 - 4-(heptyldimethylammonio)butyl;
 - 25 3-(dimethylundecylammonio)propyl;
 - 3-(tetradecyldimethylammonio)propyl
 - 3-(1-pyridinium)propyl; in combination with a pharmaceutically acceptable anion.

When at least one of R^1 to R^6 is a hydrogen atom, the monomer can also exist in the free base, or amino form. The polymer comprising such a monomer can be administered in the free base form or in the protonated form, for example, as a salt of

30 a pharmaceutically acceptable acid.

The spacer group Z is a component of the polymer side chain and connects the amino or ammonium group to the polymer backbone. The amino or ammonium group is, thus, a pendant group. The spacer group can be a normal or branched,

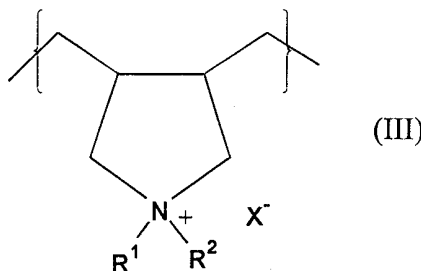
saturated or unsaturated, substituted or unsubstituted alkylene group, such as a polymethylene group $-(CH_2)_n-$, wherein n is an integer from about 2 to about 24. Suitable examples include the propylene, hexylene and octylene groups. The alkylene group can also, optionally, be interrupted at one or more points by a

5 heteroatom, such as an oxygen, nitrogen (e.g, NH) or sulfur atom. Examples include the oxaalkylene groups $-(CH_2)_2O[(CH_2)_2O]_n(CH_2)_2-$, wherein n is an integer ranging from 0 to about 3.

Examples of monomers of Formula I having quaternary ammonium groups include:

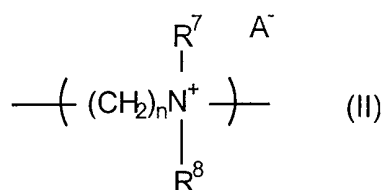
- 10 N-(3-dimethylaminopropyl)acrylamide,
 N-(3-trimethylammoniopropyl)acrylamide,
 2-trimethylammonioethyl methacrylate,
 2-trimethylammonioethyl acrylate,
 N-(3-trimethylammoniopropyl)methacrylamide,
- 15 N-(6-trimethylammoniohexyl)acrylamide,
 N-(3-trimethylammoniopropyl)acrylamide,
 N-(4-trimethylammoniobutyl)allylamine,
 N-(3-dimethyloctylammoniopropyl)allylamine,
 N-(3-trimethylammoniopropyl)allylamine,
- 20 N-(3-(1-pyridinio)propyl)vinylamine and
 N-(3-(1-pyridinio)propyl)allylamine. Each of these monomers also includes a suitable counter anion. Examples of monomers of Formula I having an amino group include allylamine, vinylamine and N-(3-dimethylamino-propyl)acrylamide. Each of these monomers can also exist as a salt with a pharmaceutically acceptable acid.

25 In another embodiment, the polymer to be administered is characterized by a diallylamine repeat unit of Formula III:



wherein R¹ and R² are each, independently, a hydrogen atom, a normal or branched, substituted or unsubstituted C₁-C₂₄-alkyl group, an aryl group or an arylalkyl group; and A⁻ is a pharmaceutically acceptable anion, such as a conjugate base of a pharmaceutically acceptable acid. Suitable alkyl substituents include halogen atoms, such as fluorine or chlorine atoms. A monomer of Formula III in which at least one of substituents R¹ and R² is hydrogen can also exist in the free base, or amino, form, in which a hydrogen substituent is absent and the nitrogen atom is electrically neutral. In a preferred embodiment, R¹ is an ammonioalkyl group of Formula II, as described above.

10 In another embodiment, the polymer to be administered is a poly (alkyleneimine) polymer comprising a monomer, or repeat unit, of Formula IV,



wherein n is an integer from about 2 to about 10 and R⁷ and R⁸ are each, independently, a hydrogen atom, a normal or branched, substituted or unsubstituted C₁-C₂₄-alkyl group, an aryl group or an arylalkyl group, and A⁻ is a pharmaceutically acceptable anion. Suitable alkyl substituents include halogen atoms, such as fluorine or chlorine atoms. When one of R⁷ and R⁸ is a hydrogen atom, the polymer can be administered in the free base form or in the cationic form shown, as the salt of a pharmaceutically acceptable acid. A monomer of Formula IV in which at least one of substituents R⁷ and R⁸ is hydrogen can also exist in the free base, or amino, form, in which a hydrogen substituent is absent and the nitrogen atom is electrically neutral. In a preferred embodiment, the polymer to be administered is a poly (ethyleneimine) polymer, comprising a monomer of Formula IV wherein n is 2.

Preferably, R⁷ is an aminoalkyl group, or an ammonioalkyl group of Formula II, as described above. In one embodiment, the polymer comprises monomeric units of Formula II wherein R⁷ is an aminoalkyl group, or an ammonioalkyl group, as well as monomeric units wherein R⁷ and R⁸ are each hydrogen or R⁷ is hydrogen and R⁸ is absent. The fraction of monomeric units which include the aminoalkyl or

ammonioalkyl group can be from about 5% to about 90% of the monomeric units of the polymer.

Suitable polymers comprising a monomer of Formula II include poly(decamethylenedimethylammonium-co-ethylenedimethylammonium) X⁻,
5 wherein X⁻ is an anion, for example chloride or bromide; poly(ethyleneimine-co-N-decylethyleneimine-co-N-(trimethylammonio-propyl)ethyleneimine);
poly(ethyleneimine-co-N-benzylethyleneimine).

The polymer to be administered can also be a copolymer comprising a monomer of Formula I, Formula III or Formula IV and further comprising a
10 hydrophobic monomer. The hydrophobic monomer can comprise a side chain bearing a hydrophobic group, such as a straight chain or branched, substituted or unsubstituted C₃-C₂₄-alkyl group or a substituted or unsubstituted aryl group. Examples of suitable hydrophobic monomers include styrene, N-isopropylacrylamide, N-t-butylacrylamide, N-n-butylacrylamide, heptafluorobutyl
15 acrylate, N-n-decylallylamine, N-n-decylacrylamide, pentafluorostyrene, n-butyl acrylate, t-butyl acrylate, n-decyl acrylate, N-t-butylmethacrylamide, n-decyl methacrylate, n-butyl methacrylate, n-hexyl methacrylate, N-n-hexylvinylamine, N-n-hexylallylamine, N-benzylallylamine, N-(cyclohexylmethyl)allylamine, N-(n-decyl)allylamine, N-hexylethyleneimine, N-(3-phenylpropyl)ethyleneimine, N-
20 decylethyleneimine and N-benzylethyleneimine.

Examples of copolymers characterized by a monomer of Formula I and a hydrophobic monomer include poly(N-(3-dimethylaminopropyl)acrylamide-co-N-n-butylacrylamide) or salts thereof with pharmaceutically acceptable acids. Other
25 examples of suitable copolymers include poly(2-trimethylammonioethylmethacrylate-co-styrene) chloride, poly(2-trimethylammonioethylmethacrylate-co-N-isopropylacrylamide) chloride, poly(2-trimethylammonioethylmethacrylate-co-heptafluorobutylacryl) chloride, poly(3-trimethylammonioethylmethacrylate-co-styrene) chloride, poly(3-trimethylammonioethylmethacrylate-co-N-t-butylacrylamide) chloride, poly(3-trimethylammonioethylmethacrylate-co-N-n-
30 butylacrylamide) chloride, and poly(N-(3-trimethylammonioethyl)allylamine-co-N-n-decylallylamine). Each of these ionic copolymers can also be employed with

one or more counter anions other than chloride, for example, with a conjugate base of one or more pharmaceutically acceptable acids.

In a further embodiment, the polymer to be administered comprises a monomer of Formula I, Formula III or Formula IV, a hydrophobic monomer and a neutral hydrophilic monomer, such as acrylamide, methacrylamide, N-(2-hydroxyethyl)acrylamide or 2-hydroxyethylmethacrylate. Examples of polymers of this type include terpolymers of N-(3-trimethylammonium-propyl)methacrylamide/N-isopropylacrylamide/2-hydroxyethyl-methacrylate, N-(3-trimethylammonium-propyl)methacrylamide/N-n-decylacrylamide/2-hydroxyethylmethacrylate, N-(3-trimethylammonioethyl)acrylamide, N-(3-trimethylammonioethyl)acrylamide, N-(3-trimethylammonioethyl)acrylamide/n-decylacrylate/methacrylamide, 2-trimethylammonioethylmethacrylate/n-butylacrylate/acrylamide, 2-trimethylammonioethylmethacrylate/t-butylacrylate/acrylamide, 2-trimethylammonioethylmethacrylate/n-decyl-acrylate/acrylamide, 2-trimethylammonioethylmethacrylate/n-decylmethacrylate/methacrylamide, 2-trimethylammonioethylmethacrylate/N-t-butyl-methacrylamide/methacrylamide and 2-trimethylammonioethylmethacrylate/N-n-butyl-methacrylamide/methacrylamide.

The composition of the copolymers to be administered can vary substantially. The copolymer can comprise from about 95 mole percent to about 5 mole percent, preferably from about 20 mole percent to about 80 mole percent, of a monomer of Formula I. The copolymer can also comprise from about 95 mole percent to about 5 mole percent, preferably from about 20 mole percent to about 80 mole percent, of a hydrophobic monomer.

The polymers of use in the present method are preferably substantially nonbiodegradable and nonabsorbable. That is, the polymers do not substantially break down under physiological conditions into fragments which are absorbable by body tissues. The polymers preferably have a nonhydrolyzable backbone, which is substantially inert under conditions encountered in the target region of the body, such as the gastrointestinal tract.

Other examples of polymers which are of use in the present method are disclosed in U.S. Patent Application Serial Nos. 08/482,969, 08/258,477,

08/258,431, 08/469,659 and 08/471,769, the contents of each of which are incorporated herein by reference.

The polymer to be administered will, preferably, be of a molecular weight which is suitable for the intended mode of administration and allows the polymer to reach and remain within the targeted region of the body for a period of time sufficient to interact with the toxin associated with the pathogen. For example, a method for treating an intestinal infection should utilize a polymer of sufficiently high molecular weight to resist absorption, partially or completely, from the gastrointestinal tract into other parts of the body. The polymers can have molecular weights ranging from about 500 Daltons to about 500,000 Daltons, preferably from about 2,000 Daltons to about 150,000 Daltons.

The polymers which are useful in the present method can be prepared by known methods. A first method includes the direct polymerization of a monomer, such as trimethylammonioethylacrylate chloride, or a set of two or more monomers, such as trimethylammonioethylacrylate chloride, N-n-butylacrylamide and acrylamide. This can be accomplished via standard methods of free radical, cationic or anionic polymerization which are well known in the art. Due to reactivity differences between two monomers, the composition of a copolymer produced in this way can differ from the composition of the starting mixture. This reactivity difference can also result in a non-random distribution of monomers along the polymer chain.

A second method proceeds via the intermediacy of an activated polymer comprising labile side chains which are readily substituted by a desired side chain. An example of a suitable activated polymer is the succinimide ester of polyacrylic acid, poly(N-acryloyloxysuccinimide) (also referred to hereinafter as "pNAS"), which reacts with nucleophiles such as a primary amine to form a N-substituted polyacrylamide. Another suitable activated polymer is poly(para-nitrophenylacrylate), which reacts with amine nucleophiles in a similar fashion.

A copolymer having a polyacrylamide backbone comprising amide nitrogens bearing two different substituents can be prepared by treating pNAS with less than one equivalent (relative to N-acryloyloxysuccinimide monomer) of a first primary amine, producing a poly(N-substituted acrylamide-co-N-acryoyloxysuccinimide) copolymer. Remaining N-acryoyloxysuccinimide monomer can then be reacted with, for example, an excess of a second primary amine to produce a polyacrylamide

copolymer having two different N-substituents. A variety of copolymer compositions can, thus, be obtained by treating the activated polymer with different proportions of two or more amines.

Polymers suitable for use in the present method can also be prepared by
5 addition of a side chain to a preformed polymer. For example, poly(ethyleneimine), poly(allylamine) and poly(vinylamine) can each be alkylated at the amino nitrogen by one or more alkylating agents. For example, a fraction of the amino groups can be alkylated using an alkylating agent such as a normal or branched C₃-C₂₄-alkyl halide, such as n-decyl bromide, or an (X-alkyl)ammonium salt, wherein X
10 represents a suitable leaving group, such as a halide, a tosylate or a mesylate group. These compounds can be prepared by the reaction of an appropriate dihaloalkane, such as a bromochloroalkane, with a tertiary amine. Suitable alkylating agents of this type include the following:

- (4-bromobutyl)dioctylmethylammonium bromide;
- 15 (3-bromopropyl)dodecyldimethylammonium bromide;
- (3-chloropropyl)dodecyldimethylammonium bromide;
- (3-bromopropyl)octyldimethylammonium bromide;
- (3-chloropropyl)octyldimethylammonium bromide;
- (3-iodobutyl)dioctylmethylammonium bromide;
- 20 (2,3-epoxypropyl)decyldimethylammonium bromide;
- (3-chloropropyl)decyldimethylammonium bromide;
- (5-tosylpentyl)dodecyldimethylammonium bromide;
- (6-bromohexyl)octyldimethylammonium bromide;
- (12-bromododecyl)decyldimethylammonium bromide;
- 25 (3-bromopropyl)tridecylammonium bromide;
- (3-bromopropyl)docosyldimethylammonium bromide;
- (6-bromohexyl)docosyldimethylammonium bromide;
- (4-chlorobutyl)dodecyldimethylammonium bromide;
- (3-chloropropyl)octadecyldimethylammonium bromide;
- 30 (3-chloropropyl)hexyldimethylammonium bromide;
- (3-chloropropyl)methyldioctylammonium bromide;
- (3-chloropropyl)methyldidecylammonium bromide;
- (3-chloropropyl)cyclohexyldimethylammonium bromide;
- (3-bromopropyl)heptyldimethylammonium bromide;

- (3-bromopropyl)dimethylnonylammonium bromide;
(6-bromohexyl)dimethylundecylammonium bromide;
(4-chlorobutyl)heptyldimethylammonium bromide;
(3-chloropropyl)dimethylundecylammonium bromide;
5 (3-chloropropyl)tetradecyldimethylammonium bromide; and
1-(3-chloropropyl)pyridinium bromide.

Each of the alkylating agents described above can also be prepared and used as a salt in combination with an anion other than bromide. For example, these and similar alkylating agents can be prepared and used as salts with a wide range of
10 anions, including chloride, iodide, acetate, p-toluenesulfonate and methanesulfonate.

When substituents are added to the polymer by way of an alkylating agent as described above, the extent of alkylation can be determined by methods which are well known in the chemical arts. The increase in polymer mass due to alkylation provides a measure of the extent of alkylation. For example, in a reaction between
15 poly(allylamine) and 1-bromohexane, a product/starting polymer mass ratio of about 3.9, 2.5 and 1.7 represent approximately 100%, 50% and 25% alkylation, respectively. The degree of alkylation can also be determined by elemental analysis of the product polymer. In this case, the carbon/nitrogen (C/N) mass ratio is a direct
20 measure of the degree of alkylation. For example, the reaction of poly(allylamine) with 1-bromohexane yields a product with a higher C/N mass ratio than that of the starting polymer. Product C/N mass ratios of about 7.7, 5.1 and 3.9 represent, approximately, 100%, 50% and 25% alkylation, respectively.

As discussed below in Example 56, several polymers described herein were tested for *in vitro* activity against Shiga toxins 1 and 2 and exhibited excellent toxin-
25 inhibiting properties.

The invention will now be further and specifically described by the following examples.

EXAMPLES

The following abbreviations are used throughout the examples to denote the
30 following monomers: MAPTAC, N-(3-trimethylammoniopropyl)methacrylamide chloride; TMAEMC, 2-trimethylammonioethylmethacrylate chloride; HEMA, 2-hydroxyethylmethacrylate; TMAEAC, 2-trimethylammonioethylacrylate chloride.

The copolymers and terpolymers of the following examples are given nominal compositions which correspond to the molar ratios of starting monomers in the copolymerization mixture.

Example 1 Synthesis of poly(N-acryloyloxysuccinimide) (pNAS)

5 A solution of N-acryloyloxysuccinimide (25.0 g, 148 mmole) in 100 mL dry DMF was degassed by nitrogen purging and simultaneously heated to 60 °C. To the reaction mixture was added azobisisobutyronitrile (AIBN) (120 mg, 0.005 equivalents with respect to monomer). The reaction was allowed to proceed for 24 hours at 60 °C. The polymer solution was cooled to room temperature and poured
10 into rapidly stirred THF. The resulting white precipitate was filtered, washed with THF and dried *in vacuo*.

Example 2 Synthesis of poly(N-(3-dimethylamino-propyl)acrylamide-co-N-n-butylacrylamide)

To a solution of 3.0 g (17.75 mmole) pNAS in 20 mL dry DMF was added
15 0.6 g (3.55 mmole) n-butylamine. The resulting solution was stirred at room temperature for 14 hours, and then heated at 60 °C for 4 hours. After the solution was cooled to room temperature, 9.05 g (89 mmole) 3-dimethylaminopropylamine was added, and the resulting solution was stirred at room temperature for 2 hours, then heated to 60 °C for 20 hours. After cooling to room temperature, the solution
20 was diluted with 25 mL water, and dialyzed against water for 24 hours. The solution was then lyophilized to afford poly(N-(3-dimethylaminopropyl-acrylamide)-co-N-n-butylacrylamide) as a tacky white solid.

Example 3 Synthesis of poly(N-(3-trimethylammoniopropyl)acrylamide-co-N-n-butylacrylamide) iodide

25 To a suspension of poly(3-dimethylaminopropyl-acrylamide-co-N-n-butylacrylamide) in methanol was added 0.5 g methyl iodide. The resulting mixture was stirred for 3 hours, and gradually became homogeneous. After stirring for another 12 hours, the solvent was removed under reduced pressure and the polymer was washed with dry hexane.

Example 4 Synthesis of poly(N-(2-hydroxyethyl)acrylamide-co-N-(6-trimethylammoniohexyl)acrylamide) bromide

To a solution of 2.48 g (15 mmole) pNAS in 5 mL DMF was added 1.00 g (3 mmole) 1-trimethylammonium-6-hexanamine bromide. The solution was stirred at room temperature for 4 hours and then heated at 60 °C for 20 hours. The solution was cooled to room temperature, and then 8.95 g (150 mmole) 2-ethanolamine was added. The resulting mixture was heated to 80 °C for 20 hours, cooled to room temperature and diluted with 10 mL water. The solution was dialyzed against water for 24 hours, then lyophilized, yielding the polymer as a brittle white solid.

10 Example 5 Synthesis of poly(TMAEAC)

A solution of 48.25 g (0.25 mol) 2-trimethylammonioethylacrylate chloride in 400 mL isopropanol was degassed by nitrogen purging and heated to 35 °C. To this stirred solution was added a solution of 0.8 g potassium persulfate in 10 mL distilled water. A slight exotherm was observed. The solution was stirred at 35 °C for 6 hours, then cooled to room temperature. The solution was added to hexanes and the resulting precipitate was isolated by filtration.

Example 6 Synthesis of poly(decamethylenedimethylammonium-co-ethylenedimethylammonium) bromide

N,N,N',N'-tetramethylethylenediamine (10.0 g, Aldrich), 1,10-dibromodecane (25.8 g, Aldrich) and methanol (100 mL) were placed into a three-neck 250 mL round bottom flask. The mixture was heated with gentle stirring to 65 °C for 6 days, at which point methanol (40 mL) was added, and the mixture was refluxed for an additional 2 days. The mixture was then dripped into acetone, forming a solid that was collected by filtration, rinsed with acetone, and dried in a vacuum oven to yield 30.9 g of product.

Example 7 Synthesis of poly(TMAEMC-co-styrene) 75/25

A 500 mL round bottomed flask was charged with trimethylammonioethylmethacrylate chloride (26.0 g of a 70 wt% aqueous solution, 18.2 g), styrene (6.0 g) and isopropanol (150 mL). The solution was degassed by the addition of a rapid stream of nitrogen for 10 minutes, followed by the addition of AIBN (0.5 g). The

solution was degassed for a further thirty minutes and, while continuing the addition of nitrogen, the solution was heated to 70 °C, and the temperature maintained for 17 h. The polymer began to precipitate within 2 h, and by the completion of the reaction a sticky white precipitate had formed. The reaction mixture was cooled, the
5 isopropanol was decanted from the polymer, and the polymer was dissolved in methanol. Dropwise addition of the methanol solution to ethyl acetate (1200 mL) caused the polymer to precipitate as a fine white powder which was recovered by filtration.

Example 8 Synthesis of poly(TMAEMC-co-N-isopropylacrylamide) (67/33)

10 A 500 mL round bottomed flask was charged with trimethylammonioethylmethacrylate chloride (14.5 g of a 70 wt% aqueous solution, 10.0 g), N-isopropylacrylamide (5.0 g) and isopropanol (150 mL). The solution was degassed by the addition of a rapid stream of nitrogen for 10 minutes, followed by the addition of AIBN (0.5 g). The solution was degassed for a further 60 minutes.
15 The reaction mixture was heated to 70 °C, and the temperature maintained for 16 h. The polymer partially precipitated over the course of the reaction. Upon cooling, the isopropanol was decanted from the polymer, and the polymer was dissolved in methanol. Precipitation of the methanol solution dropwise into ethyl acetate (1200 mL) caused the polymer to be deposited as white curds which were recovered
20 by filtration, washed with ethyl acetate, and dried *in vacuo*.

Additional TMAEMC/N-isopropylacrylamide copolymers were prepared by a similar method with the starting monomers in the following ratios:

TMAEMC/N-isopropylacrylamide = 40/60, 25/75 and 15/85.

Example 9 Synthesis of poly(MAPTAC-co-styrene) 75/25

25 To isopropanol (150 mL) was added a solution of N-(3-trimethylammoniopropyl)methacrylamide chloride in water (50 wt% solution, 24.0 g, 12.0 g of monomer). To this solution was added styrene (6.0 g), followed by the addition of AIBN (0.5 g). The homogeneous solution was degassed by bubbling a stream of nitrogen through it for 30 minutes. The solution was heated to 70 °C for
30 15 h. The polymer partially precipitated as the reaction proceeded. The solution was cooled, the isopropanol was decanted off, the white solid was washed with isopropanol (50 mL). The isopropanol was decanted a second time, and the solid was

dissolved in methanol (150 mL). The clear solution was added dropwise to ethyl acetate, causing the polymer to be precipitated as a white powder. The polymer was recovered by filtration, washed with 50 mL of ethylacetate and air dried.

An additional MAPTAC/styrene copolymer was prepared by a similar
5 method employing a 50/50 mixture of starting monomers.

Example 10 Synthesis of poly(TMAEMC-co-heptafluorobutylacrylate) 75/25

A 500 mL round bottomed flask was charged with 2-trimethylammonio-ethylmethacrylate chloride (26.0 g of a 70wt% aqueous solution, 18.2 g), heptafluorobutylacrylate (6.0 g) and isopropanol (150 mL). The solution was
10 degassed by the addition of a rapid stream of nitrogen for 10 minutes, followed by the addition of AIBN (0.5 g)..The solution was degassed for a further thirty minutes and, continuing the addition of nitrogen, the solution was heated to 70 °C. The temperature was maintained for 17 h. The polymer began to precipitate within 1 h, and by the completion of the reaction a sticky white precipitate had formed. The
15 reaction mixture was cooled, the propanol was decanted from the polymer, and the polymer was dissolved in methanol (100 mL). Precipitation of the methanol solution dropwise into ethyl acetate (1200 mL) caused the polymer to be deposited as a white solid which was recovered by filtration.

Example 11 Synthesis of poly(MAPTAC-co-N-t-butylacrylamide) 75/25

To a 500 mL round-bottom, three-neck flask fitted with a thermocouple, reflux condenser, and septum was added 36.4 g of a 50% aqueous solution of N-(3-trimethylammonium-propyl)methacrylamide chloride and 6 g of N-t-butyl-
20 acrylamide followed by 150 mL of isopropanol. The solution was purged with nitrogen for 1 hour and 0.5 g AIBN was added. The mixture was purged for ~15
25 minutes until all of the AIBN dissolved. The solution was heated to 75 °C under nitrogen for 16 hours.

The resulting reaction mixture consisted of two phases. The turbid liquid phase was decanted from the bulk of the reaction which was a white sticky solid phase. The liquid was precipitated into 1200 mL of ethyl acetate and filtered by
30 vacuum filtration through a Buchner funnel. The white hygroscopic precipitate was dried *in vacuo*. The solid phase was dissolved in methanol and precipitated into

1200 mL of ethyl acetate and filtered by vacuum filtration to yield a white powder which was stored under vacuum.

Additional MAPTAC/N-t-butylacrylamide copolymers were prepared by a similar method beginning with the starting monomers in the following ratios: N-(3-
5 trimethylammoniopropyl)methacrylamide/N-t-butyl-acrylamide = 60/40, 50/50, 40/60, and 25/75.

Example 12 Synthesis of poly(N-decylallylamine-co-N-(4-trimethylammonibutyl)allylamine)

To a solution of poly(allylamine).HCl (20.15 g of a 50 wt% aqueous
10 solution) was added sodium hydroxide (5.64 g) as a solid. The solution was stirred for 40 minutes, filtered and the filter cake was washed with methanol (15 mL). The solution was further diluted with methanol (25 mL) and to the solution was added 1-bromodecane (7.73 g, 35 mmol) and (1-trimethylamino-4-bromobutane) chloride (9.13 g, 35 mmol). A solution was prepared of sodium hydroxide (2.8 g, 70 mmol)
15 in water (5 mL). This solution was added to the reaction mixture in four portions at thirty minute intervals. The solution was then stirred at room temperature for 24 h, followed by dialysis against deionized water and freeze-dried. A total of 23.2 g of a glassy, hygroscopic solid was recovered.

Example 13 Synthesis of poly(TMAEMC-co-N-t-butylacrylamide) 57/43

To a 500 mL round-bottom, three-neck flask fitted with a thermocouple, reflux condenser, and septum was added 18.20 g of a 70% aqueous solution of 2-trimethylammonium-ethylmethacrylic chloride and 9.7 g of N-t-butylacrylamide followed by 150 mL of isopropanol. The solution was purged with nitrogen for 1 hour and 0.5 g AIBN was added. The mixture was purged for ~15 minutes until all
25 of the AIBN dissolved. The solution was heated to 75° C under nitrogen for 16 hours.

The resulting reaction mixture consisted of two easily separable phases. The liquid phase was decanted from the bulk of the reaction which was a white solid. The liquid was precipitated into 1200 mL of ethyl acetate and filtered by vacuum
30 filtration through a Buchner funnel. The white precipitate was dried in vacuo and weighed: fraction A, 10.1 g (45.1% yield based on 22.4 g monomers added). The solid phase was dissolved in methanol and precipitated into 600 mL of ethyl acetate

and filtered by vacuum filtration to yield fraction B, 5.81 g of a white powder (25.9% yield) which was dried under vacuum.

TMAEMC/N-t-Butylacrylamide copolymers were also prepared by a similar method with the starting monomers in the following ratios:

- 5 TMAEMC/N-t-Butylacrylamide = 63/37, 50/50, 40/60, 25/75, 15/85 and 5/95.

Example 14 Synthesis of poly(MAPTAC-co-N-n-decylacrylamide) 75/25

To a 500 mL round-bottom, three-neck flask fitted with a thermocouple, reflux condenser, and septum was added 36.4 g of a 50% aqueous solution of N-(3-trimethylammoniopropyl)methacrylamide chloride and 6 g of N-n-decylacrylamide
10 followed by 150 mL of isopropanol. The solution was purged with nitrogen for 1 hour and 0.5 g AIBN was added. The mixture was purged for 15 minutes until all of the AIBN dissolved. The solution was heated to 75° C under nitrogen for 16 hours.

The reaction mixture consisted of two easily separable phases. The clear, yellow liquid phase was precipitated into 1200 mL of ethyl acetate. The precipitate
15 was isolated by filtration and dried under vacuum to yield 2.14 g of a yellow powder, fraction A (8.84% yield). Methanol was added to the creamy yellow reaction precipitate and the resulting turbid yellow solution was precipitated into 1200 mL of ethyl acetate. The white precipitate was isolated by filtration and dried under vacuum to yield fraction B, 17.22 g, as a slightly yellow powder (71.2%
20 yield).

Additional MAPTAC/N-n-decylacrylamide copolymers were prepared by a similar method with the starting monomers in the following ratios: MAPTAC/N-n-decylacrylamide = 60/40, 50/50, and 40/60.

Example 15 Synthesis of poly(TMAEMC-co-pentafluorostyrene) 75/25

To a 500 mL round-bottom, three-neck flask fitted with a thermocouple, reflux condenser, and septum was added 26.0 g of a 70% aqueous solution of 2-trimethylammonium-ethylmethacrylate chloride and 6 g of pentafluorostyrene
25 followed by 150 mL of isopropanol. The solution was purged with nitrogen for 1 hour and 0.5 g AIBN was added. The mixture was purged for ~15 minutes until all
30 of the AIBN dissolved. The solution was heated to 75° C under nitrogen for 16 hours.

The reaction mixture consisted of two phases. The turbid solution was discarded. The bulk of the reaction, consisting of a white solid mass at the bottom of the flask, was dissolved in methanol. The resulting clear solution was precipitated into 1200 mL of ethyl acetate. The white precipitate was isolated by vacuum filtration to yield 20.39 g of a fine white powder (84.3% yield).

Additional TMAEMC/pentafluorostyrene copolymers were prepared by a similar method with the starting monomers in the following ratios:
TMAEMC/pentafluorostyrene = 60/40 and 50/50.

Example 16 Synthesis of poly(MAPTAC-co-pentafluorostyrene) 75/25

To a 500 mL round-bottom, three-neck flask fitted with a thermocouple, reflux condenser, and septum was added 36.3 g of a 50% aqueous solution of N-(3-trimethylammonioethyl)acrylamide chloride and 6 g of pentafluorostyrene followed by 150 mL of isopropanol. The solution was purged with nitrogen for 1 hour and 0.5 g AIBN was added. The mixture was purged for ~15 minutes until all of the AIBN dissolved. The solution was heated to 75° C under nitrogen for 16 hours.

The reaction mixture consisted of a turbid solution with a white precipitate. The supernatant was discarded. The white reaction precipitate was dissolved in methanol and the resulting clear solution was precipitated into 1200 mL of ethyl acetate. The white precipitate was isolated by filtration and dried under vacuum to yield 12.81 g of a fine white powder (52.9% yield).

Additional MAPTAC/pentafluorostyrene copolymers were prepared by a similar method with the starting monomers in the following ratios:
MAPTAC/pentafluorostyrene = 60/40 and 50/50.

Example 17 Synthesis of MAPTAC/N-t-Butylacrylamide/HEMA Terpolymer 33/33/33

To a 500 mL round-bottom, three-neck flask fitted with a thermocouple, reflux condenser, and septum was added 150 mL of isopropanol followed by 16.1 g of a 50% aqueous solution of N-(3-trimethylammonioethyl)acrylamide chloride, 8 g of N-t-butylacrylamide, and 8 g of 2-hydroxyethylmethacrylate. The solution was purged with nitrogen for 1 hour and 0.5 g of AIBN was added. The

mixture was purged for ~15 min until all of the AIBN dissolved. The solution was heated to 75 °C under nitrogen for 16 hours.

The reaction mixture consisted of a turbid solution with a white latex in the bottom of the flask. The solution was precipitated into 1200 mL of ethyl acetate.

5 The white precipitate was isolated by filtration to yield a sticky white powder which was dried under vacuum to yield 10.43 g of a lumpy white solid (fraction A) (43.1% yield). The white reaction precipitate was dissolved in methanol and precipitated into 1200 mL of ethyl acetate. The precipitate was isolated by filtration and dried under vacuum to yield 8.89 g of a fine white powder (fraction B) (36.7% yield).

10 Additional MAPTAC/N-t-butylacrylamide/HEMA terpolymers were prepared by a similar method beginning with the following ratios of the starting monomers: MAPTAC/N-t-Butylacrylamide/HEMA = 28/43/28, 23/53/23, and 18/63/18.

Example 18 Synthesis of MAPTAC/N-Isopropylacrylamide/HEMA Terpolymer
15 18/63/18

To a 500 mL round-bottom, three-neck flask fitted with a thermocouple, reflux condenser, and septum was added 150 mL of isopropanol followed by 8.9 g of a 50% aqueous solution of N-(3-trimethylammoniopropyl)methacrylamide chloride, 15.3 g of N-iso-propylacrylamide, and 4.4 g of 2-hydroxyethyl-
20 methacrylate. The solution was purged with nitrogen for 1 hour and 0.5 g of AIBN was added. The mixture was purged for 15 min until all of the AIBN dissolved. The solution was heated to 75 °C under nitrogen for 16 hours.

The clear slightly pink reaction solution was precipitated into 1200 mL of ethyl acetate. The precipitate was isolated by filtration to yield a sticky white solid
25 which was dried under vacuum to yield 14.42 g of a hard clear/white granular solid (59.6% yield).

Example 19 Synthesis of MAPTAC/N-Decylacrylamide/HEMA Terpolymer
33/33/33

To a 500 mL round-bottom, three-neck flask fitted with a thermocouple,
30 reflux condenser, and septum was added 150 mL of isopropanol followed by 16.1 g of a 50% aqueous solution of N-(3-trimethylammoniopropyl)methacrylamide chloride, 8 g of N-decylacrylamide, and 8 g of 2-hydroxyethylmethacrylate. The

solution was purged with nitrogen for 1 hour and 0.5 g of AIBN was added. The mixture was purged for ~15 min until all of the AIBN dissolved. The solution was heated to 75 °C under nitrogen for 16 hours.

The reaction mixture consisted of two phases. The clear yellow solution was precipitated into 1200 mL of ethyl acetate. The precipitate was isolated by filtration. The sticky yellow precipitate was dried under vacuum and the resulting brittle clear yellow foam was crushed to yield 4.98 g of a fine yellow granular powder (fraction A) (20.6% yield). The white reaction latex was dissolved in methanol and precipitated into 1200 mL of ethyl acetate. The precipitate was isolated by filtration and dried under vacuum to yield 10.24 g of a slightly yellow granular solid (fraction B) (42.3% yield).

Additional MAPTAC/N-Decylacrylamide/HEMA terpolymers were prepared by a similar method beginning with the following ratios of starting monomers: MAPTAC/N-Decylacrylamide/HEMA = 28/43/28, 23/53/23, and 18/63/18.

Example 20 Synthesis of TMAEAC/n-Butylacrylate/Acrylamide Terpolymer 10/30/60

To a 500 mL round-bottom, three-neck flask fitted with a thermocouple, reflux condenser, and septum was added 150 mL of isopropanol followed by 4.84 g of a 50% aqueous solution of 2-trimethylammonioethylacrylate chloride, 7.26 g of n-butylacrylate, and 14.52 g of acrylamide. The solution was purged with nitrogen for 1 hour and 0.5 g AIBN was added. The mixture was purged for ~15 minutes until all of the AIBN dissolved. The solution was heated to 75°C under nitrogen for 16 hours.

The resulting white reaction mixture was filtered by vacuum filtration through a Buchner funnel to yield a white powder. The powder was washed with isopropanol and dried under vacuum to yield 21.57 g of a fine white powder (89.1% yield based on 24.2 g of monomers).

Additional TMAEAC/n-butylacrylate/acrylamide terpolymers were prepared by a similar method beginning with the following ratios of starting monomers: TMAEMC/n-butylacrylate/acrylamide = 20/20/60 and 30/10/60.

Example 21 Synthesis of TMAEAC/t-Butylacrylate/Acrylamide Terpolymer
10/30/60

To a 500 mL round-bottom, three-neck flask fitted with a thermocouple, reflux condenser, and septum was added 150 mL of isopropanol followed by 4.84 g
5 of a 50% aqueous solution of 2-trimethylammonioethylacrylate chloride, 7.26 g of t-butylacrylate, and 14.52 g of acrylamide. The solution was purged with nitrogen for 1 hour and 0.5 g AIBN was added. The mixture was purged for ~15 minutes until all of the AIBN dissolved. The solution was heated to 75°C under nitrogen for 16 hours.

10 The resulting white reaction mixture was filtered by vacuum filtration through a Buchner funnel to yield a white powder. The powder was washed with isopropanol and dried under vacuum to yield 21.13 g of a white powder (87.3% yield).

Additional TMAEAC/t-butylacrylate /acrylamide terpolymers were prepared
15 by a similar method beginning with the following ratios of starting monomers: TMAEAC/t-butylacrylate/acrylamide = 20/20/60 and 30/10/60.

Example 22 Synthesis of TMAEAC/n-Decylacrylate/Acrylamide Terpolymer
10/30/60

To a 500 mL round-bottom, three-neck flask fitted with a thermocouple,
20 reflux condenser, and septum was added 150 mL of isopropanol followed by 4.84 g of a 50% aqueous solution of 2-trimethylammonioethylacrylate chloride, 7.26 g of n-decylacrylate, and 14.52 g of acrylamide. The solution was purged with nitrogen for 1 hour and 0.5 g AIBN was added. The mixture was purged for ~15 minutes until all of the AIBN dissolved. The solution was heated to 75°C under nitrogen for
25 16 hours.

The resulting white reaction mixture was filtered by vacuum filtration through a Buchner funnel to yield a white powder. The powder was washed with isopropanol and dried under vacuum to yield 21.52 g of a fine white powder (89% yield).

30 Additional TMAEAC/n-decylacrylate /acrylamide terpolymers were prepared by a similar method beginning with the following ratios of starting monomers: TMAEAC/n-decylacrylate/acrylamide = 20/20/60, and 30/10/60.

Example 23 Synthesis of MAPTAC/N-t-Butylmethacrylamide/Methacrylamide
Terpolymer 10/30/60

To a 500 mL round-bottom, three-neck flask fitted with a thermocouple, reflux condenser, and septum was added 150 mL of isopropanol followed by 4.84 g
5 of a 50% aqueous solution of N-(3-trimethylammoniopropyl)methacrylamide chloride, 7.26 g of N-t-butylmethacrylamide, and 14.52 g of methacrylamide. The solution was purged with nitrogen for 1 hour and 0.5 g of AIBN was added. The mixture was purged for ~15 min until all of the AIBN dissolved. The solution was heated to 75°C under nitrogen for 16 hours.

10 The white reaction mixture was too difficult to filter by vacuum filtration so centrifugation techniques were employed instead. The reaction mixture was poured into 50 mL centrifuge tubes and centrifuged. The supernatant was discarded. Isopropanol was added to the polymer and the mixture was stirred and centrifuged. The supernatant was discarded and the white solids were combined and dried under
15 vacuum to yield 14.99 g of a slightly buff powder (61.9% yield).

Additional MAPTAC/N-t-butylmethacrylamide/ methacrylamide terpolymers were prepared by a similar method beginning with the following ratios of starting monomers: MAPTAC/N-t-butylmethacrylamide/methacrylamide = 20/20/60, 33/33/33 and 30/10/60.

20 Example 24 Synthesis of MAPTAC/n-Decylmethacrylate/Methacrylamide
Terpolymer 10/30/60

To a 500 mL round-bottom, three-neck flask fitted with a thermocouple, reflux condenser, and septum was added 150 mL of isopropanol followed by 4.84 g
25 of a 50% aqueous solution of N-(3-trimethylammoniopropyl)methacrylamide chloride, 7.26 g of n-decylmethacrylate, and 14.52 g of methacrylamide. The solution was purged with nitrogen for 1 hour and 0.5 g of AIBN was added. The mixture was purged for ~15 min until all of the AIBN dissolved. The solution was heated to 75°C under nitrogen for 16 hours.

The isopropanol was decanted leaving a white chunky powder. Isopropanol
30 was added and the mixture was poured into 50 mL centrifuge tubes and centrifuged. The supernatant was discarded. Isopropanol was added to the polymer and the mixture was stirred and centrifuged. The supernatant was discarded and the white

solids were combined and dried under vacuum to yield 18.50 g of a granular white solid (76.4% yield).

Additional MAPTAC/N-decylmethacrylamide/methacrylamide terpolymers were prepared by a similar method beginning with the following ratios of starting
5 monomers: MAPTAC/N-decylmethacrylamide/methacrylamide = 20/20/60,
33/33/33 and 30/10/60.

Example 25 Synthesis of TMAEMC/n-Decylmethacrylate/Methacrylamide
Terpolymer 10/30/60

To a 500 mL round-bottom, three-neck flask fitted with a thermocouple,
10 reflux condenser, and septum was added 150 mL of isopropanol followed by 3.46 g
of a 70% aqueous solution of 2-trimethylammonioethylmethacrylate chloride, 7.26 g
of n-decylmethacrylate, and 14.52 g of methacrylamide. The solution was purged
with nitrogen for 1 hour and 0.5 g AIBN was added. The mixture was purged for
~15 minutes until all of the AIBN dissolved. The solution was heated to 75°C under
15 nitrogen for 16 hours.

The white reaction mixture was poured into 50 mL centrifuge tubes and
centrifuged. The supernatant was discarded. Isopropanol was added to the polymer
and the mixture was stirred and centrifuged. The supernatant was discarded and the
white solids were combined and dried under vacuum to yield 10.29 g of a hard white
20 solid (42.5% yield).

Additional TMAEMC/N-n-decylmethacrylamide/ methacrylamide
terpolymers were prepared by a similar method beginning with the following ratios
of starting monomers: TMAEMC/N-n-decylmethacrylamide/methacrylamide =
20/20/60, 33/33/33 and 30/10/60.

25 Example 26 Synthesis of TMAEMC/N-t-Butylmethacrylamide/Methacrylamide
Terpolymer 10/30/60

To a 500 mL round-bottom, three-neck flask fitted with a thermocouple,
reflux condenser, and septum was added 150 mL of isopropanol followed by 3.46 g
of a 70% aqueous solution of 2-trimethylammonioethylmethacrylate chloride, 7.26 g
30 of N-t-butylmethacrylamide, and 14.52 g of methacrylamide. The solution was
purged with nitrogen for 1 hour and 0.5 g AIBN was added. The mixture was

purged for ~15 minutes until all of the AIBN dissolved. The solution was heated to 75°C under nitrogen for 16 hours.

The white reaction mixture was poured into 50 mL centrifuge tubes and centrifuged. The supernatant was discarded. Isopropanol was added to the polymer and the mixture was stirred and centrifuged. The supernatant was discarded and the white solids were combined and dried under vacuum to yield 18.35 g of a fine white powder (75.8% yield).

Additional TMAEMC/N-t-butylmethacrylamide/ methacrylamide terpolymers were prepared by a similar method beginning with the following ratios of starting monomers: TMAEMC/N-t-butylmethacrylamide/methacrylamide = 20/20/60, 33/33/33 and 30/10/60.

Example 27 Synthesis of TMAEMC/n-Butylmethacrylate/Methacrylamide
Terpolymer 10/30/60

To a 500 mL round-bottom, three-neck flask fitted with a thermocouple, reflux condenser, and septum was added 150 mL of isopropanol followed by 3.46 g of a 70% aqueous solution of 2-trimethylammonioethylmethacrylate chloride, 7.26 g of n-butylmethacrylate, and 14.52 g of methacrylamide. The solution was purged with nitrogen for 1 hour and 0.5 g AIBN was added. The mixture was purged for ~15 minutes until all of the AIBN dissolved. The solution was heated to 75°C under nitrogen for 16 hours.

The white reaction mixture was poured into 50 mL centrifuge tubes and centrifuged. The supernatant was discarded. Isopropanol was added to the polymer and the mixture was stirred and centrifuged. The supernatant was discarded and the white solids were combined and dried under vacuum to yield 20.99 g of a clumpy white powder (86.7% yield).

Additional TMAEMC/N-n-butylmethacrylamide/ methacrylamide terpolymers were prepared by a similar method beginning with the following ratios of starting monomers: TMAEMC/N-n-butylmethacrylamide/methacrylamide = 20/20/60 and 30/10/60.

Example 28 Synthesis of MAPTAC/n-Butylmethacrylate/Methacrylamide
Terpolymer 10/30/60

To a 500 mL round-bottom, three-neck flask fitted with a thermocouple, reflux condenser, and septum was added 150 mL of isopropanol followed by 4.84 g
5 of a 50% aqueous solution of N-(3-trimethylammoniopropyl)methacrylamide chloride, 7.26 g of n-butylmethacrylate, and 14.52 g of methacrylamide. The solution was purged with nitrogen for 1 hour and 0.5 g of AIBN was added. The mixture was purged for ~15 min until all of the AIBN dissolved. The solution was heated to 75°C under nitrogen for 16 hours.

10 The white reaction mixture was filtered by vacuum filtration to yield a white powder. The powder was washed with isopropanol and dried under vacuum to yield 22.20 g of a white powder (91.7% yield).

Additional MAPTAC/n-butylmethacrylate/methacrylamide terpolymers were prepared by a similar method beginning with the following ratios of starting
15 monomers: MAPTAC/n-butylmethacrylate/methacrylamide = 20/20/60 and 30/10/60.

Example 29 Synthesis of TMAEAC/n-Decylacrylamide/Acrylamide Terpolymer
33/33/33

To a 500 mL round-bottom, three-neck flask fitted with a thermocouple,
20 reflux condenser, and septum was added 150 mL of isopropanol followed by 16.13 g of a 50% aqueous solution of 2-trimethylammonioethylacrylate chloride, 8.06 g of n-decylacrylamide, and 8.06 g of acrylamide. The solution was purged with nitrogen for 1 hour and 0.5 g AIBN was added. The mixture was purged for ~15 minutes until all of the AIBN dissolved. The solution was heated to 75°C under
25 nitrogen for 16 hours.

The reaction mixture was precipitated into 1200 mL of ethyl acetate. The fine precipitate was filtered by vacuum filtration to yield a sticky yellow material. The light yellow solid was dissolved in methanol and precipitated into 1200 mL of ethyl acetate. The precipitate was filtered by vacuum filtration to yield 10.85 g of a
30 sticky, slightly yellow powder (44.8% yield).

Example 30 Synthesis of TMAEAC/N-t-Butylacrylamide/Acrylamide Terpolymer
33/33/33

To a 500 mL round-bottom, three-neck flask fitted with a thermocouple, reflux condenser, and septum was added 150 mL of isopropanol followed by 16.13 g
5 of a 50% aqueous solution of 2-trimethylammonioethylacrylate chloride, 8.06 g of N-t-butylacrylamide, and 8.06 g of acrylamide. The solution was purged with nitrogen for 1 hour and 0.5 g AIBN was added. The mixture was purged for ~15 minutes until all of the AIBN dissolved. The solution was heated to 75°C under nitrogen for 16 hours.

10 The reaction mixture consisted of a clear colorless solution with a small amount of white sticky solid. The clear solution was precipitated into 1200 mL of ethyl acetate. The white precipitate was filtered, dissolved in water, and lyophilized to yield 6.65 of a white powder (27.5% yield).

Example 31 Synthesis of TMAEAC/Styrene/Acrylamide Terpolymer 33/33/33

15 To a 500 mL round-bottom, three-neck flask fitted with a thermocouple, reflux condenser, and septum was added 150 mL of isopropanol followed by 16.13 g of a 50% aqueous solution of 2-trimethylammonioethylacrylate chloride, 8.06 g of styrene, and 8.06 g of acrylamide. The solution was purged with nitrogen for 1 hour and 0.5 g AIBN was added. The mixture was purged for ~15 minutes until all of the
20 AIBN dissolved. The solution was heated to 75°C under nitrogen for 16 hours.

The reaction mixture consisted of a clear colorless solution and a white solid. The clear solution was discarded. The solid was dissolved in methanol, and precipitated into ethyl acetate (1200 mL). A white precipitate formed which settled out of the solution as a sticky white solid. The ethyl acetate was decanted and the
25 solid dried by passing nitrogen through the flask. The solid was dissolved in water and lyophilized to yield 18.14 g of a fine white powder (75% yield).

Example 32 Synthesis of TMAEAC/n-Butylacrylate/Acrylamide Terpolymer
33/33/33

To a 500 mL round-bottom, three-neck flask fitted with a thermocouple,
30 reflux condenser, and septum was added 150 mL of isopropanol followed by 16.13 g of a 50% aqueous solution of 2-trimethylammonioethylacrylate chloride, 8.06 g of n-butylacrylate, and 8.06 g of acrylamide. The solution was purged with nitrogen

for 1 hour and 0.5 g AIBN was added. The mixture was purged for ~15 minutes until all of the AIBN dissolved. The solution was heated to 75°C under nitrogen for 16 hours.

The reaction mixture consisted of a clear colorless solution and a white chunky solid. The solution phase was discarded and the white solid dissolved in water, filtered and lyophilized to yield 12.84 g of a fine white powder (53.1% yield).

Example 33 Synthesis of TMAEAC/n-Decylacrylate/Acrylamide Terpolymer
33/33/33

To a 500 mL round-bottom, three-neck flask fitted with a thermocouple, reflux condenser, and septum was added 150 mL of isopropanol followed by 16.13 g of a 50% aqueous solution of 2-trimethylammonioethylacrylate chloride, 8.06 g of n-decylacrylate, and 8.06 g of acrylamide. The solution was purged with nitrogen for 1 hour and 0.5 g AIBN was added. The mixture was purged for ~15 minutes until all of the AIBN dissolved. The solution was heated to 75°C under nitrogen for 16 hours.

The white reaction mixture was precipitated into 1200 mL of ethyl acetate. The turbid solution was decanted and the polymer was dried with nitrogen, dissolved in water, and lyophilized to yield 8.79 g of fine white powder (36.3% yield).

Example 34 Synthesis of TMAEAC/t-Butylacrylate/Acrylamide Terpolymer
33/33/33

To a 500 mL round-bottom, three-neck flask fitted with a thermocouple, reflux condenser, and septum was added 150 mL of isopropanol followed by 16.13 g of a 50% aqueous solution of 2-trimethylammonioethylacrylate chloride, 8.06 g of t-butylacrylate, and 8.06 g of acrylamide. The solution was purged with nitrogen for 1 hour and 0.5 g AIBN was added. The mixture was purged for ~15 minutes until all of the AIBN dissolved. The solution was heated to 75°C under nitrogen for 16 hours.

The white reaction mixture was precipitated into 1200 mL of ethyl acetate. The turbid solution was decanted and the polymer was dried with nitrogen, dissolved in water, and lyophilized to yield 6.51 g of fine white powder (26.9% yield).

Example 35 Synthesis of TMAEMC/n-hexyl methacrylate (75/25)

2-Trimethylammonium ethyl methacrylic chloride (75 mol%, 1.875 mol, 389.49 g, 556.42 g 70% aqueous solution) and n-hexyl methacrylate (25 mol%, 0.625 mol, 106.425 g) were dissolved in ethanol (3750 ml). The clear, pale yellow solution was degassed for 1.25 h. AIBN (3 mol%, 75 mmol, 12.3 g) was added and the solution was degassed for an additional 45 min. The polymerization was run at 70°C for 16 h.

The polymer solution was precipitated into ethyl acetate (1:2). The polymer was redissolved in methanol (3500 ml) and reprecipitated into ethyl acetate (1:2). The sticky white polymer was washed with ethyl acetate (3000 ml). The polymer became brittle and was left overnight to dry in ethyl acetate (2000 ml). The resulting white brittle solid/powder was filtered, crushed, and dried in vacuo (426.1 g).

Example 36 Synthesis of TMAEMC/n-hexyl methacrylate (60/40)

2-Trimethylammonium ethyl methacrylic chloride (60 mol%, 1.5 mol, 311.595 g, 445.14 g 70% aqueous solution) and n-hexyl methacrylate (40 mol%, 1 mol, 170.28 g) were dissolved in methanol (3750 ml). The clear, pale yellow solution was degassed for 1.25 h. AIBN (3 mol%, 75 mmol, 12.3 g) was added and the solution was degassed for an additional 45 min. The polymerization was run at 65°C for 16 h.

The solution was precipitated into ethyl acetate (1:6). The polymer was redissolved in ethanol and reprecipitated into ethyl acetate (1:3). The polymer was washed twice with ethyl acetate (2000 ml total) to give a fine white precipitate.

The precipitate was dried in vacuo to yield a white powder (284.66 g).

Example 37 Synthesis of TMAEMC/styrene (55/45)

2-Trimethylammonium ethyl methacrylic chloride (55 mol%, 1.375 mol, 285.63 g, 408.04 g 70% aqueous solution) and styrene (45 mol%, 1.125 mol, 117.17 g, 128.9 ml) were dissolved in methanol (2500 ml). The clear, pale yellow solution was degassed for 1.25 h. AIBN (2 mol%, 50 mmol, 8.2 g) was added and the solution was degassed for an additional 45 min. The polymerization was run at 65°C for 16 h. The solution was precipitated into ethyl acetate (1:6). The white polymer was washed twice with ethyl acetate (2000 ml total). The powder was

redissolved in ethanol (1750 ml) and reprecipitated into ethyl acetate (1:3). The polymer was washed twice with ethyl acetate (2000 ml total) and filtered. The precipitate was dried *in vacuo* to yield a white powder (387.51 g).

Example 38 Reaction of Poly(vinylamine) with 10 mol% n-hexyl bromide

5 Poly(vinylamine) (3.48 mol, 150 g, 461.53 g 32.5% aqueous solution, Mw 23K) was dissolved in ethanol (900 ml) followed by the addition of n-hexyl bromide (10 mol%, 0.348 mol, 49 ml). The resulting clear yellow solution was heated to 70°C, and sodium hydroxide (32 g of a 50 wt% solution) was added in 4 equal portions at 1 hour intervals. Heating was continued for 16 h.

10 The clear orange reaction solution was precipitated into isopropanol acidified with 10% hydrochloric acid (4000 ml isopropanol/400 ml hydrochloric acid). The orange polymer was washed with isopropanol (1500 ml) and broken into small pieces. The polymer was redissolved in water (1250 ml) and poured into isopropanol (1:3). The resulting solution was milky with no precipitate. More
15 hydrochloric acid was added upon which fine white polymer precipitated. Hydrochloric acid was added until no further precipitate formed (122 ml). Isopropanol was added (2500 ml) to the precipitate/acidic isopropanol mixture and the mixture was allowed to stand overnight.

The precipitate was filtered and dried *in vacuo* (296.47 g).

20 Example 39 Reaction of Poly(ethyleneimine) with 20 mol% n-hexyl bromide

Poly(ethyleneimine) (8.12 mol, 350 g, 700 g 50% aqueous solution) was dissolved in ethanol (2100 ml) followed by n-hexyl bromide (1.62 mol, 268.2 g, 228.1 ml) to give a clear yellow solution. The solution was heated to 70°C, and sodium hydroxide (136 mL of a 50 wt% solution) was added in 4 equal portions at 1
25 hour intervals. Heating was continued for 16 h.

The slightly turbid yellow solution was precipitated into isopropanol acidified with 10% hydrochloric acid (1:4). The sticky precipitate was allowed to sit in ethyl acetate overnight. The ethyl acetate was decanted and the sticky yellow polymer was dissolved in a minimum amount of water and reprecipitated into
30 isopropanol (1:4). The precipitate was washed with ethanol and allowed to dry *in vacuo*. The resulting brittle polymer was crushed to yield a yellow powder (531.5 g).

Example 40 Reaction of Poly(ethyleneimine) with 10 mol% (4-bromobutyl) trimethylammonium bromide and 20 mol% 1-bromo-3-phenylpropane

(4-bromobutyl)trimethylammonium bromide was prepared by the reaction of
5 trimethylamine and 1,4-dibromobutane in methanol.

Poly(ethyleneimine) (8.12 mol, 350 g, 700 g of a 50% aqueous solution) was dissolved in ethanol (2100 ml) followed by (4-bromobutyl)trimethylammonium bromide (0.812 mol, 223.5 g) and 1-bromo-3-phenylpropane (1.63 mol, 247 ml). The slightly turbid yellow solution was heated to 70°C, and sodium hydroxide
10 (208 g of a 50 wt% solution) was added in 4 equal portions at 1 hour intervals. The solution was heated for a total of 16 h. for 16 h.

The turbid dark yellow reaction solution was precipitated into isopropanol acidified with 10% hydrochloric acid (1:3). The sticky yellow precipitate was washed twice with isopropanol (1000 ml), redissolved in water (2000 ml), and
15 reprecipitated into isopropanol (1:3). The sticky polymer was washed several times with isopropanol and dried *in vacuo*. The resulting brittle yellow polymer was crushed to yield a yellow granular powder (802.9 g).

Example 41 Reaction of Poly(allylamine) with 10 mol% (4-bromobutyl)trimethylammonium bromide and 10 mol% n-hexyl bromide

20 Poly(allylamine) hydrochloride (4.28 mol, 400 g, 800 g of a 50% aqueous solution) was dissolved in ethanol (850 ml) and heated to 75°C. Sodium hydroxide (66 mol%, 2.81 mol, 112.98 g, 225.98 g 50% aqueous solution) was added followed by water (500 ml) and (4-bromobutyl)trimethylammonium bromide (0.428 mol, 117.63 g). Sodium hydroxide (0.428 mol, 17.12 g, 34.26 g 50% aqueous solution)
25 was added in 4 equal portions over 4 h. The reaction was allowed to proceed for a total of 16 h.

Bromohexane (0.428 mol, 70.65 g) was added to the reaction mixture at 75°C. Sodium hydroxide (0.428 mol, 17.12 g, 34.26 g 50% aqueous solution) was added in 4 equal portions over 4 h and the reaction was allowed to proceed for a
30 total of 16 h.

The reaction solution was precipitated into isopropanol acidified with 20% hydrochloric acid (5000 ml). The precipitate was washed twice with isopropanol (3000 ml) and filtered.

The polymer was redissolved in water (500 ml) and reprecipitated into isopropanol (4000 ml). The precipitate was washed twice with isopropanol (4000 ml) and filtered. The polymer was dried *in vacuo* to yield a powder (600 g).

5 Example 42 Reaction of Poly(allylamine) with 10 mol% (3-chloropropyl)dimethyloctylammonium bromide

(3-chloropropyl)dimethyloctylammonium bromide was prepared by the reaction of 1-bromo-3-chloropropane and dimethyloctylamine in methanol.

Poly(allylamine) hydrochloride (4.28 mol, 400 g, 800 g of a 50% aqueous solution) was dissolved in ethanol (850 ml) and heated to 70°C. Sodium hydroxide
10 (66 mol%, 2.81 mol, 112.98 g, 225.98 g 50% aqueous solution) was added followed by water (500 ml), (3-chloropropyl)dimethyl-octylammonium bromide (0.428 mol, 134.61 g), and water (300 ml). Sodium hydroxide (0.428 mol, 17.12 g, 34.26 g 50% aqueous solution) was added in 4 equal portions over 4 h. The reaction was allowed to proceed for a total of 16 h.

15 The reaction solution was precipitated into ethanol acidified with 20% hydrochloric acid (5000 ml). The precipitate was washed with isopropanol (3000 ml) and filtered.

The polymer was redissolved in water (1000 ml) and reprecipitated into isopropanol (4000 ml). The precipitate was washed with isopropanol (4000 ml) and
20 filtered. The polymer was dried *in vacuo* to yield a powder (600 g).

Example 43 Reaction of Poly(allylamine) with 10 mol% (3-chloropropyl) dimethyloctylammonium bromide and 10 mol% benzyl bromide

Poly(allylamine) hydrochloride (4.28 mol, 400 g, 800 g of a 50% aqueous solution) was dissolved in ethanol (850 ml) and heated to 70°C. Sodium hydroxide
25 (66 mol%, 2.81 mol, 112.98 g, 225.98 g 50% aqueous solution) was added followed by water (500 ml), (3-chloropropyl)dimethyl-octylammonium bromide (0.428 mol, 134.61 g), and water (300 ml). Sodium hydroxide (0.428 mol, 17.12 g, 34.26 g 50% aqueous solution) was added in 4 equal portions over 4 h. The reaction was allowed to proceed for a total of 17 h.

30 Benzyl bromide (0.428 mol, 73.21 g, 50.91 ml) was added to the reaction mixture at 70°C. Sodium hydroxide (0.428 mol, 17.12 g, 34.26 g 50% aqueous

solution) was added in 4 equal portions over 4 h and the reaction was allowed to proceed for a total of 16 h.

The reaction solution was precipitated into isopropanol acidified with 20% hydrochloric acid (5000 ml). The precipitate was washed with isopropanol and
5 filtered.

The polymer was redissolved in water (500 ml) and reprecipitated into isopropanol (4000 ml). The precipitate was washed twice with isopropanol (4000 ml) and filtered. The polymer was dried *in vacuo* to yield a powder (600 g).

Example 44 Reaction of Poly(allylamine) with 10 mol% n-hexyl bromide

10 Poly(allylamine) hydrochloride (4.28 mol, 400 g, 800 g of a 50% aqueous solution) was dissolved in ethanol (850 ml) and heated to 75°C. Sodium hydroxide (66 mol%, 2.81 mol, 112.98 g, 225.98 g 50% aqueous solution) was added followed by water (500 ml) and n-hexyl bromide (0.428 mol, 70.65 g). Sodium hydroxide (0.428 mol, 17.12 g, 34.26 g 50% aqueous solution) was added in 4 equal portions
15 over 4 h. The reaction was allowed to proceed for a total of 16 h.

The reaction solution was precipitated into isopropanol acidified with 20% hydrochloric acid (5000 ml). The precipitate was washed twice with isopropanol (3000 ml) and filtered.

The polymer was redissolved in water (500 ml) and reprecipitated into
20 isopropanol (4000 ml). The precipitate was washed twice with isopropanol (4000 ml) and filtered. The polymer was dried *in vacuo* to yield a powder (600 g).

Example 45 Reaction of Poly(allylamine) with 10 mol% (bromomethyl)cyclohexane

25 Poly(allylamine) hydrochloride (4.28 mol, 400 g, 800 g 50% aqueous solution) was dissolved in ethanol (850 ml) and heated to 75°C. Sodium hydroxide (66 mol%, 2.81 mol, 112.98 g, 225.98 g 50% aqueous solution) was added followed by water (500 ml) and (bromomethyl)cyclohexane (0.428 mol, 75.79 g). Sodium hydroxide (0.428 mol, 17.12 g, 34.26 g 50% aqueous solution) was added in 4 equal portions over 4 h. The reaction was allowed to proceed for a total of 16 h.

The reaction solution was precipitated into isopropanol acidified with 20% hydrochloric acid (5000 ml). The precipitate was washed twice with isopropanol (3000 ml) and filtered.

The polymer was redissolved in water (500 ml) and reprecipitated into isopropanol (4000 ml). The precipitate was washed twice with isopropanol (4000 ml) and filtered. The polymer was dried *in vacuo* to yield a powder (500 g).

Example 46 Reaction of Poly(allylamine) with 10 mol% (3-bromopropyl) trimethylammonium bromide and 10 mol% benzyl bromide

Poly(allylamine) hydrochloride (4.28 mol, 400 g, 800 g 50% aqueous solution) was dissolved in ethanol (850 ml) and heated to 75°C. Sodium hydroxide (66 mol%, 2.81 mol, 112.98 g, 225.98 g 50% aqueous solution) was added followed by water (500 ml) and (3-chloropropyl)dimethyloctylammonium bromide (0.428 mol, 111.63 g) and water (300 ml). Sodium hydroxide (0.428 mol, 17.12 g, 34.26 g 50% aqueous solution) was added in 4 equal portions over 4 h. The reaction was allowed to proceed for a total of 16 h.

Benzyl bromide (0.428 mol, 73.21 g, 50.91 ml) was added to the reaction mixture at 70°C. Sodium hydroxide (0.428 mol, 17.12 g, 34.26 g 50% aqueous solution) was added in 4 equal portions over 4 h and the reaction was allowed to proceed for a total of 16 h.

The reaction solution was precipitated into isopropanol acidified with 20% hydrochloric acid (5000 ml). The precipitate was washed with isopropanol and filtered.

The polymer was redissolved in water (600 ml) and reprecipitated into isopropanol (4000 ml). The precipitate was washed twice with isopropanol (4000 ml) and filtered. The polymer was dried *in vacuo* to yield a powder (500 g).

Example 47 Reaction of Poly(ethyleneimine) with 10 mol% 1-(3-chloropropyl)pyridinium bromide

1-(3-chloropropyl)pyridinium bromide was prepared by the reaction of pyridine and 1-bromo-2-chloropropane. Pyridine (66 mL, 64.35 grams, 0.81 moles), 1,3-dibromopropane (166.23 grams, 0.82 moles) and tetrahydrofuran (150 mL) were added to a 1 L, round bottom flask equipped with air condensers and a magnetic stirring plate. The reagents were allowed to react at room temperature for 4 days.

The reaction became cloudy as precipitate accumulated. Solids were collected by vacuum filtration, resuspended in tetrahydrofuran (250 mL) and collected by vacuum filtration. Solids were dried under vacuum at 35°C for 24 hours. Yield 63.64 grams (0.27 moles, 30%).

- 5 Poly(ethyleneimine) (0.67 mol, 30 g, 60 g of a 50% aqueous solution) was diluted with water (160 ml). To this solution was added 1-(3-chloropropyl) pyridinium bromide (15.84 g, 67 mmol). The solution was heated to 65°C. Sodium hydroxide (67 mmol, 5.36 g of a 50 wt% solution) was added in four equal portions, spaced one hour apart. The solution was heated for a further 12 hours after the last
- 10 addition of sodium hydroxide (for a total heating time of 16 hours). The slightly cloudy yellow solution was cooled and precipitated into a solution of 12M hydrochloric acid (75 ml) in isopropanol (1 L). The polymer was recovered by filtration, redissolved in water (300 mL) and precipitated into isopropanol. The polymer was recovered by filtration and dried at 40°C *in vacuo*.

- 15 Example 48 Reaction of Poly(vinylamine) with 10 mol%
1-(3-chloropropyl)pyridinium bromide

Poly(vinylamine) (227 mmol, 10 g, 30 g of a 32.5wt% aqueous solution) was diluted with water (150 ml). To this solution was added 1-(3-chloropropyl) pyridinium bromide (5.37 g, 22.7 mmol). The solution was heated to 75°C. Sodium

20 hydroxide (22.7 mmol, 1.8 g of a 50 wt% solution) was added in three equal portions, spaced one hour apart. The solution was heated for a further 21 hours after the last addition of sodium hydroxide (for a total heating time of 24 hours). The clear solution was cooled and precipitated into a solution of 5% conc. hydrochloric acid in methanol (1200 ml). The very fine white polymer was recovered by

25 filtration, washed with methanol, briefly air dried and dried *in vacuo* for 36 hours.

- Example 49 Reaction of Poly(ethyleneimine) with 20 mol% decyl bromide and
10 mol% (4-bromobutyl)trimethylammonium bromide

A solution was prepared of poly(ethyleneimine) (50 g of a 50wt% aqueous solution, 0.58 mol) in water (400 ml). To this solution was added (4-bromobutyl)

30 trimethylammonium bromide (15.9 g, 58 mmol) in one portion. The solution was heated to 65°C, and to the clear yellow solution was added a solution of sodium hydroxide (4.64 g of a 50wt% solution, 58 mmol) in three equal portions, spaced

one hour apart. The solution was heated for a total of 12 hours, after which time decyl bromide (25.6 g, 116 mmol) was added in one portion. A further 9.28 g of a 50 wt% solution of sodium hydroxide was added in three portions, spaced one hour apart, and the solution was heated for a final period of 16 hours. The solution was cooled and precipitated in a solution of 5% conc. hydrochloric acid in methanol (2.5 L). The white polymer was filtered, washed with methanol (200 ml), redissolved in water (500 ml) and precipitated into iso-propanol (1200 ml). The product was recovered by filtration, washed with propanol and dried *in vacuo*. Yield 86%.

10 Example 50 Reaction of Poly(ethyleneimine) with 20 mol% n-hexylbromide and 10 mol% (3-bromopropyl)trimethylammonium bromide

A solution was prepared of poly(ethyleneimine) (50 g of a 50w% aqueous solution, 0.58 mol) in water (375 ml). To this solution was added (3-bromopropyl)trimethylammonium bromide(15.1 g, 58 mmol) in one portion. The solution was heated to 65°C, and to the clear yellow solution was added a solution of sodium hydroxide (4.64 g of a 50 wt% solution, 58 mmol) in three equal portions, spaced one hour apart. The solution was heated for a total of 10 hours, after which time n-hexyl bromide (19.14 g, 116 mmol) was added in one portion. A further 9.28 g of a 50 wt% solution of sodium hydroxide was added in three portions, spaced one hour apart, and the solution was heated for a final period of 14 hours. The solution was cooled and precipitated in a solution of 5% hydrochloric acid in methanol (2.3 L). The white polymer was filtered, washed with methanol (200 ml), redissolved in water (500 ml) and precipitated into isopropanol (1200 ml). The product was recovered by filtration, washed with propanol and dried *in vacuo*. Yield 81%.

Example 51 Reaction of Poly(allylamine) with 10 mol% 1-(3-chloropropyl)pyridinium bromide

Poly(allylamine) hydrochloride (428 mmol, 40 g, 80 g 50% aqueous solution) was dissolved in water (200 ml) and heated to 70°C. Sodium hydroxide (66 mol%, 0281 mmol, 11.2 g, 22.4 g of 50% aqueous solution) was added. To this solution was added 1-(3-chloropropyl)pyridinium bromide (10.1 g, 42.8 mmol dissolved in 50 ml of water). Sodium hydroxide (42.8 mmol, 1.7 g, 3.4 g of 50%

aqueous solution) was added in 3 equal portions over 4 h. The reaction was allowed to proceed for a total of 16 h. The reaction solution was precipitated into ethanol acidified with 10% hydrochloric acid (2000 ml). The precipitate was washed with isopropanol (300 ml) and filtered. The polymer was redissolved in water (200 ml),
5 reprecipitated into isopropanol (800 ml) and dried *in vacuo*.

Example 52 Preparation of 3% Poly(allylamine/ epichlorohydrin)

To a 4-L plastic beaker was added poly(allylamine) hydrochloride (2001.5 g of 50% aqueous solution; Nitto Boseki PAA-HCl-3L) and water (3L). The mixture was stirred until homogeneous and the pH was adjusted to ~ 10.5 with solid NaOH
10 (280.3 g). The pH was reduced by adding concentrated hydrochloric acid until the pH was ~ 10.2. The solution was allowed to cool to room temperature in the beaker and epichlorohydrin (25 mL; 29.1 g, 3 mole%) was added all at once with stirring. The mixture was stirred gently until it gelled and then was allowed to continue curing for 18 h at room temperature. The gel was then removed and broken up by
15 passing it through a Kitchen Aid mixer. The solid was then suspended in ~16 L of deionized water. The gel was collected by filtration and washed on the funnel until the conductivity of the effluent was equal to 16.7 mS/cm. The solid was dried in a forced air oven at 60°C for 5 days to yield 866.3 g of a granular, brittle, white solid. The solid was ground in a coffee grinder and passed through a 30 mesh sieve.

20 Example 53 Reaction of Poly(ethyleneimine) with 10 mol% benzyl bromide

Poly(ethyleneimine) (8.12 mol, 350 g, 700 g 50% aqueous solution) was dissolved in ethanol (2100 ml), followed by the addition of benzyl bromide (0.81 mol, 138.5 g). The solution was heated at 70°C and to this solution was added sodium hydroxide (32.4 g, 64.8 g of a 50wt% solution) in four portions spaced one
25 hour apart. The solution was heated for a further 16 hours. The slightly turbid yellow solution was precipitated into isopropanol acidified with 10% hydrochloric acid (1:4) (5000 ml). The polymer was recovered by filtration, redissolved in water (1000 ml) and reprecipitated into propanol (3000 ml). The polymer was recovered by filtration and dried *in vacuo*.

Example 54 Reaction of Poly(allylamine) with 10 mol% n-decyl bromide and 10 mol% (10-bromodecyl)trimethylammonium bromide

Poly(allylamine) hydrochloride (428 mmol, 40 g, 80 g of a 50% aqueous solution) was dissolved in water (200 ml) and heated to 70°C. Sodium hydroxide (66 mol%, 281 mmol, 11.2 g, 22.4 g of 50% aqueous solution) was added. To this solution was added (10-bromodecyl)trimethylammonium bromide (15.3 g, 42.8 mmol dissolved in 50 ml of water). Sodium hydroxide (42.8 mmol, 1.7 g, 3.4 g of 50% aqueous solution) was added in 3 equal portions over 4 h. The reaction mixture was heated for a further 16 h. Decyl bromide (9.45 g, 42.8 mmol) was added in one portion, followed by the addition of sodium hydroxide (42.8 mmol, 1.7 g, 3.4 g of 50% aqueous solution) which was added in 3 equal portions over 4 h. The reaction was heated for a further 12 hours, cooled and precipitated into 1000 ml of ethanol containing 50 ml of conc. hydrochloric acid. The polymer was recovered by filtration and washed with ethanol (200 ml).

15 Example 55 Preparation of 4.5% cross-linked poly(diallylmethylamine)

83 g of an aqueous solution of poly(diallylmethylamine hydrochloride) (PAS-M-1, Lot No. 51017; Nitto Boseki Co.) was diluted with 170 mL deionized water. While stirring, 6.8 g NaOH was added to the polymer solution. The reaction mixture was allowed to stir until all NaOH had dissolved. When the temperature of the solution had dropped to below 30 °C, epichlorohydrin (1.2 mL) was added and stirring continued. The reaction medium slowly became viscous and after about 80 minutes, had gelled and the stirring was stopped. The polymer gel was left at room temperature for an additional 60 hr. The polymer slab was broken into smaller pieces and dispersed in 400 mL deionized water. The resulting suspension was stirred for 2 hr and then filtered. The swollen polymer particles were resuspended in 600 mL deionized water, stirred for 45 minutes and collected by filtration. The process was repeated with 800 mL water and 1 hr stirring. After filtration, the filtrate showed a conductivity of 4 mS/cm. The filtered polymer (swollen gel) was dried in a forced air oven at 60 °C to yield 42 g of product.

Example 56 Alkylation of Crosslinked Poly(diallylmethylamine) with
1-bromodecane

10 g of the ground polymer (Example 54) taken in a 1 liter 3-necked round
bottom flask was suspended in 150 mL deionized water. The polymer swelled
5 significantly and was stirred with a mechanical stirrer. While stirring, 2g 50%
aqueous NaOH solution was added and the suspension was stirred for 15 minutes.
To the suspension was then added 12.5 g 1-bromodecane dissolved in
32 mL ethanol and the reaction mixture was stirred for 2 hours. 1 g of 50% aqueous
sodium hydroxide was then added and the reaction mixture was stirred at room
10 temperature for 40 minutes followed by heating to 75°C for 2 hr. 2 g NaOH
solution was then added. The reaction mixture was stirred at 75° C for an additional
18 hours, after which time heating was discontinued. After cooling to 30° C, 2 mL
concentrated HCl was added and stirring was continued for 15 minutes. The
polymer was filtered and washed with 200 mL deionized water, stirred with 200 mL
15 water for fifteen minutes and filtered. This process was repeated twice and the
filtered polymer was suspended in 400 mL 2M NaCl solution, stirred for 45 minutes
and filtered. After removing the solvent by filtration, the polymer was suspended in
500 mL of 2 M NaCl solution and stirred for 40 minutes. The polymer was filtered
and this process of NaCl treatment was repeated two more times. The filtered
20 polymer was suspended in 400 mL deionized water. After stirring for 30 minutes
the polymer was filtered and resuspended in 400 mL deionized water and stirred for
40 minutes. Concentrated HCl (1 mL) was added to the suspension and the mixture
was stirred for 20 minutes. The pH of the suspension was found to be 2.25. After
stirring for an additional 20 minutes, the polymer was filtered and dried at 60° C in
25 a forced air oven, yielding 16.8 g of the alkylated polymer. The polymer was
ground and passed through a 140 mesh sieve.

Example 57 Reaction of 6%-cross-linked poly(allylamine) with 140 mol% 6-
bromohexane and 170 mol% (6-bromohexyl)trimethylammonium
bromide

30 Methanol (5 L) and sodium hydroxide (133.7 g) were added to a 12 L round
bottom flask equipped with a mechanical stirrer, a thermometer and a condenser.
After the solid dissolved, 297 g 6% epichlorohydrin-cross-linked polyallylamine
was added along with additional methanol (3L). (6-Bromohexyl)trimethyl-

ammonium bromide (522.1 g) and 1-bromodecane (311.7 g) were added and the mixture was heated to 65°C with stirring. After 18 hours at 65°C, the mixture was allowed to cool to room temperature. The solid was filtered off and rinsed by suspending, stirring for 30 minutes and filtering off the solid from 1. 2 x 12 L
5 methanol, 2. 2 x 22 L aqueous NaCl (2 M), 3. 3 x 22 L deionized water, 4. 1 x 22 L isopropanol. The resulting solid was dried in a vacuum oven at 50°C to yield 505.1 g of an off-white solid. The solid was then ground to pass through an 80 mesh sieve.

Example 58 Reaction of poly(allylamine) with 8 mole percent epichlorohydrin
10 To a 5 gallon bucket was added poly(allylamine) hydrochloride (2.5 kg) and water (10 L). The mixture was stirred until homogeneous and the pH was adjusted to 10 with solid NaOH. The solution was allowed to cool to room temperature in the bucket and epichlorohydrin (250 mL) was added all at once with stirring. The mixture was stirred gently until it gelled and then was allowed to continue curing for
15 18 h at room temperature. The gel was then removed and put into a blender with isopropanol (about 7.5 L). The gel was mixed in the blender with about 500 mL isopropanol for about 3 minutes to form coarse particles and the solid was collected by filtration. The solid was rinsed three times by suspending it in 9 gallons of water, stirring the mixture for one hour and collecting the solid by filtration. The solid was
20 rinsed once by suspending it in isopropanol (60 L) stirring the mixture for one hour and collecting the solid by filtration. The solid was dried in a vacuum oven for 18 hours to yield 1.55 kg of a granular brittle white solid.

Example 59 Shiga Toxin binding assay

The ability of several polymers to bind Shiga type 1 and Shiga type 2 toxins
25 was assessed by an EIA analysis.

Stock solutions of each polymer were prepared by dissolving 100 mg of polymer in 1 ml of deionized water. To each solution was added 25 µl of a Shiga toxin stock solution comprising either type 1 Shiga toxin or type 2 Shiga toxin (1 µg/ml). The polymer-toxin solutions were incubated for 5.5 hours and 100 µl of
30 each solution was then analyzed by an EIA analysis. The EIA analysis is a spectrophotometric analysis where the decrease of fluorescence detected at 450 nm (relative to control) is a measure of the efficiency of toxin binding.

A fluorescence intensity of < 0.3 absorbance units, that is, less than about 10% of the control intensity, is considered to be indicative of highly effective toxin binding. Fluorescence intensity values between about 0.30 and about 1.8 are considered indicative of moderate, but still significant, levels of toxin binding.

- 5 As set forth in the Table below, each of the tested polymers exhibited at least moderate binding of each Shiga toxin. Each of the polymers is identified by the number of the example which describes its synthesis. Six of the eight polymers showed highly effective binding of type 1 Shiga toxin, while four of the eight polymers were highly effective against type 2 Shiga toxin.

TABLE 1

Polymer	Fluorescence Intensity Type 1 Toxin	Fluorescence Intensity Type 2 Toxin
Control	3.000	2.989
Example 48	0.275	0.478
Example 47	0.220	0.113
Example 49	0.106	0.130
Example 50	0.137	0.066
Example 51	1.606	1.726
Example 53	0.598	0.790
Example 39	0.092	0.081
Example 51	0.151	1.422

Example 60 *Clostridium difficile* toxin binding assay

- Polymers were diluted in 0.9% saline to a working concentration of 1 mg/mL. 225 mL of this solution was then mixed with 25 mL of a 1:10 dilution of culture supernatant from a clinical isolate of *C. difficile* which is known to produce both toxins A and B. A positive control consisting of 0.9% saline was set up in each
- 5

assay. The mixture was then incubated at room temperature on a rotator for approximately 60 minutes. The mixture was then centrifuged and the supernatants were then assayed directly for *C. difficile* toxins using the Cytoclone A+B enzyme immunoassay (Meridian Diagnostics Inc.). The protocol provided by the manufacturer was used. This method employs an enzyme immunoassay spectrophotometric analysis where the decrease in fluorescence at 450 nm (relative to control) is a measure of the extent of toxin binding.

The results of this assay for a series of polymers is shown in Table 2.

TABLE 2

Polymer	Fluorescence Intensity
Control	0.743
Cholestipol	0.744
Cholestyramine	0.717
Example 58	0.24
Example 57	0.236
Example 56	0.453
Example 52	0.134

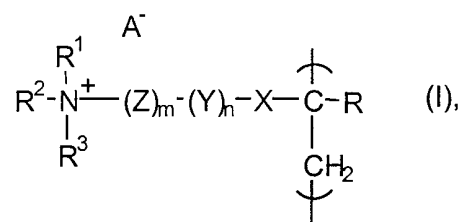
Coolestipol and Cholestyramine are commercially available ion exchange resins marketed for the reduction of bile acids. Coolestipol is a copolymer of diethylenetriamine and epichlorohydrin. Cholestyramine is an ammonio-substituted styrene/divinylbenzene resin.

While this invention has been particularly shown and described with references to preferred embodiments thereof, it will be understood by those skilled in the art that various changes in form and details may be made therein without departing from the spirit and scope of the invention as defined by the appended claims.

CLAIMS

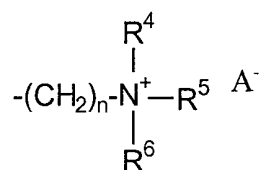
What is claimed is:

1. A method for inhibiting a pathogenic toxin in a mammal, comprising the step of administering to the mammal a therapeutically effective amount of a polymer comprising a cationic group.
2. The method of Claim 1 wherein the mammal is a human.
3. The method of Claim 1 wherein the polymer further comprises a hydrophobic group.
4. The method of Claim 1 wherein the cationic group is an amino group or an ammonium group.
5. The method of Claim 4 wherein the polymer comprises a monomer of Formula I,



- wherein R is a hydrogen atom or a methyl or ethyl group; X is a covalent bond, a carbonyl group or a CH₂ group; Y is an oxygen atom or an NH or CH₂ group; Z is a spacer group; R¹, R² and R³ are each, independently, a hydrogen atom, a normal or branched, substituted or unsubstituted C₁-C₂₄-alkyl group, aryl or arylalkyl group; and m and n are each, independently, 1 or 0; or -N⁺(R¹)(R²)(R³) is a heteroaryl group; and A⁻ is a pharmaceutically acceptable anion; or a free base thereof.

6. The method of Claim 5 wherein Z is a normal or branched C₂-C₂₄-alkylene group or a C₂-C₂₄-alkylene group interrupted at one or more points by a heteroatom.
7. The method of Claim 6 wherein the heteroatom is a nitrogen, oxygen or sulfur atom.
8. The method of Claim 5 wherein at least one of R¹, R² and R³ is an aryl group, a benzyl group or a normal or branched, substituted or unsubstituted C₁-C₂₄-alkyl group.
9. The method of Claim 5 wherein R¹ is an ammonioalkyl group of the formula



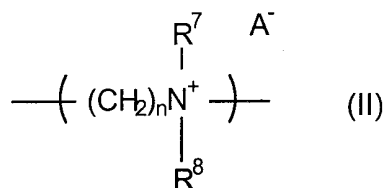
wherein R⁴, R⁵ and R⁶ are each, independently, a hydrogen atom, a C₁-C₂₄ alkyl group; n is an integer from 2 to about 20; or -N⁺(R⁴)(R⁵)(R⁶) is a heteroaryl group; and A⁻ is an anion; or a free base thereof.

10. The method of Claim 5 wherein the polymer is a homopolymer.
11. The method of Claim 5 wherein the polymer is a copolymer.
12. The method of Claim 11 wherein the copolymer is a terpolymer.
13. The method of Claim 5 wherein the monomer is selected from the group consisting of
- N-(3-dimethylaminopropyl)acrylamide
 N-(3-trimethylammoniopropyl)acrylamide,
 2-trimethylammonioethyl methacrylate,
 2-trimethylammonioethyl acrylate,

- N-(3-trimethylammoniopropyl)methacrylamide,
N-(6-trimethylammoniohexyl)acrylamide,
N-(3-trimethylammoniopropyl)acrylamide,
N-(4-trimethylammoniobutyl)allylamine,
5 N-(3-dimethyloctylammoniopropyl)allylamine,
N-(3-trimethylammoniopropyl)allylamine,
N-(3-(1-pyridinio)propyl)vinylamine and
N-(3-(1-pyridinio)propyl)allylamine; in combination with a pharmaceutically
acceptable anion.
- 10 14. The method of Claim 11 wherein the polymer further comprises a
hydrophobic monomer.
15. The method of Claim 14 wherein the hydrophobic monomer has a
hydrophobic side chain.
16. The method of Claim 15 wherein the hydrophobic side chain comprises a
15 straight chain or branched, substituted or unsubstituted, cyclic or acyclic C₃-
C₂₄-alkyl group, an aryl group or an arylalkyl group.
17. The method of Claim 16 wherein the hydrophobic monomer is selected from
the group consisting of styrene, N-isopropylacrylamide, N-t-butylacrylamide,
N-n-butylacrylamide, heptafluorobutyl acrylate, N-n-decylallylamine, N-n-
20 decylacrylamide, pentafluorostyrene, n-butyl acrylate, t-butyl acrylate, n-
decyl acrylate, N-t-butylmethacrylamide, n-decyl methacrylate, n-butyl
methacrylate, n-hexyl methacrylate, N-n-hexylvinylamine, N-n-
hexylallylamine, N-benzylallylamine, N-(cyclohexylmethyl)allylamine and
N-(n-decyl)allylamine.
- 25 18. The method of Claim 16 wherein the polymer comprises at least one
monomer selected from the group consisting of N-(3-
dimethylaminopropyl)acrylamide
N-(3-trimethylammoniopropyl)acrylamide,
2-trimethylammonioethyl methacrylate,

- 2-trimethylammonioethyl acrylate,
N-(3-trimethylammoniopropyl)methacrylamide,
N-(6-trimethylammoniohexyl)acrylamide,
N-(3-trimethylammoniopropyl)acrylamide,
5 N-(4-trimethylammoniobutyl)allylamine,
N-(3-dimethyloctylammoniopropyl)allylamine,
N-(3-trimethylammoniopropyl)allylamine,
N-(3-(1-pyridinio)propyl)vinylamine and
N-(3-(1-pyridinio)propyl)allylamine; in combination with a pharmaceutically
10 acceptable anion; and at least one monomer selected from the group
consisting of styrene, N-isopropylacrylamide, N-t-butylacrylamide, N-n-
butylacrylamide, heptafluorobutyl acrylate, N-n-decylallylamine, N-n-
decylacrylamide, pentafluorostyrene, n-butyl acrylate, t-butyl acrylate, n-
decyl acrylate, N-t-butylmethacrylamide, n-decyl methacrylate, n-butyl
15 methacrylate, n-hexyl methacrylate, N-n-hexylvinylamine, N-n-
hexylallylamine, N-benzylallylamine, N-(cyclohexylmethyl)allylamine and
N-(n-decyl)allylamine.
19. The method of Claim 14 wherein the polymer further comprises a neutral
hydrophilic monomer.
- 20 20. The method of Claim 19 wherein the neutral hydrophilic monomer is
selected from the group consisting of acrylamide, methacrylamide, N-(2-
hydroxyethyl)acrylamide and 2 hydroxyethylmethacrylate.
21. A method of inhibiting a pathogenic toxin in a mammal, comprising the step
of administering to the mammal a therapeutically effective amount of a
25 polymer comprising a monomer of Formula II,

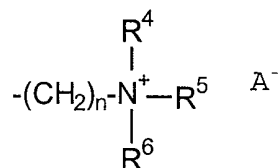
-50-



5 wherein R⁷ and R⁸ are each, independently, a hydrogen atom, a normal or branched, substituted or unsubstituted C₁-C₂₄-alkyl group, an aryl group or an arylalkyl group; and n is an integer from 2 to about 10; or a free base thereof.

22. The method of Claim 21 wherein n is 2.

23. The method of Claim 21 wherein R⁷ is an ammonioalkyl group of the formula



10 wherein R⁴, R⁵ and R⁶ are each, independently, a hydrogen atom, a C₁-C₂₄ alkyl group or an aryl group; or -N⁺R⁴R⁵R⁶ is a heteroaryl group; n is an integer from 2 to about 20; and A⁻ is a pharmaceutically acceptable anion; or a free base thereof.

15 24. The method of Claim 22 wherein the polymer comprises a monomer selected from the group consisting of N-(4-trimethylammoniobutyl)ethyleneimine, N-(3-(1-pyridinio)propyl)ethyleneimine and N-(3-trimethylammoniopropyl)ethyleneimine.

20 25. The method of Claim 22 wherein the polymer comprises a monomer selected from the group consisting of N-hexylethyleneimine, N-(3-phenylpropyl)ethyleneimine, N-decylethyleneimine, and N-benzylethyleneimine.

26. The method of Claim 21 wherein the polymer is poly(decamethylenedimethylammonium-co-ethylenedimethylammonium) A⁻, wherein A⁻ is a pharmaceutically acceptable anion.
27. The method of Claim 21 wherein the pathogenic toxin is a toxin associated with an organism selected from the group consisting of *Streptococcus*,
5 *Salmonella*, *Campylobacter*, *Escherichia coli*, *Clostridium difficile*, *Staphylococcus*, *Shigella*, *Pneumocystis*, *Giardia lamblia* and *Entameoba histolytica*.

INTERNATIONAL SEARCH REPORT

International Application No

PCT/US 98/18881

A. CLASSIFICATION OF SUBJECT MATTER

IPC 6 A61K31/785

According to International Patent Classification (IPC) or to both national classification and IPC

B. FIELDS SEARCHED

Minimum documentation searched (classification system followed by classification symbols)

IPC 6 A61K

Documentation searched other than minimum documentation to the extent that such documents are included in the fields searched

Electronic data base consulted during the international search (name of data base and, where practical, search terms used)

C. DOCUMENTS CONSIDERED TO BE RELEVANT

Category	Citation of document, with indication, where appropriate, of the relevant passages	Relevant to claim No.
A	US 4 505 926 A (NEWSOME ET AL.) 1 March 1985 ---	
A	US 5 250 293 A (GLEICH) 5 October 1993 ---	
A	WO 91 04086 A (CUNO) 4 March 1991 -----	

Further documents are listed in the continuation of box C.

Patent family members are listed in annex.

° Special categories of cited documents :

- "A" document defining the general state of the art which is not considered to be of particular relevance
- "E" earlier document but published on or after the international filing date
- "L" document which may throw doubts on priority claim(s) or which is cited to establish the publication date of another citation or other special reason (as specified)
- "O" document referring to an oral disclosure, use, exhibition or other means
- "P" document published prior to the international filing date but later than the priority date claimed

- "T" later document published after the international filing date or priority date and not in conflict with the application but cited to understand the principle or theory underlying the invention
- "X" document of particular relevance; the claimed invention cannot be considered novel or cannot be considered to involve an inventive step when the document is taken alone
- "Y" document of particular relevance; the claimed invention cannot be considered to involve an inventive step when the document is combined with one or more other such documents, such combination being obvious to a person skilled in the art.
- "&" document member of the same patent family

Date of the actual completion of the international search

25 February 1999

Date of mailing of the international search report

04/03/1999

Name and mailing address of the ISA

European Patent Office, P.B. 5818 Patentlaan 2
NL - 2280 HV Rijswijk
Tel. (+31-70) 340-2040, Tx. 31 651 epo nl,
Fax: (+31-70) 340-3016

Authorized officer

Klaver, T

INTERNATIONAL SEARCH REPORT

information on patent family members

International Application No

PCT/US 98/18881

Patent document cited in search report	A	Publication date	Patent family member(s)	Publication date
US 4505926	A	19-03-1985	NONE	
US 5250293	A	05-10-1993	US 5681555 A	28-10-1997
			US 5498410 A	12-03-1996
			US 5827512 A	27-10-1998
WO 9104086	A	04-04-1991	AU 6441490 A	18-04-1991